

**THE FIRST
NORTHEAST
SPORTS' COMBINED
SUMMER FB GUIDE!**

\$25

**KICK
OFF**

© 2015 Northcoast Sports Service

www.ncsports.com



**POST DRAFT "A" & "D" GRADES
14-1-1 93% THE LAST 2 SEASONS
HITTING 82% OVER 4 YEARS!**

The Post Draft Issue grades a team's offseason a little differently than most. The grades we put into Power Sweep predict whether a team's record will improve or decline for the upcoming season. We take EVERYTHING into account. Included in the analysis are coaching changes, the NFL Draft, Free Agent signings, Free Agent losses and even favorable or unfavorable schedules. The "A" & "D" grades have been extremely accurate over the years.

We spend a great deal of time and effort making these grades and while there was no list in '11 (work stoppage), here is a recap of the past 20 years as well as the record from the last 5 years with grades ('09, '10 & '12-'14).

	"A"	Better	Worse	Same	
Last 20 years	113	89	20	4	Better 78.8%, Same or Better 82.3%
'09-'14 (excl '11)	29	24	5	0	Better 82.8%
	"D"	Better	Worse	Same	
Last 20 years	61	48	9	4	Worse 78.7%, Same or Worse 85.2%
'09-'14 (excl '11)	20	17	1	2	Worse 85.0%, Same or Worse 95.0%
	"A&D"	Correct	Wrong	Same	
Last 20 years	174	137	29	8	Correct 78.7%, Correct or Same 83.3%
'09-'14 (excl '11)	49	41	6	2	Correct 83.7%, Correct or Same 87.8%

Last year we released a total of 8 teams which earned either an "A" or "D" grade. 7 of the 8 teams were correct including the 4 "A" teams all improving their record. The 4 "D" teams went 3-1 with the **Arizona Cardinals the only team incorrect the L2Y going from 10-6 to 11-5 DESPITE GETTING OUTGAINED BY 48 YPG!**

These "A" and "D" are a huge help in determining which teams to bet on using the Vegas Over/Under season total. **THIS YEAR THERE ARE SIX MORE TEAMS WITH THOSE VERY SPECIAL "A" & "D" GRADES.**

**TABLE OF CONTENTS
39 PAGES**

TO GET YOU READY FOR THE '15 SEASON

- College Futures & O/U wins
- Power Sweep
- Net Upsets
- NEW PS Bonuses & CFB gm lines
- '14 CFB Logs
- '14 logs & FBS teams by State
- '14 logs
- '14 logs & schools that sell beer
- #1 Complaine in the Country
- '14 Standings plus ATS & O/U's
- Power Plays - The Perfect Compliment
- Ret Starters, Letterman & HC tenure
- '15 CFB Logs w/ PP estimated Lines
- '15 CFB Logs w/ PP estimated Lines
- '15 CFB Logs w/ PP estimated Lines
- '15 CFB Logs & '15 Bowl Schedule
- '15 NFL Futures
- NC Sports Product Guide
- More NFL Futures & CFB Conf odds
- '15 NFL Player Futures
- AFC 2014 Stats & Rankings
- NFC 2014 Stats & Rankings
- NFL '14 Logs incl Play-offs
- PS's '14#s & wk #1 matchups
- NFL '15 Logs with LINES from CG
- ?- Have a question?
- AFC East - Post-draft issue
- AFC North Post-draft issue
- AFC South Post-draft issue
- AFC West Post-draft issue
- NFC East Post-draft issue
- The NC Sports Comp-line
- NFC North Post-draft issue
- NFC South Post-draft issue
- NFC West Post-draft issue
- Sport Services - Commentary
- Money Makers & Burners

**39. DON'T MISS OUT!!
PRICES EXPIRE 7/30/15**

2015/16 National Champion

Ohio St	+350	Arizona	100/1
TCU	+950	Arizona St	72/1
Auburn	13/1	Arkansas	47/1
Florida St	14/1	Army	1100/1
USC	15/1	Auburn	13/1
Oregon	19/1	Baylor	24/1
Baylor	24/1	Boise St	325/1
Michigan St	28/1	Boston Coll	600/1
Georgia	29/1	Bowl Green	1100/1
LSU	29/1	BYU	275/1
UCLA	32/1	California	350/1
Notre Dame	32/1	Cincinnati	350/1
Clemson	33/1	Clemson	33/1
Oklahoma	40/1	Colorado	600/1
Mississippi	45/1	Colorado St	500/1
Arkansas	47/1	Connecticut	1100/1
Stanford	61/1	Duke	350/1
Texas A&M	65/1	E Carolina	500/1
Texas	67/1	Florida	80/1
Tennessee	68/1	Florida St	14/1
Arizona St	72/1	Fresno St	600/1
Wisconsin	75/1	Georgia	29/1
Florida	80/1	Ga Tech	90/1
Miss St	82/1	Houston	500/1
Michigan	88/1	Illinois	600/1
Ga Tech	90/1	Indiana	1100/1
Oklahoma St	95/1	Iowa	600/1
Arizona	100/1	Iowa St	500/1
So Carolina	130/1	Kansas	600/1
Penn St	130/1	Kansas St	175/1
Utah	130/1	Kentucky	600/1
Missouri	150/1	La Tech	1100/1
Nebraska	155/1	Louisville	165/1
Miami, FL	165/1	LSU	29/1
Louisville	165/1	Marshall	600/1
Washington	165/1	Maryland	400/1
Virginia Tech	170/1	Memphis	400/1
West Virginia	175/1	Miami, FL	165/1
Kansas St	175/1	Michigan	88/1
Wash St	225/1	Michigan St	28/1
BYU	275/1	Minnesota	400/1
Texas Tech	275/1	Miss St	82/1
No Carolina	300/1	Mississippi	45/1
NC St	300/1	Missouri	150/1
Boise St	325/1	Navy	600/1
California	350/1	NC St	300/1
Cincinnati	350/1	Nebraska	155/1
Duke	350/1	No Illinois	1100/1
Minnesota	400/1	No Carolina	300/1
Memphis	400/1	Northwestern	400/1
Northwestern	400/1	Northwestern	400/1
Maryland	400/1	Ohio St	-350
Colorado St	500/1	Oklahoma	40/1
Iowa St	500/1	Oklahoma St	95/1
Houston	500/1	Oregon	19/1
East Carolina	500/1	Oregon St	600/1
Illinois	600/1	Penn St	130/1
UCF	600/1	Pittsburgh	600/1
Fresno St	600/1	Purdue	1100/1
Pittsburgh	600/1	Rutgers	600/1
South Florida	600/1	San Diego St	1100/1
Kentucky	600/1	SMU	1100/1
Marshall	600/1	So Carolina	130/1
Navy	600/1	USF	600/1
Boston Coll	600/1	Stanford	61/1
Virginia	600/1	Syracuse	700/1
Kansas	600/1	TCU	+950
Colorado	600/1	Temple	1100/1
Rutgers	600/1	Tennessee	68/1
Oregon St	600/1	Texas	67/1
Iowa	600/1	Texas A&M	65/1
Syracuse	700/1	Texas Tech	275/1
Vanderbilt	700/1	Toledo	1100/1
Utah St	1100/1	Tulane	1100/1
Indiana	1100/1	Tulsa	1100/1
Temple	1100/1	UCF	600/1
Wake Forest	1100/1	UCLA	32/1
Purdue	1100/1	USC	15/1
Connecticut	1100/1	Utah	130/1
No Illinois	1100/1	Utah St	1100/1
Bow Green	1100/1	Vanderbilt	700/1
SMU	1100/1	Virginia	600/1
San Diego St	1100/1	Va Tech	170/1
Toledo	1100/1	Wake Forest	1100/1
Army	1100/1	Washington	165/1
La Tech	1100/1	Wash St	225/1
Tulane	1100/1	West Virginia	175/1
Tulsa	1100/1	Wisconsin	75/1

IF YOU ARE ALREADY A '15 POWER SWEEP SUB CALL TODAY FOR YOUR BONUS CODES 800-654-3448

HEISMAN TROPHY WINNER

Trevone Boykin QB (TCU)	+850
Ezekiel Elliott RB (Ohio St)	+875
Nick Chubb RB (Georgia)	+1200
Leonard Fournette RB (LSU)	+1300
Cody Kessler QB (USC)	+1400
Dak Prescott QB (Miss St)	+1425
Cardale Jones QB (Ohio St)	+1700
Deshawn Watson QB (Clemson)	+1800
Derrick Henry RB (Alabama)	+2200
J.T. Barrett QB (Ohio St)	+2300
Jeremy Johnson QB (Auburn)	+2300
Samaje Perine RB (Oklahoma)	+2400
Braxton Miller QB (Ohio St)	+2800
Everett Golson QB (Florida St)	+3200
Connor Cook QB (Mich St)	+4000
Paul Perkins RB (UCLA)	+4000
Seth Russell QB (Baylor)	+4000
Vernon Adams QB (Oregon)	+4500
Josh Rosen QB (UCLA)	+5000
Royce Freeman RB (Oregon)	+5000
Mason Rudolph QB (Okl St)	+5500
Jarrett Solomon QB (Arizona)	+5500
Taysom Hill QB (BYU)	+5500
James Conner RB (Pittsburgh)	+6600
Justin Thomas QB (Ga Tech)	+6600
Corey Clement RB (Wisconsin)	+6600
D.J. Foster RB (Arizona St)	+6600
Brad Kaaya QB (Miami Florida)	+7000
Joshua Dobbs QB (Tennessee)	+7500
Jalen Hurd RB (Tennessee)	+8000
Kyler Murray QB (Texas A&M)	+8000
Jared Goff QB (California)	+8500
Nick Wilson RB (Arizona)	+8500
Christian Hackenberg QB (Penn St)	+9000
Kyle Allen QB (Texas A&M)	+9000
Jacob Coker QB (Alabama)	+10000
Joey Bosa DE (Ohio St)	+10000
Jerrold Heard QB (Texas)	+10500
Jacoby Brissett QB (NC St)	+11000
Scooby Wright LB (Arizona)	+12500
Jovon Robinson RB (Auburn)	+12500
Demarcus Robinson WR (Florida)	+12500
Mike Williams WR (Clemson)	+15000
Jonathan Williams RB (Arkansas)	+15000
Tyler Boyd WR (Pittsburgh)	+15000
D'haquille Williams WR (Auburn)	+15000
Josh Doctson WR (TCU)	+15000
Aaron Green RB (TCU)	+15000
Keenan Reynolds QB (Navy)	+15000
Devontae Booker RB (Utah)	+15000
Mike Bercovici QB (Arizona St)	+15000
Marquise Williams QB (No Carolina)	+15000
Laquon Treadwell WR (Ole Miss)	+15000
Chuckie Keeton QB (Utah St)	+17500
Adoree' Jackson CB (USC)	+17500
Brandon Doughty QB (WKU)	+17500
Storm Woods RB (Oregon St)	+17500
Johnathan Gray RB (Texas)	+17500
Myles Jack LB (UCLA)	+17500
Shawn Oakman DE (Baylor)	+17500
Robert Nkemdiche DE (Ole Miss)	+17500
Will Gardner QB (Louisville)	+17500
Jon Hilliman RB (Bost College)	+17500
Michael Brewer QB (Va Tech)	+17500
Ryan Switzer WR (N Carolina)	+17500
Gunner Kiel QB (Cincinnati)	+17500
Corey Coleman RB (Baylor)	+17500
Dom Williams WR (Wash St)	+17500
Daniel Lasco RB (California)	+17500
Kevin Hogan QB (Stanford)	+17500
Jarrett Stidham QB (Baylor)	+20000
Rashard Higgins WR (Col St)	+20000
Kenneth Dixon RB (La Tech)	+25000
Devon Johnson RB (Marshall)	+25000

ACC

Boston College: 5.5 (Ov -135, Und -105)
 Clemson: 8.5 (Ov -170, Und +130)
 Duke: 7 (Ov -150, Und +110)
 Florida St: 9.5 (Ov +100, Und -140)
 Georgia Tech: 7.5 (Ov -160, Und +120)
 Louisville: 7.5 (Ov +105, Und -145)
 Miami: 5.5 (Ov -160, Und +120)
 North Carolina: 8 (Ov -115, Und -125)
 NC St: 7.5 (Ov -105, Und -135)
 Pitt: 6 (Ov -120, Und -120)
 Syracuse: 4.5 (Ov -125, Und -115)
 Virginia: 4.5 (Ov -115, Und -125)
 Virginia Tech: 8 (Ov +105, Und -145)
 Wake Forest: 3.5 (Ov -125, Und -115)

Big Ten

Illinois: 3.5 (Ov -140, Und +100)
 Indiana: 6 (Ov +140, Und -180)
 Iowa: 7.5 (Ov -115, Und -125)
 Maryland: 4.5 (Ov -120, Und -120)
 Michigan: 7.5 (Ov -140, Und +100)
 Michigan St: 9.5 (Ov -140, Und +100)
 Minnesota: 5.5 (Ov -150, Und +110)
 Nebraska: 8 (Ov -120, Und -120)
 Northwestern: 6.5 (Ov +110, Und -150)
 Ohio St: 11 (Ov +100, Und -140)
 Penn St: 7.5 (Ov -135, Und +105)
 Purdue: 4 (Ov -145, Und +105)
 Rutgers: 5 (Ov -145, Und +105)
 Wisconsin: 10 (Ov +160, Und -210)

Big 12

Baylor: 10 (Ov +120, Und -160)
 Iowa St: 3 (Ov -140, Und +100)
 Kansas: 1.5 (Ov -260, Und +180)
 Kansas St: 7 (Ov -130, Und -110)
 Oklahoma: 9 (Ov -110, Und -130)
 Oklahoma St: 7 (Ov -130, Und -110)
 Texas: 6.5 (Ov +155, Und -195)
 TCU: 10 (Ov -115, Und -125)
 Texas Tech: 6 (Ov -105, Und -135)
 West Virginia: 8 (Ov +140, Und -180)

Pac-12

Arizona: 7 (Ov -150, Und +110)
 Arizona St: 8.5 (+130, Und -170)
 California: 5 (Ov -130, Und -110)
 Colorado: 4.5 (Ov -140, Und +100)
 Oregon: 9.5 (Ov -165, Und +125)
 Oregon St: 4 (Ov -110, Und -130)
 Stanford: 9 (Ov +100, Und -140)
 UCLA: 9.5 (Ov +100, Und -140)
 USC: 8.5 (Ov -105, Und -135)
 Utah: 7.5 (Ov -7.5, Und -110)
 Washington: 4 (Ov -185, Und +145)
 Washington St: 5 (Ov -130, Und -110)

SEC

Alabama: 9.5 (Ov -145, Und +105)
 Arkansas: 8.5 (Ov +120, Und -160)
 Auburn: 8.5 (Ov +100, Und -140)
 Florida: 7.5 (Ov -125, Und -115)
 Georgia: 9 (Ov -135, Und -105)
 Kentucky: 6 (Ov -120, Und -120)
 LSU: 8 (Ov -115, Und -125)
 Ole Miss: 8.5 (Ov -110, Und -130)
 Mississippi St: 7 (Ov -110, Und -130)
 Missouri: 7.5 (Ov -120, Und -120)
 South Carolina: 7 (Ov -120, Und -120)
 Tennessee: 7.5 (Ov -140, Und +100)
 Texas A&M: 7.5 (Ov -135, Und -105)
 Vanderbilt: 3 (Ov -135, Und -105)

ACC

UCF: 7 (Ov -120, Und -120)
 Cincinnati: 7.5 (Ov -130, Und -110)
 Connecticut: 3 (Ov -125, Und -115)
 East Carolina: 7 (Ov -120, Und -120)
 Houston: 8.5 (Ov +105, Und -145)
 Memphis: 8.5 (Ov -105, Und -135)
 Navy: 7.5 (Ov -130, Und -110)
 USF: 4 (Ov -105, Und -135)
 SMU: 2.5 (Ov -110, Und -130)
 Temple: 7 (Ov -130, Und -110)
 Tulane: 5 (Ov -120, Und -120)
 Tulsa: 5 (Ov -105, Und -135)

OVER/UNDER Win Totals

CUSA

Charlotte: 2.5 (Ov -130, Und -110)
 Fla Atlantic: 5 (Ov -130, Und -110)
 FIU: 6 (Ov +110, Und -150)
 Louisiana Tech: 8 (Ov -115, Und -125)
 Marshall: 10 (Ov -120, Und -120)
 Middle Tenn: 7 (Ov -105, Und -135)
 North Texas: 5 (Ov -120, Und -120)
 Old Dominion: 4.5 (Ov -145, Und +105)
 Rice: 7.5 (Ov -115, Und -125)
 Southern Miss: 4.5 (Ov +115, Und -155)
 UTSA: 2.5 (Ov -170, Und +130)
 UTEP: 6 (Ov -120, Und -120)
 WKU: 7.5 (Ov -110, Und -130)

MAC

Akron: 7.5 (Ov -130, Und -110)
 Ball St: 7 (Ov +120, Und -160)
 Bowling Green: 5 (Ov -130, Und -110)
 Buffalo: 5.5 (Ov +115, Und -155)
 Central Mich: 4 (Ov -150, Und +110)
 Eastern Mich: 1.5 (Ov -185, Und +145)
 Kent St: 4.5 (Ov +100, Und -140)
 UMass: 4.5 (Ov -150, Und +110)
 Miami Oh: 4 (Ov -110, Und -130)
 No Illinois: 8.5 (Ov +120, Und -160)
 Ohio: 5 (Ov -115, Und -125)
 Toledo: 7 (Ov -140, Und +100)
 Western Mich: 8 (Ov -120, Und -120)

Mountain West

Air Force: 6 (Ov -130, Und -110)
 Boise St: 9.5 (Ov -110, Und -130)
 Colorado St: 7.5 (Ov -120, Und -120)
 Fresno St: 4 (Ov -115, Und -125)
 Hawaii: 6 (Ov +115, Und -155)
 Nevada: 7 (Ov -115, Und -125)
 New Mexico: 4.5 (Ov -135, Und -105)
 San Diego St: 7.5 (Ov -120, Und -120)
 San Jose St: 4 (Ov -125, Und -115)
 UNLV: 2.5 (Ov +120, Und -160)
 Utah St: 8 (Ov +125, Und -165)
 Wyoming: 5 (Ov -120, Und -120)

Sun Belt

Arkansas St: 7 (Ov -140, Und +100)
 Appalachian St: 8.5 (Ov -175, Und +135)
 Ga Southern: 7.5 (Ov +120, Und -160)
 Georgia St: 2.5 (Ov -140, Und +100)
 Idaho: 3.5 (Ov -130, Under -110)
 UL-Lafayette: 8 (Ov +100, Und -140)
 ULM: 4 (Ov -150, Und +110)
 New Mexico St: 3 (Ov -130, -110)
 South Alabama: 3.5 (Ov -135, Und -105)
 Texas St: 7 (Ov -120, Und -120)
 Troy: 4 (Ov -150, Und +110)

Independents

Army: 3.5 (Ov -155, Und +115)
 BYU: 8.5 (Ov +145, Und -185)
 Notre Dame: 9 (Ov +110, Und -150)

NCAA CHAMPIONSHIP

Ohio St	+350	Field	-445
Alabama	+825	Field	-1275
TCU	+925	Field	-1400
Florida St	+1200	Field	-1900
USC	+1400	Field	-2500
Auburn	+1400	Field	-2500
Oregon	+1800	Field	-3600
Baylor	+2300	Field	-4600
Mich St	+2500	Field	-5000
LSU	+2750	Field	-6000

NCAA PLAYOFFS

Ohio St makes 4 tm playoff +165
 Not selected for 4 tm playoff +125
 Alabama makes 4 tm playoff -180
 Not selected for 4 tm playoff +180
 TCU makes 4 tm playoff +120
 Not selected for 4 tm playoff -160
 Florida St makes 4 tm playoff +310
 Not selected for 4 tm playoff -430

POWER SWEEP



Thank You **NORTHCOAST SPORTS** Published by

A WEEKLY FOOTBALL NEWSLETTER CONTAINING:

- College writeup on every game
- College UNDERDOG of the week
- 5-7 College ★ rated plays
- FEATURED plays
- Computer Corner
- NFL writeup on every game
- 3-5 NFL ★ rated plays
- NFL SYSTEM of the week
- NFL Over/Unders

UPDATED LOGS! BOTH COLLEGE & NFL

ARKANSAS
(SU: 6-6 ATS: 9-3) Grass/Lite Rock/Astro

DATE	OPPONENT	W/L	LINE	SCORE
A 30	at Auburn	L	+19	21-45
S 6	Nicholls St	W	-41	73-7
S 13	at Tex Tech	W	E	49-28
S 20	N Illinois	W	-13	52-14
S 27	† TX A&M OT	W	+9	28-35
O 4				
O 11	Alabama	W	+9	13-14
O 18	Georgia (LR)	L	+3	32-45
O 25	UAB (HC)	W	-26	45-17
N 1	at Miss St	W	+10	10-17
N 8				
N 15	LSU	W	+1	17-0
N 22	Mississippi	W	+3	30-0
N 29	at Missouri	L	-3	14-21

- Email Version (ADDITIONAL COST FOR MAIL SUBS)
- Lines
- Scores
- W/L are ATS!
- Bye Weeks
- (Midweek Games)
- NFL Over/Unders!

INDIANAPOLIS
(SU: 8-4 ATS: 9-3) A

DATE	OPPONENT	W/L	LINE	SCR	TTL
S 7	at Denver (N)	W	+7	24-31	54
S 15	Philadelphia (M)	L	-3	27-30	53
S 21	at Jacksonville	W	-6	44-17	45
S 28	Tennessee	W	-7	41-17	45
O 5	Baltimore	W	-3	20-13	49
O 9	at Houston (Th)	W	-2	33-28	46
O 19	Cincinnati	W	-3	27-0	50
O 26	at Pittsburgh	L	-3	34-51	48
N 3	at NY Giants	W	-3	40-24	50
N 9	BYE WEEK				
N 16	New England	L	+3	20-42	57
N 23	Jacksonville	W	-13	23-3	49
N 30	Washington	W	-8	49-27	49

INCREDIBLE STANDINGS! 2014 COLLEGE STANDINGS

BIG TEN	Ttl Off	Scr Off	Ttl Def	Scr Def	Net Ypg	Avg Score	EAST	SU Conf	SU All	ATS Conf	ATS All	O/U Conf	O/U All
	8	4	15	23	179.6	45-21	Ohio St	9-0	12-1	5-4	8-5	8-0-1	11-1
14	7	7	12	203.0	43-20	Michigan St	7-1	10-2	5-3	8-4	3-5	7-5	
110	67	96	82	-86.0	29-29	Maryland	4-4	7-5	4-4	6-6	4-4	5-6	
84	90	97	92	-60.7	26-31	Rutgers	3-5	7-5	5-3	8-4	5-3	8-4	
114	112	10	28	21.7	21-22	Michigan	3-5	5-7	3-5	4-8	3-5	4-8	
117	115	2	8	55.8	20-18	Penn St	2-6	6-6	1-7	5-7	1-7	4-8	
64	92	93	102	-28.8	25-33	Indiana	1-7	4-8	3-5	5-7	4-4	6-5	

Included for: EVERY TEAM, EVERY CONFERENCE

OUR FAMOUS 32 PAGE BOWL GUIDE

NEWSLETTER ARCHIVES

2014 SEASON

POWER SWEEP

ISSUE	1	2	3	4	5	6	7	8	9
	12	13	14	15	16	Bowl 17/18	19	20	21

CHECK OUT EVERY ISSUE FROM THE LAST 5 YEARS!

- 1) Visit NCSPORTS.COM
- 2) CLICK - "Archives - PS/PP" First item on LEFT SEARCH BAR
- 3) ACCESS TO EVERY NEWSLETTER FROM THE L5Y!!

ARE YOU A LOOKING FOR WINNERS?

LAST 3Y RECORDS
2014: 46-26 64%

on all ★ rated POWER SWEEP College selections

2013: 34-21 64%

on POWER SWEEP Key Selections and the Underdog Play

2012: 34-22 61%

1-800-654-3448

SUBSCRIBE TO

POWER SWEEP



E-MAILED THROUGHOUT THE FOOTBALL SEASON EVERY TUESDAY AT NOON EST

JUST.... \$129

BUT SAVE \$35

if purchased by July 30th

ONLY.....

\$94

800-654-3448

2014 UPSETS WINS/LOSSES & NET

	2014		AS FAV			AS DOG			NET		2014		AS FAV			AS DOG			NET
	W	L	Gm	W	L	Gm	W	L	Upsets		W	L	Gm	W	L	Gm	W	L	Upsets
Air Force	10	3	7	6	1	6	4	2	+3	NC State	8	5	6	5	1	7	3	4	+2
Akron	5	7	9	4	5	3	1	2	-4	Nebraska	10	3	9	8	1	4	1	3	0
Alabama	12	2	14	12	2	0	0	0	-2	Nevada	7	6	7	5	2	6	2	4	0
Appalachian St	7	5	5	4	1	7	3	4	+2	New Mexico	4	8	3	2	1	9	2	7	+1
Arizona	10	4	9	8	1	5	2	3	+1	New Mexico St	2	10	0	0	0	12	2	10	+2
Arizona St	10	3	9	8	1	4	2	2	+1	North Carolina	6	7	6	4	2	7	2	5	0
Arkansas	7	6	6	5	1	7	2	5	+1	North Texas	4	8	5	3	2	7	1	6	-1
Arkansas St	7	6	10	7	3	3	0	3	-3	No Illinois	11	3	10	9	1	4	2	2	+1
Army	4	8	5	2	3	7	2	5	-1	Northwestern	5	7	4	1	3	8	4	4	+1
Auburn	8	5	10	7	3	3	1	2	-2	Notre Dame	8	5	8	6	2	5	2	3	0
Ball St	5	7	4	2	2	8	3	5	+1	Ohio	6	6	4	4	0	8	2	6	+2
Baylor	11	2	12	10	2	1	1	0	-1	Ohio St	14	1	11	10	1	4	4	0	+3
Boise St	12	2	12	11	1	2	1	1	0	Oklahoma	8	5	13	8	5	0	0	0	-5
Boston College	7	6	6	4	2	7	3	4	+1	Oklahoma St	7	6	5	5	0	8	2	6	+2
Bowling Green	8	6	8	5	3	6	3	3	0	Old Dominion	6	6	4	3	1	8	3	5	+2
Buffalo	5	6	5	4	1	6	1	5	0	Ole Miss	9	4	9	6	3	4	3	1	0
BYU	8	5	9	7	2	4	1	3	-1	Oregon	13	2	15	13	2	0	0	0	-2
California	5	7	4	2	2	8	3	5	+1	Oregon St	5	7	6	4	2	6	1	5	-1
Cent Michigan	7	6	6	5	1	7	2	5	+1	Penn St	7	6	8	5	3	5	2	3	-1
Cincinnati	9	4	10	8	2	3	1	2	-1	Pittsburgh	6	7	10	5	5	3	1	2	-4
Clemson	10	3	10	9	1	3	1	2	0	Purdue	3	9	4	2	2	8	1	7	-1
Colorado	2	10	3	2	1	9	0	9	-1	Rice	9	4	9	8	1	4	0	4	-1
Colorado St	10	3	9	8	1	4	2	2	+1	Rutgers	8	5	4	4	0	9	4	5	+4
Connecticut	2	10	3	1	2	9	1	8	-1	San Diego St	7	6	8	7	1	5	0	5	-1
Duke	9	4	9	7	2	4	2	2	0	San Jose St	3	9	4	3	1	8	0	8	-1
East Carolina	8	5	10	7	3	3	1	2	-2	SMU	1	11	0	0	0	12	1	11	+1
East Michigan	2	10	1	1	0	11	1	10	+1	South Alabama	6	7	7	6	1	6	0	6	-1
FAU	3	9	5	1	4	7	2	5	-2	South Carolina	7	6	8	4	4	5	3	2	-1
FIU	4	8	1	1	0	11	3	8	+3	Southern Miss	3	9	2	2	0	10	1	9	+1
Florida	7	5	7	5	2	5	2	3	0	Stanford	8	5	11	7	4	2	1	1	-3
Florida St	13	1	13	13	0	1	0	1	0	Syracuse	3	9	5	3	2	7	0	7	-2
Fresno St	6	8	7	5	2	7	1	6	-1	TCU	12	1	11	11	0	2	1	1	+1
Georgia	10	3	13	10	3	0	0	0	-3	Temple	6	6	4	4	0	8	2	6	+2
Ga Southern	9	3	9	9	0	3	0	3	0	Tennessee	7	6	8	6	2	5	1	4	-1
Georgia St	1	11	2	1	1	10	0	10	-1	Texas	6	7	5	5	0	8	1	7	+1
Georgia Tech	11	3	7	6	1	7	5	2	+4	Texas A&M	8	5	7	5	2	6	3	3	+1
Hawaii	4	9	3	3	0	10	1	9	+1	Texas St	7	5	5	4	1	7	3	4	+2
Houston	8	5	9	6	3	4	2	2	-1	Texas Tech	4	8	3	3	0	9	1	8	+1
Idaho	1	10	3	1	2	8	0	8	-2	Toledo	9	4	9	9	0	4	0	4	0
Illinois	6	7	4	3	1	9	3	6	+2	Troy	3	9	4	2	2	8	1	7	-1
Indiana	4	8	5	2	3	7	1	6	-2	Tulane	3	9	2	2	0	10	1	9	+1
Iowa	7	6	8	6	2	5	1	4	-1	Tulsa	2	10	3	2	1	9	0	9	-1
Iowa St	2	10	4	1	3	8	1	7	-2	UAB	6	6	6	4	2	6	2	4	0
Kansas	3	9	2	2	0	10	1	9	+1	UCF	9	4	10	7	3	3	2	1	-1
Kansas St	9	4	7	7	0	6	2	4	+2	UCLA	10	3	12	10	2	1	0	1	-2
Kent St	2	9	1	0	1	10	2	8	+1	ULM	4	8	5	4	1	7	0	7	-1
Kentucky	5	7	4	4	0	8	1	7	+1	UNLV	2	11	2	1	1	11	1	10	0
Louisiana	9	4	8	6	2	5	3	2	+1	USC	9	4	10	8	2	3	1	2	-1
Louisiana Tech	9	5	9	7	2	5	2	3	0	USF	4	8	4	4	0	8	0	8	0
Louisville	9	4	9	8	1	4	1	3	0	Utah	9	4	8	6	2	5	3	2	+1
LSU	8	5	10	7	3	3	1	2	-2	Utah St	10	4	9	9	0	5	1	4	+1
Marshall	13	1	14	13	1	0	0	0	-1	UTEP	7	6	5	5	0	8	2	6	+2
Maryland	7	6	5	3	2	8	4	4	+2	UTSA	4	8	6	3	3	6	1	5	-2
Massachusetts	3	9	3	3	0	9	0	9	0	Vanderbilt	3	9	4	3	1	8	0	8	-1
Memphis	10	3	10	9	1	3	1	2	0	Virginia	5	7	5	3	2	7	2	5	0
Miami, FL	6	7	9	6	3	4	0	4	-3	Virginia Tech	7	6	7	3	4	6	4	2	0
Miami, OH	2	10	3	2	1	9	0	9	-1	Wake Forest	3	9	1	1	0	11	2	9	+2
Michigan	5	7	8	5	3	4	0	4	-3	Washington	8	6	8	7	1	6	1	5	0
Michigan St	11	2	11	10	1	2	1	1	0	Washington St	3	9	4	1	3	8	2	6	-1
Middle Tenn	6	6	5	4	1	7	2	5	+1	West Virginia	7	6	8	5	3	5	2	3	-1
Minnesota	8	5	7	6	1	6	2	4	+1	West Michigan	8	5	7	5	2	6	3	3	+1
Mississippi St	10	3	10	8	2	3	2	1	0	Wisconsin	11	3	12	10	2	2	1	1	-1
Missouri	11	3	7	6	1	7	4	3	+3	WKU	8	5	7	5	2	6	3	3	+1
Navy	8	5	10	7	3	3	1	2	-2	Wyoming	4	8	2	2	0	10	2	8	+2

NEW POWER SWEEP BONUSES

YOU'LL RECEIVE - ALL ON ONE PHONE NUMBER!

- Sun, Aug 10 - Preseason Hall of Fame Marquee \$15 value
- Aug 13-16 - Wk #1 of Preseason EXEC SERVICE..... \$175 value
- Sat, Aug 29 - The FCS Kickoff Game Marquee \$15 value
- Thur, Sep 3rd - The Top Late Phone Play & Top Marquee.. \$65 value

AND OF COURSE
OUR FIRST COLLEGE
5★ SIDE RELEASE
A \$100 value



PLUS

ADD : **ONE** Bonus (A, B or C) as a '15 sub
 Up to **TWO** Bonuses as a '15 & '16 sub or
 Up to **THREE** Bonuses as a '15, '16 & '17 Sub!!

- A) 50% off Thanksgiving in September Save \$63 if picked
- B) 50% off a Marquee 7-pk Save \$35 if picked
- C) 50% off Debit Credits (buy \$25 - \$50, get same free)..... Save up to \$50 if picked

2015 SUBS CALL 1-800-654-3448 FOR YOUR CODES



College FB
wk #1 lines
&
Marquee
Matchups

August 29

N Dakota St (-16) at Montana | O/U 45

September 3

*N Carolina vs. S Carolina (-5) | O/U 67
 FIU at Central Florida (-16) | O/U 45.5
 Oklahoma St (-24) at CMU | O/U 57.5
 Michigan at Utah (-3) | O/U 47
 TCU (-18) at Minnesota | O/U 62
 Ohio (-11) at Idaho | O/U 53.5
 Duke (-17) at Tulane | O/U 51.5
 UTSA at Arizona (-30) | O/U 47.5

September 4

Colorado (-11) at Hawaii | O/U 61.5
 Charlotte at Georgia St (-7.5) | O/U 74
 Baylor (-33) at SMU | O/U 70.5
 Michigan St (-21) at WMU | O/U 58
 Kent St at Illinois (-17) | O/U 47
 Washington at Boise St (-12) | O/U 60

September 5

*Arizona St vs. Tex A&M (-4) | O/U 70.5
 Akron at Oklahoma (-29.5) | O/U 51.5
 Penn St (-5) at Temple | O/U 37
 BYU at Nebraska (-5) | O/U 71.5
 Stanford (-13) at Northwestern | O/U 40
 NM St at Florida (-35.5) | O/U 55
 ULM at Georgia (-36) | O/U 52
 ULL at Kentucky (-13.5) | O/U 61
 Bowling Green at Tenn (-24.5) | O/U 60
 WKU at Vanderbilt (-1.5) | O/U 73
 UTEP at Arkansas (-34.5) | O/U 47
 Virginia at UCLA (-17) | O/U 55.5
 *Auburn (-13) vs. Louisville | O/U 56
 FAU at Tulsa (-6) | O/U 61.5
 Texas at Notre Dame (-13.5) | O/U 52
 UNLV at UNI (-19.5) | O/U 65
 *Alabama (-13) vs. Wisconsin | O/U 54
 Texas St at Florida St (-33.5) | O/U 62
 Miss St (-23.5) at S Miss | O/U 51.5
 Arkansas St at USC (-31) | O/U 69.5
 Purdue at Marshall (-12.5) | O/U 63
 Ohio St (-18) at Virginia Tech | O/U 53.5

September 10

Louisiana Tech at WKU (-1)

September 11

Miami Florida (-16.5) at FAU
 Utah St at Utah (-1)

September 12

Boise St (-4) at BYU
 Notre Dame (-5.5) at Virginia
 Oregon at Michigan St (-3.5)
 Oklahoma at Tennessee (-3)
 Oregon St at Michigan (-10.5)
 South Florida at Florida St (-32)
 Wake Forest at Syracuse (-3.5)
 Bowling Green at Maryland (-11)
 Washington St at Rutgers (5.5)
 Minnesota (-5.5) at Colorado St
 Iowa (-4.5) at Iowa St
 Pittsburgh (-14) at Akron
 Arizona (-16) at Nevada
 Memphis (-9) at Kansas
 Florida International at Indiana (-13.5)
 South Alabama at Nebraska (-28.5)
 Rice at Texas (-19.5)
 Idaho at USC (-43)
 Georgia St at New Mexico St (-2)
 Central Florida at Stanford (-21)
 UCLA (-34) at UNLV
 Army at Connecticut (-3)
 North Texas at SMU (-4.5)
 Temple at Cincinnati (-4.5)
 Eastern Michigan at Wyoming (-17.5)
 Tulsa at New Mexico (-2)
 East Carolina at Florida (-13)
 Kentucky at South Carolina (-6.5)
 Middle Tennessee at Alabama (-35.5)
 Toledo at Arkansas (-22)
 LSU (-2.5) at Mississippi St
 Fresno St at Mississippi (-29.5)
 Ball St at Texas A&M (-23)

September 17

Clemson (-3) at Louisville

September 18

Florida St (-14) at Boston College
 New Mexico at Arizona St (-28)

September 19

Southern Mississippi at Texas St (-5)
 Kent St at Minnesota (-21)
 Illinois at North Carolina (-9.5)
 Air Force at Michigan St (-26)
 Tulsa at Oklahoma (-26.5)
 South Florida at Maryland (-13)
 Wake Forest (-7.5) at Army
 UNLV at Michigan (-32)
 Nebraska at Miami Florida (-1)
 Georgia Tech (PK) at Notre Dame
 BYU at UCLA (-14)
 Stanford at USC (-3.5)
 South Carolina at Georgia (-15)
 Mississippi at Alabama (-11)
 Auburn at LSU (-3)
 Texas Tech at Arkansas (-16)
 Northwestern at Duke (-4)
 Central Michigan at Syracuse (-10)
 Georgia St at Oregon (-49)
 Rice (-4) at North Texas
 Temple (-8.5) at Massachusetts
 Memphis (-5) at Bowling Green
 Ball St (-15.5) at Eastern Michigan
 Northern Illinois at Ohio St (-31.5)
 UTSA at Oklahoma St (-34.5)
 Virginia Tech (-11.5) at Purdue
 East Carolina at Navy (-2)
 Troy at Wisconsin (-35.5)
 Cincinnati (-20) at Miami OH
 Western Kentucky at Indiana (-2)
 Utah St at Washington (-3.5)
 *Colorado St vs. Colorado (-9)
 California at Texas (-9.5)
 Iowa St at Toledo (-7)
 SMU at TCU (-43)
 Rutgers at Penn St (-7.5)
 Pittsburgh at Iowa (-3)
 San Jose St at Oregon St (-13.5)
 UTEP (-10) at New Mexico St
 Wyoming at Washington St (-15)
 Utah (-18) at Fresno St
 Buffalo at Florida Atlantic (-7)
 NC St (-17.5) at Old Dominion
 Charlotte at Middle Tennessee (-22.5)
 South Alabama at San Diego St (-21)
 Florida (-1) at Kentucky
 Connecticut at Missouri (-35)
 Nevada at Texas A&M (-24)

September 24

Cincinnati at Memphis (-2.5)

September 25

Boise St (-6.5) at Virginia
 Stanford (-17) at Oregon St

September 26

LSU (-18.5) at Syracuse
 *Oklahoma St vs. Texas (-1.5)
 TCU (-18.5) at Texas Tech
 Maryland at West Virginia (-11)
 BYU at Michigan (-5)
 UCLA (-3) at Arizona
 Utah at Oregon (-14)
 USC (-2.5) at Arizona St
 Tennessee (-4) at Florida

October 1

Miami Florida (PK) at Cincinnati

October 3

Notre Dame at Clemson (-3.5)
 Louisville at NC St (-3)
 Florida St (-21.5) at Wake Forest
 Boston College at Duke (-7)
 North Carolina at Georgia Tech (-14.5)
 Pittsburgh at Virginia Tech (-9.5)
 West Virginia at Oklahoma (-9.5)
 Kansas St at Oklahoma St (-5)
 Texas at TCU (-20)
 Baylor (-16) at Texas Tech
 Ohio St (-26.5) at Indiana
 Nebraska (-5) at Illinois
 Minnesota (PK) at Northwestern
 Iowa at Wisconsin (-14)
 Purdue at Michigan St (-25.5)
 Washington St at California (-7)
 Arizona at Stanford (-10.5)
 Oregon (-16.5) at Colorado
 Arizona St at UCLA (-5)
 Mississippi (-4) at Florida
 Alabama at Georgia (-1)
 South Carolina at Missouri (-11)
 Arkansas at Tennessee (-1.5)

October 10

*Oklahoma (-5.5) vs. Texas

October 17

Michigan St (-5.5) at Michigan

October 29

Oregon (-1.5) at Arizona St

November 7

LSU at Alabama (-9)

November 14

Alabama (-4) at Mississippi St

November 21

Michigan St at Ohio St (-6.5)
 TCU (-4) at Oklahoma
 USC at Oregon (-5)
 LSU at Mississippi (-5)

November 27

Baylor at TCU (-5.5)

November 28

Florida St (-2) at Florida
 Ohio St (-9.5) at Michigan
 UCLA at USC (-3)
 Alabama (-2) at Auburn
 Mississippi at Mississippi St (-2.5)

December 12

*Army vs. Navy (-9.5)

*Indicates game is played at neutral site

AIR FORCE					
(SU: 10-3 ATS: 8-5)	FieldTurf	Grass	Artificial		
DATE OPPONENT	W/L	LINE SCORE	DATE OPPONENT	W/L	LINE SCORE
A 30 Nicholls St W	-22	44-16			
S 6 at Wyoming L	-2	13-17			
S 13 at Georgia St L	-12	48-38			
S 20					
S 27 Boise St W	+13	28-14			
O 4 Navy W	+3	30-21			
O 11 at Utah St W	+7	16-34			
O 18 New Mexico L	-7	35-31			
O 25					
N 1 at Army W	-3	23-6			
N 8 at UNLV W	-5	48-21			
N 15 Nevada OT W	-2	45-38			
N 21 at SD St (F) W	+6	14-30			
N 28 Col St (F) W	+7	27-24			
D 20 † W Michigan W	+2	38-24			

AKRON					
(SU: 5-7 ATS: 3-8-1)	FieldTurf	Grass	Artificial		
DATE OPPONENT	W/L	LINE SCORE	DATE OPPONENT	W/L	LINE SCORE
A 28 Howard (Th) W	-21	41-0			
S 6 at Penn St L	+14	3-21			
S 13					
S 20 Marshall L	+10	17-48			
S 27 at Pittsburg W	+21	21-10			
O 4 E Mich (HC) T	-25	31-6			
O 11 Miami, Oh L	-15	29-19			
O 18 at Ohio L	-3	20-23			
O 25 at Ball L	-2	21-35			
N 4 BG (Tu) L	-6	10-27			
N 11 at Buffalo (Tu) L	-3	24-55			
N 18 UMass (Tu) W	+7	30-6			
N 25 at Kent St (Tu) L	-3	24-27			
N 29					

ALABAMA					
(SU: 12-2 ATS: 5-8)	FieldTurf	Grass	Artificial		
DATE OPPONENT	W/L	LINE SCORE	DATE OPPONENT	W/L	LINE SCORE
A 30 † W Virg (ATL) L	-25	33-23			
S 6 Florida A&M W	+40	41-0			
S 13 S Miss L	-45	52-12			
S 20 Florida W	-14	42-21			
S 27					
O 4 at Mississippi L	-4	17-23			
O 11 at Arkansas L	-9	14-13			
O 18 Texas A&M W	+13	59-0			
O 25 at Tennessee L	-19	34-20			
N 1					
N 8 at LSU OT W	-6	20-13			
N 15 Miss L	-9	25-20			
N 22 W Carolina L	-50	48-14			
N 29 Auburn W	+8	55-44			
D 6 † Missouri W	+14	42-13			
J 1 † Ohio St L	-8	35-42			

APPALACHIAN STATE					
(SU: 7-5 ATS: 4-7-1)	FieldTurf	Grass	Artificial		
DATE OPPONENT	W/L	LINE SCORE	DATE OPPONENT	W/L	LINE SCORE
A 30 at Michigan L	+32	14-52			
S 6 Campbell W	-37	66-0			
S 13					
S 20 at S Miss T	+1	20-21			
S 25 at GA Sthrn (Th) L	+19	14-34			
O 4 S Alabama L	+3	21-47			
O 11 Liberty (HC) OT L	-3	48-55			
O 18 at Troy W	+7	53-14			
O 25					
N 1 Georgia St W	-13	44-0			
N 8 ULM L	-4	31-29			
N 15 at Arkansas St W	+14	37-32			
N 22 at Louisiana W	+9	35-16			
N 29 Idaho L	-17	45-28			

ARIZONA					
(SU: 10-4 ATS: 7-7)	FieldTurf	Grass	Artificial		
DATE OPPONENT	W/L	LINE SCORE	DATE OPPONENT	W/L	LINE SCORE
A 29 UNLV (F) W	-23	58-13			
S 4 at UTSA (Th) L	-7	26-23			
S 13 Nevada L	-19	35-28			
S 20 California L	-8	49-45			
S 27					
O 2 at Oregon (Th) W	+24	31-24			
O 11 USC W	+2	26-28			
O 18					
O 25 at Wash St W	-2	59-37			
N 1 at UCLA L	+7	7-17			
N 8 Colo (HC) W	-17	38-20			
N 15 Washington L	-9	27-26			
N 18 at Oregon St L	-7	27-35			
N 22 at Utah W	+4	42-10			
N 28 Ariz St (F) W	+2	42-35			
D 6 † Oregon L	+14	13-51			
D 31 † Boise St L	-3	30-38			

ARIZONA ST					
(SU: 10-3 ATS: 6-7)	FieldTurf	Grass	Artificial		
DATE OPPONENT	W/L	LINE SCORE	DATE OPPONENT	W/L	LINE SCORE
A 28 Weber St (Th) L	-46	45-14			
S 6 at New Mexico W	-23	58-23			
S 13 at Colorado L	-15	38-24			
S 20					
S 25 UCLA (Th) L	+4	27-62			
O 4 at USC W	+12	38-34			
O 11					
O 18 Stanford W	+3	26-10			
O 25 at Washington T	-3	24-10			
N 1 Utah (HC) OT L	-6	19-16			
N 8 Notre Dame W	-2	55-31			
N 15 at Oregon St L	-7	27-35			
N 22 Wash St W	-16	52-31			
N 28 at Arizona (F) L	+2	35-42			
D 27 † Duke L	-7	36-31			

ARKANSAS					
(SU: 7-6 ATS: 10-3)	FieldTurf	Grass	Artificial		
DATE OPPONENT	W/L	LINE SCORE	DATE OPPONENT	W/L	LINE SCORE
A 30 at Auburn L	+19	21-45			
S 6 Nicholls St W	+1	73-7			
S 13 at Texas Tech W	E	49-28			
S 20 N Illinois W	-13	52-14			
S 27 † TX A&M OT W	+9	28-35			
O 4					
O 11 Alabama W	+9	13-14			
O 18 Georgia (L) L	+3	32-45			
O 25 UAB (HC) W	+26	45-17			
N 1 at Miss St W	+10	10-17			
N 8					
N 15 LSU W	+1	17-0			
N 22 Mississippi W	+3	30-0			
N 29 at Missouri L	-3	14-21			
D 29 † Texas W	-7	31-7			

ARKANSAS STATE					
(SU: 7-6 ATS: 7-6)	FieldTurf	Grass	Artificial		
DATE OPPONENT	W/L	LINE SCORE	DATE OPPONENT	W/L	LINE SCORE
A 30 Montana St W	-9	37-10			
S 6 at Tennessee W	+15	20-34			
S 13 at Miami, Fl L	+16	19-41			
S 20 Utah St OT W	-1	21-14			
S 27					
O 4 ULM (HC) W	-12	28-14			
O 11 at Georgia St W	-10	52-10			
O 21 at Louisiana (Tu) L	-3	40-55			
O 25					
N 1 at Idaho L	-17	44-28			
N 8 S Alabama W	-10	45-10			
N 15 App St L	-14	32-37			
N 20 at TX St (Th) L	-6	27-45			
N 29 NM St W	-23	68-35			
J 4 † Toledo L	+3	44-63			

ARMY					
(SU: 4-8 ATS: 5-7)	FieldTurf	Grass	Artificial		
DATE OPPONENT	W/L	LINE SCORE	DATE OPPONENT	W/L	LINE SCORE
A 30 Buffalo W	-3	47-39			
S 13 at Stanford L	+28	0-35			
S 20 at Wake Forest L	-2	21-24			
S 27 at Yale OT L	-14	43-49			
O 4 Ball St W	+1	33-24			
O 11 Rice L	+1	21-41			
O 18 at Kent St L	-3	17-39			
O 25					
N 1 Air Force L	+3	6-23			
N 8 † Conn (Bronx) W	+4	35-21			
N 15 at WKU L	+8	24-32			
N 22 Fordham W	+3	42-31			
N 29					
D 13 † Navy W	+15	10-17			

AUBURN					
(SU: 8-5 ATS: 4-9)	FieldTurf	Grass	Artificial		
DATE OPPONENT	W/L	LINE SCORE	DATE OPPONENT	W/L	LINE SCORE
A 30 Arkansas W	-19	45-21			
S 6 San Jose St W	-33	59-13			
S 13					
S 18 at Kan St (Th) L	-7	20-14			
S 27 LaTech (HC) L	-32	45-17			
O 4 LSU W	-7	41-7			
O 11 at Miss St L	-2	23-38			
O 18					
O 25 S Carolina L	-19	42-35			
N 1 at Mississippi W	+1	35-31			
N 8 Texas A&M L	-23	38-41			
N 15 at Georgia W	+2	7-34			
N 22 Samford L	-38	31-7			
N 29 at Alabama L	+8	44-55			
J 1 † Wisconsin OT L	-6	31-34			

BALL STATE					
(SU: 5-7 ATS: 5-7)	FieldTurf	Grass	Artificial		
DATE OPPONENT	W/L	LINE SCORE	DATE OPPONENT	W/L	LINE SCORE
A 30 Colgate L	-27	30-10			
S 6 at Iowa W	+19	13-17			
S 13 Indiana St L	-20	20-27			
S 20 at Toledo W	+14	23-34			
S 27					
O 4 at Army L	+2	24-33			
O 11 W Mich (HC) L	-2	38-42			
O 18 at C Michigan W	+10	32-29			
O 25 Akron W	+2	35-21			
N 1					
N 5 N III (W) L	+3	21-35			
N 12 at UMass (W) L	+3	10-24			
N 22 E Michigan L	-16	45-30			
N 28 at Bwl Grn (F) W	+10	41-24			

BAYLOR					
(SU: 11-2 ATS: 7-5-1)	Hellas Matrix	FieldTurf	Grass		
DATE OPPONENT	W/L	LINE SCORE	DATE OPPONENT	W/L	LINE SCORE
A 31 SMU (S) W	-34	45-0			
S 6 N'wstrn St W	-47	70-6			
S 12 at Buffalo (F) W	-34	63-21			
S 20					
S 27 at Iowa St T	-21	49-28			
O 4 at Texas W	-14	28-7			
O 11 TCU L	-7	61-58			
O 18 at W Virginia L	-7	27-41			
O 25					
N 1 Kansas (HC) W	-35	60-14			
N 8 at Oklahoma W	+5	48-14			
N 15					
N 22 Okla St L	-29	49-28			
N 29 † Texas Tech L	-26	48-46			
D 6 Kansas St W	-7	38-27			
J 1 † Michigan St L	-2	41-42			

BOISE ST					
(SU: 12-2 ATS: 8-6)	Blue Astro Play	FieldTurf	Grass		
DATE OPPONENT	W/L	LINE SCORE	DATE OPPONENT	W/L	LINE SCORE
A 28 † Miss (Th) L	+10	13-35			
S 6 Colorado St W	-9	37-24			
S 13 at Connecticut W	-15	38-21			
S 20 Louisiana W	-17	34-9			
S 27 at Air Force L	-13	14-28			
O 4 at Nevada W	-3	51-46			
O 11					
O 17 Fresno St (F) L	-17	37-27			
O 24 BYU (F) W	-6	55-30			
N 1					
N 8 at New Mexico L	-19	60-49			
N 15 SD St L	-13	38-29			
N 22 at Wyoming W	-12	63-14			
N 29 Utah St W	-9	50-19			
D 6 Fresno St L	-23	28-14			
D 31 † Arizona W	+3	38-30			

BOSTON COLLEGE					
(SU: 7-6 ATS: 8-5)	GameDay Grass	FieldTurf	Grass		
DATE OPPONENT	W/L	LINE SCORE	DATE OPPONENT	W/L	LINE SCORE
A 30 at UMass W	-17	30-7			
S 5 Pitt (F) L	+4	20-30			
S 13 USC W	+17	37-31			
S 20 Maine W	-22	40-10			
S 27 Colorado St L	-8	21-24			
O 4					
O 11 at NC State W	+3	30-14			
O 18 Clemson (HC) W	+4	13-17			
O 25 at Wake Forest L	-14	23-17			
N 1 at Virg Tech W	+3	33-31			
N 8 Louisville L	+3	19-38			

BOWLING GREEN					
(SU: 8-6 ATS: 5-8-1)	FieldTurf	Grass	Artificial		
DATE OPPONENT	W/L	LINE SCORE	DATE OPPONENT	W/L	LINE SCORE
A 29 at WKU (F) L	-6	31-59			
S 6 VMI W	-38	48-7			
S 13 Indiana W	+7	45-42			
S 20 at Wisconsin L	+26	17-68			
S 27 at UMass L	-5	47-42			
O 4 Buffalo (HC) L	-3	36-35			
O 11 at Ohio W	E	31-13			
O 18 W Mich L	-2	14-26			
O 25					
N 4 at Akron (Tu) W	+6	27-10			
N 12 Kent St W	-13	30-20			
N 19 at Toledo (W) T	+7	20-27			
N 28 Ball St (F) L	-10	24-41			
D 6 † N Illinois L	+6	17-51			
D 20 † S Alabama W	+2	33-28			

BUFFALO					
(SU: 5-6 ATS: 5-6)	Sportex46	FieldTurf	Grass		
DATE OPPONENT	W/L	LINE SCORE	DATE OPPONENT	W/L	LINE SCORE
A 30 Duquesne L	-26	38-47			
S 6 at Army L	+3	39-28			
S 12 Baylor (F) L	+34	21-63			
S 20 Norfolk St W	-26	36-27			
S 27 Mia, Oh (HC) W	+6	35-27			
O 4 at Bowling Grn W	+3	35-36			
O 11 at E Michigan L	-14	27-37			
O 18					
O 25 C Michigan L	+5	14-20			
N 1					
N 5 at Ohio (W) L	+9	14-37			
N 11 Akron (Tu) W	+3	55-24			
N 19 Kent St CANCELLED					
N 28 at UMass (F) W	-2	41-21			

MISSOURI				NAVY				NEBRASKA				NEVADA				NEW MEXICO				NEW MEXICO STATE				NORTH CAROLINA				
DATE	OPPONENT	W/L	SCORE	DATE	OPPONENT	W/L	SCORE	DATE	OPPONENT	W/L	SCORE	DATE	OPPONENT	W/L	SCORE	DATE	OPPONENT	W/L	SCORE	DATE	OPPONENT	W/L	SCORE	DATE	OPPONENT	W/L	SCORE	
SU: 11-3	ATS: 9-5			SU: 8-5	ATS: 6-7			SU: 10-3	ATS: 7-6			SU: 7-6	ATS: 7-6			SU: 4-8	ATS: 6-5-1			SU: 2-10	ATS: 3-8-1			SU: 6-7	ATS: 5-8			
A 30	S Dak St	L	-25 38-18	A 30	Ohio St (Ball)	L	+14 17-34	A 30	Florida Atl	W	-21 55-7	A 30	S Utah	L	-21 28-19	A 30	UTEP	L	-7 24-31	A 28	Cal Poly (Th)	W	+6 28-10	A 30	Liberty	L	-30 56-29	
S 6	at Toledo	W	-3 49-24	S 6	at Temple	W	-3 31-24	S 6	McNeese St	L	-33 31-24	S 5	S Wash	W	+3 24-13	S 6	Arizona St	L	+23 23-58	S 6	at Georgia St	W	+2 34-31	S 6	San Diego St	L	-15 31-27	
S 13	UCF	W	-11 38-10	S 13	at Texas St	W	-10 35-21	S 13	at Fresno St	W	-13 55-19	S 13	at Arizona	W	+19 28-35	S 13				S 13	at UTEP	L	+10 24-42	S 13				
S 20	Indiana	L	-11 27-30	S 20	Rutgers	L	-6 24-31	S 20	Miami, FL	W	-8 41-31	S 20				S 20	at New Mex St	T	-3 38-35	S 20	New Mexico T	+3	35-38	S 20	at E Carolina	L	+2 41-70	
S 27	at S Carolina	W	+5 21-21	S 27	WKU	L	-7 27-36	S 27	Illinois (HC)	W	-21 45-14	S 27	at San Jose St	W	-5 21-10	S 26	Fresno St (F)	L	+4 24-35	S 27	at LSU	L	+42 7-63	S 27	at Clemson	L	+14 35-50	
O 4				O 4	at Air Force	L	-3 21-30	O 4	at Michigan St	W	+7 22-27	O 4	Boise St	L	+3 46-51	O 4	at UTSA	W	+16 21-9	O 4	at Troy	W	+19 28-36	O 4	at Virginia Tech	+3	17-34	
O 11	Georgia	L	+3 0-34	O 11	VMI	L	-38 51-14	O 11				O 11	Colorado St L	+2 24-31	O 11	SD St (F)	L	+4 14-24	O 11	Ga Sthrn	W	+17 24-41	O 11	at Notre Dame	W	+6 43-50		
O 18	at Florida	W	+5 42-13	O 18				O 18	N'western	W	-7 38-17	O 18	at BYU	W	+12 42-35	O 18	at Air Force	W	+7 31-35	O 18	at Idaho	L	+5 17-29	O 18	at Georgia Tech W	E	48-43	
O 25	Vandy (HC)	L	-23 24-14	O 25	SJ St (HC)	W	-8 41-31	O 25	Rutgers	L	-20 42-24	O 25	at Hawai'i	W	-3 26-18	O 25				O 25	at Virginia	W	E 28-27	O 25	at Virginia	W	E 48-43	
N 1	Kentucky	W	-8 20-10	N 1	at Notre Dame	W	+14 39-49	N 1	Purdue	L	-23 35-14	N 1	SD St	W	-3 30-14	N 1	at UNLV	W	+1 31-28	N 1	Texas St	L	+7 29-37	N 1	at Miami, FL	L	+16 20-47	
N 8				N 8				N 8				N 8			N 8	Boise St	W	+19 49-60	N 8	Louisiana (HC)	L	+16 16-44	N 8					
N 15	at Texas A&M	W	+3 34-27	N 15	Ga Sthrn	W	-3 52-19	N 15	at Wisconsin	L	+6 24-59	N 15	at Air Force OT	L	+2 38-45	N 15	at Utah St	W	+19 21-28	N 15				N 15	Pitt (HC)	W	-2 40-35	
N 22	at Tennessee	W	+4 29-21	N 22	at S Ala (F)	L	-8 42-40	N 22	Minnesota	L	-10 24-28	N 22	Fresno St	L	-7 20-40	N 22	at Colorado St	L	+21 20-58	N 22	ULM	L	+6 17-30	N 22	at Duke (Th)	W	+6 45-20	
N 29	Arkansas	W	+3 21-14	D 6				N 28	at Iowa (F) OT	W	+1 37-38	N 29	at UNLV	W	+9 49-27	N 29	Wyoming	W	-4 36-30	N 29	at Arkansas St	L	+23 35-68	N 29	NC State	L	-6 7-35	
D 6	at Alabama	L	+14 13-42	D 13	Army	L	-15 17-10	D 27	USC	L	-7 45-42	D 20	Louisiana	L	-1 31-16													
D 31	Minnesota	W	-4 33-17	D 23	San Diego St	W	+3 17-16																					

TOP PLAY TRIO

WHEN YOU PLAY A MINIMUM NUMBER OF GAMES AND NEED A MAXIMUM PERCENTAGE OF WINS

EVERY REGULAR SEASON GOM & GOY!

- TOP COLLEGE LATE PHONE SIDE \$50 VALUE OR \$100 FOR A 5★
- TOP COLLEGE LATE PHONE TOTAL \$50 VALUE OR \$100 FOR A GOY
- TOP NFL LATE PHONE PLAY \$50 VALUE OR \$100 FOR A 5★

15 College Side.....	\$950
15 College Totals...	\$800
17 NFL Weeks.....	\$1050
Value.....	\$2800

ONLY \$999

IF BOUGHT BY 7/30/15

DO NOT MISS THE EARLY BIRD PRICING!

CALL NOW 1-800-654-3448

SOUTH CAROLINA

DATE	OPPONENT	W/L	LINE	SCORE
A 28	TX A&M (Th)	L	-10	28-52
S 6	E Carolina	L	+15	33-23
S 13	Georgia	W	+6	38-35
S 20	at Vanderbilt	L	-21	48-34
S 27	Missouri	L	-5	20-21
O 4	at Kentucky	L	-4	38-45
O 11				
O 18	Furman	L	-38	41-10
O 25	at Auburn	W	+19	35-42
N 1	Tennessee OT	L	-6	42-45
N 8				
N 15	at Florida OT	W	+7	23-20
N 22	S Alabama	W	+24	37-12
N 29	at Clemson	L	+6	17-35
D 27	at Miami	W	+3	24-21

SOUTHERN MISS

DATE	OPPONENT	W/L	LINE	SCORE
A 30	at Miss St	L	+30	0-49
S 6	Alcorn St	L	+18	26-20
S 13	at Alabama	W	+45	12-52
S 20	App St	T	-1	21-20
S 27	Rice	L	+8	23-41
O 4	at Middle Tenn	W	+17	31-37
O 11				
O 18	at North Texas	W	+9	30-20
O 25	LA Tech	L	+9	20-31
N 1	at UTEP	L	+7	14-35
N 8	Marshall	L	+25	17-63
N 13	at UTSA (Th)	W	+9	10-12
N 22				
N 29	UAB	L	+3	24-45

STANFORD

DATE	OPPONENT	W/L	LINE	SCORE
A 30	UC Davis	W	-42	45-0
S 6	USC	L	-3	10-13
S 13	Army	W	-28	35-50
S 20				
S 27	at Washington	L	-7	20-13
O 4	at Notre Dame	L	-3	14-17
O 10	Wash St (F)	W	-16	34-17
O 18	at Arizona St	L	-3	10-26
O 25	Oregon St (HC)	W	-13	38-14
N 1	at Oregon	L	+7	16-45
N 8				
N 15	Utah 2OT	L	-9	17-20
N 22	at California	W	-5	38-17
N 28	at UCLA (F)	W	+5	31-10
D 30	at Maryland	W	-14	45-21

SYRACUSE

DATE	OPPONENT	W/L	LINE	SCORE
A 29	Villanova (F) 2OT	L	-15	27-26
S 6				
S 13	at C Michigan	W	-4	40-3
S 20	Maryland	L	-2	20-34
S 27	Notre Dame	L	+8	15-31
O 3	Louisville (F)	L	+2	6-28
O 11	Fla St (HC)	W	+23	20-38
O 18	at Wake Forest	W	-6	30-7
O 25	at Clemson	W	+14	6-16
N 1	NC State	L	-3	17-24
N 8	Duke	L	+4	10-27
N 15				
N 22	at Pittsburgh	L	+7	7-30
N 29	at Boston Coll	L	+11	7-28

TCU

DATE	OPPONENT	W/L	LINE	SCORE
A 30	Samford	W	-31	48-14
S 6				
S 13	Minnesota	W	-16	30-7
S 20				
S 27	at SMU	W	-31	56-0
O 4	Oklahoma	W	+3	37-33
O 11	at Baylor	W	+7	58-61
O 18	Oklahoma St (HC)	W	-10	42-9
O 25	Texas Tech	W	-23	82-27
N 1	at W Virginia	L	-3	31-30
N 8	Kansas St	W	-6	41-20
N 15	at Kansas	L	-28	34-30
N 22				
N 27	at Texas (Th)	W	-6	48-10
D 6	Iowa St	W	-34	55-3
D 31	Mississippi	W	-3	42-3

TEMPLE

DATE	OPPONENT	W/L	LINE	SCORE
A 28	at Vanderbilt (Th)	W	+13	37-7
S 6	Navy	L	+3	24-31
S 13				
S 20	Delaware St	W	-39	59-0
S 27	at Connecticut	W	-6	36-10
O 4				
O 11	Tulsa	L	-17	35-24
O 17	at Houston (F)	L	+7	10-31
O 25	at UCF	L	+7	14-34
N 1	E Carolina	W	+10	20-10
N 7	Memphis (F)	W	+7	13-16
N 15	at Penn St	L	+12	13-30
N 22				
N 29	Cincinnati	L	+7	6-14
D 6	at Tulane	W	-2	10-3

TENNESSEE

DATE	OPPONENT	W/L	LINE	SCORE
A 31	Utah St (S)	W	-4	38-7
S 6	Arkansas St	L	-16	34-19
S 13	at Oklahoma	L	+20	10-34
S 20				
S 27	at Georgia	W	+17	32-35
O 4	Florida	L	-2	9-10
O 11	UTChatt (HC)	W	-25	45-10
O 18	at Mississippi	L	+16	3-34
O 25	Alabama	W	+19	20-34
N 1	at S Carolina OT	W	+6	45-42
N 8				
N 15	Kentucky	W	-10	50-16
N 22	Missouri	L	+4	21-29
N 29	at Vanderbilt	L	-16	24-17
D 6	at Iowa	W	-3	45-28

TEXAS

DATE	OPPONENT	W/L	LINE	SCORE
A 30	N Texas	W	-26	38-7
S 6	BYU	L	+1	7-41
S 13	at UCLA	W	+7	17-20
S 20				
S 27	at Kansas	W	-12	23-0
O 4	Baylor	L	+14	7-28
O 11	Oklahoma (Dallas)	W	+16	26-31
O 8	Iowa St	L	-12	48-45
O 25	at Kansas St	L	-10	0-23
N 1	at Texas Tech	+3	34-13	
N 8	W Virg (HC)	W	+4	31-36
N 15	at Okla St	W	-2	28-7
N 22				
N 27	TCU (Th)	L	+6	10-48
D 6				
D 29	at Arkansas	L	+7	7-31

TEXAS A&M

DATE	OPPONENT	W/L	LINE	SCORE
A 28	at S Caro (Th)	W	+10	52-28
S 6	Lamar	W	-44	73-3
S 13	Rice	L	-31	38-10
S 20	at SMU	W	-34	58-6
S 27	at Ark OT	L	-9	35-28
O 4	at Miss St	L	+2	31-48
O 11	Mississippi	L	+3	20-35
O 18	at Alabama	L	+13	0-59
O 25				
N 1	ULM	L	-34	21-16
N 8	at Auburn	W	+23	41-28
N 15	Missouri	L	-3	27-34
N 22				
N 27	LSU (Th)	L	+3	17-23
D 29	at W Virginia	W	+2	45-37

TEXAS STATE

DATE	OPPONENT	W/L	LINE	SCORE
A 30	Arkansas PBW	L	-27	65-0
S 6				
S 13	Navy	L	+10	21-35
S 20	at Illinois	W	+12	35-42
S 27	at Tulsa 3OT	W	+2	37-34
O 4	Idaho	L	-17	35-30
O 14	Louisiana (Tu)	L	-2	10-34
O 18				
O 25	at ULM	W	+2	22-18
N 1	at New Mex St	W	-7	37-29
N 8	GA Sthrn	W	+14	25-28
N 15	at S Alabama	W	+6	20-24
N 20	Ark St (Th)	W	+6	45-27
N 29	at Georgia St	W	-14	54-31

TEXAS TECH

DATE	OPPONENT	W/L	LINE	SCORE
A 30	C Arkansas L	-29	42-35	
S 6	at UTEP	L	-21	30-26
S 13	Arkansas	L	E	28-49
S 20				
S 25	at Okla St (Th)	W	+13	35-45
O 4	at Kansas St	L	+14	13-45
O 11	W Virginia	W	+6	34-37
O 18	Kansas (HC)	T	-13	34-21
O 25	at TCU	L	+23	27-82
N 1	Texas	L	+4	13-34
N 8				
N 15	Oklahoma	W	+13	30-42
N 22	at Iowa St	W	+1	34-31
N 29	at Baylor	W	+26	46-48

TEXAS TECH

DATE	OPPONENT	W/L	LINE	SCORE
A 30	New Hamp	L	-11	54-20
S 6	Missouri	L	-3	24-49
S 12	at Cincinnati (F)	L	+10	34-58
S 20	Ball St	L	-14	34-23
S 27	C Michigan	L	-14	42-28
O 4	at W Mich OT	L	-5	20-19
O 11	at Iowa St	L	+3	30-37
O 18				
O 25	UMass (HC)	L	-17	42-35
O 4	at Kent St (Tu)	L	+13	30-20
N 1	at N Ill (Tu)	W	+4	24-27
N 19	BG (W)	T	-7	27-20
N 22				
N 28	at E Mich (F)	W	-23	52-16
J 4	at Arkansas St	W	-3	63-44

TROY

DATE	OPPONENT	W/L	LINE	SCORE
A 30	at UAB	L	+1	10-48
S 6	Duke	W	+19	17-34
S 13	Abilene Ch	L	-14	35-38
S 20	at Georgia	L	+41	0-66
S 27	at ULM	W	+13	20-22
O 4				
O 11	N Mex St (HC)	W	-7	41-24
O 18	App St	L	-7	14-53
O 24	at S Alab (F)	T	+14	13-27
O 30	at GA Sthrn (Th)	L	+25	10-42
N 8	Georgia St	W	+7	45-21
N 15	at Idaho	W	+5	34-17
N 22				
N 29	Louisiana	L	+9	23-42

TULANE

DATE	OPPONENT	W/L	LINE	SCORE
A 28	at Tulsa (Th) 2OT	L	+6	31-38
S 6	Georgia Tech	L	+10	21-38
S 13	SE Louisiana	W	-2	35-20
S 20	at Duke	L	+17	13-47
S 27	at Rutgers	L	+13	6-31
O 4				
O 11	Connecticut	W	-3	12-3
O 18	at UCF	W	+19	13-20
O 25				
N 31	Cincinnati (F)	L	+4	14-38
O 8	at Houston	W	+17	31-24
N 15	Memphis (HC)	L	+9	7-38
N 22	at E Carolina	L	+19	6-34
N 29				
D 6	Temple	L	+2	3-10

TULSA

DATE	OPPONENT	W/L	LINE	SCORE
A 28	Tulane (Th) 2OT	W	+6	38-31
S 6	Oklahoma	L	+24	7-52
S 13	at FAU	L	E	21-50
S 20				
S 27	TX St 3OT	L	-2	34-37
O 4	at Colorado St	L	+17	17-42
O 11	at Temple	W	+17	24-35
O 18	USF (HC)	L	+2	30-38
O 25				
O 31	at Memphis (F)	W	+24	20-40
N 8	SMU	L	-13	38-28
N 14	at UCF	L	+20	7-31
N 22	at Houston	W	+20	28-38
N 28	E Caro (F)	W	+18	32-49

UAB

DATE	OPPONENT	W/L	LINE	SCORE
A 30	Troy	W	-1	48-10
S 6	at Miss St	W	+27	34-47
S 13	Alab A&M	L	-34	41-14
S 20				
S 27	FIU	L	-14	20-34
O 4	at WKU	W	+9	42-39
O 11	North Texas	W	-6	56-21
O 18	at Mid Tenn	L	-1	22-34
O 25	at Arkansas	L	+26	17-45
N 1	at Florida Atl	W	+4	31-28
N 8	LA Tech	L	+4	24-40
N 15				
N 22	Marshall	W	+20	18-23
N 29	at S Miss	W	-3	45-24

UCF

DATE	OPPONENT	W/L	LINE	SCORE
A 30	at Penn St (Ireland)	L	-2	24-26
S 6				
S 13	at Missouri	L	+11	10-38
S 20	Bethune-Cook	W	-27	41-7
S 27				
O 2	at BYU (Th)	W	+3	17-12
O 9	Houston (Th) OT	W	-2	31-24
O 18	Tulane	L	-19	10-23
O 25	Temple (HC)	W	-7	34-14
N 1	at Connecticut	L	-9	29-37
N 8				
N 14	Tulsa (F)	W	-20	31-7
N 22	SMU	W	-28	53-7
N 28	at USF (F)	W	-11	16-0
D 4	at E Caro (Th)	W	+7	32-30
D 26	at NC State	L	-2	27-

What's better than getting football winners every day?

HOW ABOUT GETTING **FREE** FOOTBALL WINNERS EVERY DAY!

The Northcoast Sports / Power Sweep Info Line....

1-347-677-1700

Taped message - NEVER A SALESMAN

**Same Great Info
In Your Zip Code
including:**

**HONOLULU
808-791-8113**

**LAS VEGAS
702-736-9300**

ATLANTA	770-736-7050	LAS VEGAS	702-736-9300
BALTIMORE.....	443-844-3315	MIAMI	786-623-0003
BOSTON	857-233-9745	MILWAUKEE	414-455-1906
CHARLOTTE	704-307-2793	OMAHA, NE	402-253-0303
CHICAGO	773-596-1500	PHILADELPHIA	215-687-4014
CLEVELAND	216-228-2777	PHOENIX	602-910-3431
COLUMBUS	614-432-8317	SAN ANTONIO ...	210-693-0801
DALLAS	972-988-6898	SAN DIEGO	619-717-6859
DETROIT	313-263-3439	SAN FRANCISCO ...	415-992-6310
HOUSTON	281-940-1500	SANTA ANA, CA	714-418-4917
INDIANAPOLIS ...	317-644-6290	SEATTLE	206-973-0222
JACKSONVILLE ...	904-638-6183	VIRGINIA BEACH ...	757-333-0341

long distance rates may apply

EXT#1 - SCORES Every Saturday plus a Sunday Recap!

EXT#3 - The NCSports Comp Plays (4 per week)

Tuesday & Wednesday - The UNDERDOG Play of the Week (72%)
18-7 72% the L2Y INCLUDING AN AMAZING 17 OUTRIGHT UPSETS!

Thursday & Friday - Our Top NFL TOTALS Play as of Thursday (72%)
Over the L/9 weeks of the NFL season now 13-5 the L2Y!

Saturday - The selection that JUST MISSED being a Late Phone Release
This was almost a ★ rated selection so no surprise it's 16-9 64% the L2Y

Sunday - The selection that JUST MISSED being a Late Phone Release
Less value than on a Saturday with 50+ games but still 17-15 53% the L2Y

EXT#5 - Football Odds Updated Daily

EXT#9 - SIX FREE PLAYS PER WEEK!

Monday - Early Bird Play: 162-90 (64%) the L/17 years!

Tuesday - 4★ From the Power Plays Newsletter: 39-26 (59%) L/6 years!

Wednesday - Midweek/TD Club #2 Play: 83-55 (61%) L/11 years!

Thursday - Big Dog Play: 46-25 (65%) 23 UPSETS L/4Y (+51.5 units)!

Friday - Big 12 Play: 80-56 (60%) the L/11 years!

Saturday - Northcoast College Totals Play: 35-19 (65% L/3 years!

A NEW FREE WINNER
with each daily phone call

2014 COLLEGE STANDINGS (NUMBER IS NEGATIVE)

BIG TEN

Ttl Off	Scr Off	Ttl Def	Scr Def	Net Ypg	Avg Score	EAST	SU Conf	ATS All	O/U Conf	All	Conf	All
9	5	19	26	169.2	45-22	Ohio St	9-0	13-1	5-4	9-5	8-0-1	12-1-1
11	7	8	22	185.0	43-22	Michigan St	7-1	11-2	5-3	9-4	3-5	8-5
112	68	97	89	-94.2	28-30	Maryland	4-4	7-6	4-4	6-7	4-4	6-6
76	83	100	89	-52.8	27-30	Rutgers	3-5	8-5	5-3	9-4	5-3	8-5
115	112	7	27	21.7	21-22	Michigan	3-5	5-7	3-5	4-8	3-5	4-8
114	113	2	7	56.6	21-19	Penn St	2-6	7-6	1-7	6-7	1-7	5-8
64	90	95	102	-28.8	25-33	Indiana	1-7	4-8	3-5	5-7	4-4	6-6

PAC-12

Ttl Off	Scr Off	Ttl Def	Scr Def	Net Ypg	Avg Score	EAST	SU Conf	ATS All	O/U Conf	All	Conf	All
22	29	4	17	174.8	35-21	Wisconsin	7-2	11-3	4-5	7-7	5-4	7-7
106	69	40	34	-10.8	28-24	Minnesota	5-3	8-5	6-2	8-5	4-3-1	6-6-1
33	13	53	60	68.6	38-26	Nebraska	5-3	9-4	4-4	8-5	4-4	8-5
66	71	22	51	55.8	28-26	Iowa	4-4	7-6	5-3	6-7	5-3	7-6
97	87	112	109	-89.2	26-34	Illinois	3-5	6-7	4-4	5-8	4-4	6-7
107	101	54	48	-31.2	23-25	Northwestern	3-5	5-7	4-4	5-7	4-4	5-7
111	98	82	99	-71.4	24-32	Purdue	1-7	3-9	4-4	7-5	4-4	6-6

SEC

Ttl Off	Scr Off	Ttl Def	Scr Def	Net Ypg	Avg Score	EAST	SU Conf	ATS All	O/U Conf	All	Conf	All
98	73	23	19	20.6	28-21	Missouri	7-2	11-3	6-3	9-5	4-5	7-7
30	8	17	16	120.5	41-21	Georgia	6-2	10-3	4-4	8-5	6-2	9-4
96	56	15	20	37.8	30-21	Florida	4-4	7-5	3-5	7-5	5-2-1	7-4-1
93	65	37	36	5.9	29-24	Tennessee	3-5	7-6	4-4	7-6	5-3	6-6
35	42	94	91	9.9	33-30	S Carolina	3-5	7-6	3-5	5-8	6-2	6-7
82	63	77	95	-22.6	29-31	Kentucky	2-6	5-7	2-5-1	6-5-1	5-3	8-4
125	119	70	106	-113.8	17-33	Vanderbilt	0-8	3-9	5-3	6-6	2-5-1	4-7-1

AAC

Ttl Off	Scr Off	Ttl Def	Scr Def	Net Ypg	Avg Score	EAST	SU Conf	ATS All	O/U Conf	All	Conf	All
49	22	28	11	77.5	36-19	Memphis	7-1	10-3	4-4	8-4-1	5-3	8-5
102	72	5	9	65.1	28-19	UCF	7-1	9-4	6-2	8-5	4-4	7-6
29	31	98	69	21.1	34-27	Cincinnati	7-1	9-4	6-1-1	7-5-1	2-6	5-8
5	23	38	54	165.7	36-26	E Carolina	5-3	8-5	1-7	5-8	4-4	6-7
58	60	20	15	70.7	30-21	Houston	5-3	8-5	4-3-1	7-5-1	4-4	5-7-1

BIG 12

Ttl Off	Scr Off	Ttl Def	Scr Def	Net Ypg	Avg Score	EAST	SU Conf	ATS All	O/U Conf	All	Conf	All
1	1	51	49	199.6	48-26	Baylor	8-1	11-2	4-4-1	7-5-1	5-4	8-5
5	2	18	8	191.2	46-19	TCU	8-1	12-1	7-2	11-2	6-3	8-5
50	25	42	29	52.3	36-23	Kansas St	7-2	9-4	6-3	8-5	5-4	8-5
24	21	52	56	82.1	36-26	Oklahoma	5-4	8-5	3-6	5-8	7-2	9-4
113	109	26	32	-11.2	21-24	Texas	5-4	6-7	5-4	7-6	3-6	4-9

ACC

Ttl Off	Scr Off	Ttl Def	Scr Def	Net Ypg	Avg Score	EAST	SU Conf	ATS All	O/U Conf	All	Conf	All
38	35	63	50	44.4	34-26	Florida St	9-0	13-1	3-6	3-11	4-5	7-7
61	54	1	3	147.5	31-17	Clemson	6-2	10-3	3-5	6-7	2-6	4-9
73	53	6	24	86.2	31-22	Louisville	5-3	9-4	4-4	7-6	2-6	5-8
83	86	11	21	59.8	26-21	Boston College	4-4	7-6	5-3	8-5	3-5	6-7
60	58	47	66	35.5	30-27	NC State	3-5	8-5	5-3	8-5	3-5	6-7

THE AMAZING MARQUEE'S THE LAY

CFB MARQUEE'S: 39-26-2 (76%)
 NFL MARQUEE'S: 24-28 (68%)

37-24 (64%)
 37-34-1 (60%)
 44-34-1 (61%)

28-9-1 (66%)
 21-26-1

AVAILABLE MARQUEE

Mon The Mon Night FB Totals Play
 Tue-Fri If there's a Game there's a Marquee
 Sat TWO PLAYS FOR THE PRICE OF ONE!
 The Inside Info & "900 play/day"
 SUN The NBC Sunday Night Marquee & NFL Totals Marquee if available.

\$15/each thru the office
 \$12/each on the VIP Debit System
 Under \$10/ea with a Marq 7-pk
 Just \$7/ea with a Marq 21-pk
 Just \$6/ea with a Marq 49-pk

& UNDER \$4/each w/ A MARQUEE SSN TICKET

2014 COLLEGE STANDINGS - non-Power 5

INDEP

Ttl Off	Scr Off	Ttl Def	Scr Def	Net Ypg	Avg Score	SU All	ATS All	O/U All	
34	40	73	84	40.8	33-29	Notre Dame	1-0 8-5	0-1 6-7	1-0 9-4
53	46	72	71	15.6	32-27	Navy	1-1 8-5	1-1 6-7	1-1 5-7
28	15	58	73	68.9	37-28	BYU	0-0 8-5	0-0 5-8	0-0 9-3-1
105	93	92	104	-72.1	25-33	Army	0-1 4-8	1-0 5-7	0-1 7-5

MW

Ttl Off	Scr Off	Ttl Def	Scr Def	Net Ypg	Avg Score	MOUNTAIN	SU Conf	ATS All	O/U Conf	All	Conf	All
14	9	49	64	118.9	40-27	Boise St	8-1	12-2	4-5	8-6	7-2	9-4-1
19	32	87	45	55.9	34-25	Colorado St	6-2	10-3	4-4	8-5	5-3	6-7
86	81	31	12	22.7	27-20	Utah St	6-2	10-4	5-3	7-7	4-4	7-7
55	51	62	34	23.9	31-24	Air Force	5-3	10-3	4-4	8-5	3-5	5-8
67	74	127	112	-119.1	28-36	New Mexico	2-6	4-8	5-3	6-5-1	4-4	6-6
84	110	91	102	-49.8	21-33	Wyoming	2-6	4-8	3-5	5-7	6-2	7-5

SBC

Ttl Off	Scr Off	Ttl Def	Scr Def	Net Ypg	Avg Score	Ga Southern	SU Conf	ATS All	O/U Conf	All	Conf	All
16	10	57	30	100.2	39-23	Louisiana	8-0	9-3	4-4	7-5	2-6	5-7
57	61	74	57	11.5	29-26	Appalachian St	7-1	9-4	5-2-1	7-5-1	3-4-1	5-6-1
27	26	25	72	114.0	36-27	Texas St	6-2	7-5	4-4	5-6-1	5-3	7-4
25	33	101	75	18.3	34-28	Arkansas St	5-3	7-5	6-2	9-3	3-5	6-6
21	19	85	92	55.2	37-30	S Alabama	5-3	7-6	4-4	7-6	6-2	8-5

CUSA

Ttl Off	Scr Off	Ttl Def	Scr Def	Net Ypg	Avg Score	EAST	SU Conf	ATS All	O/U Conf	All	Conf	All
2	3	32	18	202.1	46-21	Marshall	8-1	13-1	5-4	8-5-1	4-5	7-6-1
46	49	108	96	-20.9	32-32	Middle Tenn	5-3	6-6	3-4-1	5-6-1	5-2-1	7-4-1
45	39	75	88	25.8	33-30	UAB	4-4	6-6	5-3	7-5	5-2-1	6-5-1
4	6	123	124	24.7	44-40	WKU	4-4	8-5	3-5	6-7	5-3	9-4
37	41	107	115	-10.3	33-38	Old Dominion	4-4	6-6	3-5	4-8	4-3-1	6-5-1

MAC

Ttl Off	Scr Off	Ttl Def	Scr Def	Net Ypg	Avg Score	EAST	SU Conf	ATS All	O/U Conf	All	Conf	All
44	59	118	108	-60.6	30-34	Bowling Green	4-4	8-6	2-6-1	5-8-1	3-6	7-7
94	114	61	41	-24.1	21-25	Ohio	4-4	6-6	3-4-1	4-7-1	1-6-1	2-8-2
41	44	64	97	40.5	32-32	Buffalo	3-4	5-6	4-3	5-6	4-3	7-4
91	104	46	28	2.1	23-23	Akron	3-5	5-7	1-6-1	3-8-1	3-4-1	4-7-1
88	108	103	105	-26.4	27-33	UMass	3-5	3-9	6-2	8-4	5-3	8-4

value: (ˈvæl(,)yü) the monetary worth of something relative worth, utility, or importance

CAN YOU PLAY FCS VS FBS GAMES?

THE NC SPORTS SMALL COLLEGE CLUB

8-3 LY (24-6 80% on ★'s) **JUST \$99**

COLLEGE FOOTBALL REFERENCE GUIDE

Returning Starters, Letterman & Head Coaches

The College Football Reference Guide is a cheat sheet to help with determining what teams are returning for the upcoming season and how they compare to their rivals within their conference. Listed below are the specifics for each program in regards to Conf and overall record, the number of returning starters, the amount of returning lettermen and the experience that their individual coach has not only with his current squad, but also in his career as a head coach. Charlotte is added to the list for the first time in their history while UAB has been removed (for now).

SEC Conf record	Overall Record	Ret Starters OFF QB DEF	LTR RET OFF %	LTR RET DEF %	LTR RET ST %	Head Coach Here OV
Alabama (7-1)	12-2	3 - 7	25 73.5%	27 79.4%	4 100%	8Y 19Y
Arkansas (2-6)	7-6	9 Y 6	22 64.7%	25 71.4%	2 40.0%	2Y 9Y
Auburn (4-4)	8-5	4 - 8	21 100%	18 54.5%	1 33.3%	2Y 3Y
Florida (4-4)	7-5	4 Y 7	17 56.7%	22 73.3%	1 20.0%	0 3Y
Georgia (6-2)	10-3	7 - 6	21 63.6%	18 66.7%	3 75.0%	14Y 14Y
Kentucky (2-6)	5-7	7 Y 7	23 71.9%	21 67.7%	3 100%	2Y 2Y
LSU (4-4)	8-5	9 Y 6	20 64.5%	23 74.2%	5 100%	10Y 14Y
Miss St (6-2)	10-3	4 Y 3	22 68.8%	20 66.7%	3 75.0%	6Y 6Y
Mississippi (5-3)	9-4	9 - 7	30 83.3%	24 63.2%	4 66.7%	3Y 4Y
Missouri (7-1)	11-3	6 Y 6	19 61.3%	24 77.4%	3 75.0%	14Y 24Y
South Carolina (3-5)	7-6	4 - 8	16 61.5%	24 72.7%	3 50.0%	10Y 25Y
Tennessee (3-5)	7-6	10 Y 8	22 68.8%	26 78.8%	3 60.0%	2Y 8Y
Texas A&M (3-5)	8-5	8 Y 8	23 67.6%	28 73.7%	2 50.0%	3Y 7Y
Vanderbilt (0-8)	3-9	9 Y 9	23 100%	25 75.8%	4 66.7%	1Y 1Y

B10 Conf record	Overall Record	Ret Starters OFF QB DEF	LTR RET OFF %	LTR RET DEF %	LTR RET ST %	Head Coach Here OV
Illinois (3-5)	6-7	8 Y 7	18 69.2%	27 73.0%	4 66.7%	3Y 6Y
Indiana (1-7)	4-8	7 Y 5	24 68.6%	24 68.6%	3 75.0%	4Y 4Y
Iowa (4-4)	7-6	5 - 7	20 69.0%	16 66.7%	4 100%	16Y 16Y
Maryland (4-4)	7-6	6 - 4	16 72.7%	15 51.7%	3 60.0%	4Y 15Y
Michigan (3-5)	5-7	8 - 7	23 67.6%	25 80.6%	2 50.0%	0 4Y
Michigan St (7-1)	11-2	7 Y 7	25 75.8%	23 82.1%	3 75.0%	8Y 11Y
Minnesota (5-3)	8-5	5 Y 7	23 69.7%	21 65.6%	4 80.0%	4Y 7Y
Nebraska (5-3)	9-4	6 Y 6	32 78.0%	23 71.9%	5 83.3%	0 14Y
Northwestern (3-5)	5-7	6 - 8	29 74.4%	28 77.8%	5 83.3%	9Y 9Y
Ohio St (8-0)	14-1	7 Y 7	20 76.9%	21 65.6%	3 42.9%	3Y 13Y
Penn St (2-6)	7-6	8 Y 7	17 60.7%	20 74.1%	3 75.0%	1Y 4Y
Purdue (1-7)	3-9	8 Y 7	24 72.7%	23 67.7%	3 75.0%	2Y 4Y
Rutgers (3-5)	8-5	5 - 5	27 77.1%	20 55.6%	5 62.5%	3Y 3Y
Wisconsin (7-1)	11-3	5 Y 6	23 100%	20 69.0%	4 80.0%	0 3Y

ACC Conf record	Overall Record	Ret Starters OFF QB DEF	LTR RET OFF %	LTR RET DEF %	LTR RET ST %	Head Coach Here OV
Boston College (4-4)	7-6	4 - 6	18 50.0%	16 66.7%	3 75.0%	2Y 4Y
Clemson (6-2)	10-3	7 Y 3	23 69.7%	19 57.6%	1 25.0%	7Y 7Y
Duke (5-3)	9-4	6 - 7	21 63.6%	26 74.3%	3 75.0%	7Y 13Y
Florida St (8-0)	13-1	4 - 7	15 60.0%	21 75.0%	3 100%	5Y 5Y
Georgia Tech (6-2)	11-3	5 Y 8	18 66.7%	28 84.8%	4 100%	7Y 13Y
Louisville (5-3)	9-4	5 Y 4	20 64.5%	22 73.3%	2 50.0%	1Y/5Y 10Y
Miami, FL (3-5)	6-7	5 Y 6	22 73.3%	17 63.0%	3 60.0%	4Y 9Y
NC State (3-5)	8-5	7 Y 8	19 65.5%	24 75.0%	0 0.0%	2Y 4Y
North Carolina (4-4)	6-7	10 Y 7	23 100.0%	23 74.2%	1 25.0%	3Y 7Y
Pittsburgh (4-4)	6-7	8 Y 7	22 71.0%	21 72.4%	4 100%	0 0Y
Syracuse (1-7)	3-9	7 Y 3	27 75.0%	19 61.3%	3 75.0%	2Y 2Y
Virginia (3-5)	5-7	5 - 5	24 100.0%	16 53.3%	3 60.0%	5Y 5Y
Virginia Tech (3-5)	7-6	8 Y 8	27 100.0%	27 75.0%	4 66.7%	28Y 28Y
Wake Forest (1-7)	3-9	7 Y 7	14 100.0%	19 70.4%	4 80.0%	1Y 6Y

P-12 Conf record	Overall Record	Ret Starters OFF QB DEF	LTR RET OFF %	LTR RET DEF %	LTR RET ST %	Head Coach Here OV
Arizona (7-2)	10-4	7 Y 6	21 84.0%	20 66.7%	3 75.0%	3Y 13Y
Arizona St (6-3)	10-3	7 - 9	20 60.6%	30 88.2%	3 50.0%	3Y 9Y
California (3-6)	5-7	8 Y 9	23 57.5%	24 80.0%	1 33.3%	2Y 5Y
Colorado (0-9)	2-10	7 Y 9	20 66.7%	29 76.3%	3 60.0%	2Y 5Y
Oregon (8-1)	13-2	6 - 6	25 78.1%	24 68.6%	6 100%	2Y 2Y
Oregon St (2-7)	5-7	8 - 2	24 70.6%	18 58.1%	1 25.0%	0 6Y
Stanford (5-4)	8-5	9 Y 4	26 61.9%	20 58.8%	1 25.0%	4Y 4Y
UCLA (6-3)	10-3	10 - 8	24 70.6%	23 71.9%	4 100%	3Y 3Y
USC (6-3)	9-4	7 Y 7	25 100%	21 75.0%	3 75.0%	1Y 6Y
Utah (5-4)	9-4	7 Y 7	28 100%	29 65.9%	4 80.0%	10Y 10Y
Washington (4-5)	8-6	5 - 4	19 100%	23 71.9%	4 100%	1Y 9Y
Washington St (2-7)	3-9	8 - 6	18 100%	20 70.4%	3 60.0%	3Y 13Y

B12 Conf record	Overall Record	Ret Starters OFF QB DEF	LTR RET OFF %	LTR RET DEF %	LTR RET ST %	Head Coach Here OV
Baylor (8-1)	11-2	9 - 9	27 67.5%	26 76.5%	3 60.0%	7Y 12Y
Iowa St (0-9)	2-10	7 Y 6	21 100%	22 71.0%	4 80.0%	6Y 6Y
Kansas (1-8)	3-9	4 Y 3	19 54.3%	21 70.0%	4 80.0%	0 0Y
Kansas St (7-2)	9-4	6 - 6	22 66.7%	19 59.4%	5 100%	6/23Y 23Y
Oklahoma (5-4)	8-5	7 Y 6	21 67.7%	19 63.3%	4 66.7%	16Y 16Y
Oklahoma St (4-5)	7-6	8 Y 8	20 100%	23 74.2%	3 75.0%	10Y 10Y
TCU (8-1)	12-1	10 Y 5	36 73.5%	24 70.6%	2 50.0%	14Y 14Y
Texas Tech (2-7)	4-8	9 Y 8	17 68.0%	31 81.6%	2 50.0%	2Y 2Y
Texas (5-4)	6-7	7 Y 5	20 58.8%	19 67.9%	3 50.0%	1Y 5Y
West Virginia (5-4)	7-6	6 - 9	16 100%	25 80.6%	3 75.0%	4Y 4Y

AAC Conf record	Overall Record	Ret Starters OFF QB DEF	LTR RET OFF %	LTR RET DEF %	LTR RET ST %	Head Coach Here OV
Cincinnati (7-1)	9-4	8 Y 5	20 62.5%	19 70.4%	3 60.0%	2Y 19Y
Connecticut (1-7)	2-10	6 - 8	23 100%	26 81.3%	3 100%	1Y 1Y
East Carolina (5-3)	8-5	6 - 5	27 73.0%	29 76.3%	5 62.5%	5Y 5Y
Houston (5-3)	8-5	5 Y 6	15 68.2%	17 65.4%	4 80.0%	0 0Y
Memphis (7-1)	10-3	8 Y 3	27 75.0%	23 65.7%	5 83.3%	3Y 3Y
Navy (IND)	8-5	4 Y 6	23 76.7%	21 61.8%	2 50.0%	7Y 7Y
SMU (1-7)	1-11	9 Y 7	19 82.6%	23 74.2%	1 50.0%	0 0Y
Temple (4-4)	6-6	9 Y 10	19 65.5%	26 92.9%	4 100%	2Y 2Y
Tulane (2-6)	3-9	9 Y 7	23 76.7%	20 64.5%	4 100%	3Y 3Y
Tulsa (2-6)	2-10	10 Y 6	28 68.3%	25 71.4%	4 80.0%	0 0Y
UCF (7-1)	9-4	7 Y 7	25 100%	21 75.0%	3 75.0%	11Y 19Y
USF (3-5)	4-8	4 - 7	21 100%	26 78.8%	3 75.0%	2Y 5Y

IND Conf record	Overall Record	Ret Starters OFF QB DEF	LTR RET OFF %	LTR RET DEF %	LTR RET ST %	Head Coach Here OV
Army	4-8	5 - 5	21 80.8%	22 59.5%	4 100%	1Y 1Y
BYU	8-5	8 Y 5	23 62.2%	23 67.6%	1 25.0%	10Y 10Y
Notre Dame	8-5	7 - 10	23 63.0%	23 82.1%	2 66.7%	5Y 11Y


MW Conf record	Overall Record	Ret Starters OFF QB DEF	LTR RET OFF %	LTR RET DEF %	LTR RET ST %	Head Coach Here OV
Air Force (5-3)	10-3	7 - 4	19 70.4%	15 55.6%	2 50.0%	8Y 8Y
Boise St (7-1)	12-2	9 - 8	24 72.7%	23 74.2%	2 66.7%	1Y 2Y
Colorado St (6-2)	10-3	7 - 8	26 66.7%	27 84.4%	2 66.7%	0 0Y
Fresno St (5-3)	6-8	6 - 5	8 53.3%	18 69.2%	3 100%	3Y 3Y
Hawaii (3-5)	4-9	8 Y 6	24 72.7%	19 63.3%	2 50.0%	3Y 3Y
Nevada (4-4)	7-6	6 - 5	14 48.3%	22 75.9%	4 100%	2Y 2Y
New Mexico (2-6)	4-8	7 Y 7	26 65.0%	25 67.6%	3 100%	3Y 8Y
San Diego St (5-3)	7-6	6 - 8	17 65.4%	19 73.1%	2 40.0%	4Y 15Y
San Jose St (2-6)	3-9	10 Y 6	23 76.7%	18 60.0%	3 100%	2Y 2Y
UNLV (1-7)	2-11	5 Y 5	20 62.5%	20 64.5%	5 100%	0 0Y
Utah St (6-2)	10-4	9 Y 6	15 100%	25 80.6%	2 50.0%	2Y 2Y
Wyoming (2-6)	4-8	5 Y 4	13 100%	17 53.1%	3 75.0%	1Y 1Y

MAC Conf record	Overall Record	Ret Starters OFF QB DEF	LTR RET OFF %	LTR RET DEF %	LTR RET ST %	Head Coach Here OV
Akron (3-5)	5-7	6 Y 6	23 62.2%	20 64.5%	4 100%	3Y 9Y
Ball St (4-4)	5-7	10 Y 8	22 75.9%	22 66.7%	2 40.0%	4Y 4Y
Bowling Green (5-3)	8-6	10 Y 5	21 52.5%	20 66.7%	4 80.0%	1Y 1Y
Buffalo (3-4)	5-6	7 Y 4	22 64.7%	19 67.9%	2 66.7%	0 0Y
Central Michigan (5-3)	7-6	5 Y 5	15 53.6%	19 70.4%	4 80.0%	0 0Y
Eastern Michigan (1-7)	2-10	5 Y 8	9 42.9%	12 70.6%	3 75.0%	1Y 1Y
Kent St (1-6)	2-9	8 Y 9	22 71.0%	20 62.5%	2 100%	2Y 2Y
Massachusetts (3-5)	3-9	10 Y 9	28 73.7%	23 82.1%	4 80.0%	1Y/7Y 7Y
Miami OH (2-6)	2-10	4 - 8	16 57.1%	19 79.2%	4 100%	1Y 1Y
Northern Illinois (7-1)	11-3	5 Y 8	24 72.7%	23 69.3%	2 50.0%	2Y 2Y
Ohio University (4-4)	6-6	10 Y 8	25 100.0%	23 67.0%	2 50.0%	10Y 16Y
Toledo (7-1)	9-4	5 Y 8	19 82.6%	26 86.7%	2 66.7%	3Y 3Y
Western Michigan (6-2)	8-5	9 Y 7	18 100%	21 72.4%	4 100%	2Y 2Y

CUSA Conf record	Overall Record	Ret Starters OFF QB DEF	LTR RET OFF %	LTR RET DEF %	LTR RET ST %	Head Coach Here OV
Charlotte (IND)	5-6	9 Y 8	25 73.5%	27 81.8%	4 100%	2Y 2Y
FAU (2-6)	3-9	6 Y 6	19 65.5%	20 71.4%	3 50.0%	1Y 1Y
FIU (3-5)	4-8	7 Y 8	21 70.0%	22 78.6%	6 100%	2Y 11Y
La Tech (7-1)	9-5	7 - 6	20 100%	18 58.1%	5 100%	2Y 10Y
Marshall (7-1)	13-1	6 - 5	23 67.6%	23 74.2%	5 83.3%	5Y 5Y
Middle Tenn (5-3)	6-6	8 Y 8	18 75.0%	23 71.9%	4 57.1%	9Y 9Y
North Texas (2-6)	4-8	6 Y 6	14 63.6%	18 69.2%	4 80.0%	4Y 16Y
Old Dominion (4-4)	6-6	8 - 5	16 55.2%	18 62.1%	4 80.0%	6Y 6Y
Rice (5-3)	8-5	6 Y 3	21 72.4%	19 61.3%	1 33.3%	8Y 8Y
Southern Miss (1-7)	3-9	10 Y 5	30 83.3%	25 67.6%	4 80.0%	2Y 2Y
UTEP (5-3)	7-6	6 - 5	23 100%	23 74.2%	3 75.0%	2Y 2Y
UTSA (3-5)	4-8	2 - 4	17 100%	15 51.7%	0 0.0%	4Y 10Y
WKU (4-4)	8-5	7 Y 9	23 100%	27 77.1%	3 75.0%	1Y 1Y

SBC Conf record	Overall Record	Ret Starters OFF QB DEF	LTR RET OFF %	LTR RET DEF %	LTR RET ST %	Head Coach Here OV
Appalachian St (6-2)	7-5	10 Y 10	19 70.4%	25 78.1%	2 50.0%	2Y 2Y
Arkansas St (5-3)	7-6	9 Y 6	23 67.6%	28 71.8%	3 75.0%	1Y 1Y
Ga Southern (8-0)	9-3	5 Y 8	22 66.7%	30 78.9%	6 100%	1Y 1Y
Georgia St (0-8)	1-11	8 Y 9	21 100%	27 87.1%	2 66.7%	2Y 2Y
Idaho (1-7)	1-10	6 Y 6	16 57.1%	15 62.5%	2 100%	2Y 2Y
N Mexico St (1-7)	2-10	8 Y 10	21 70.0%	28 84.8%	2 40.0%	2Y 9Y
South Alabama (5-3)	6-7	3 - 2	20 62.5%	18 60.0%	2 66.7%	6Y 6Y
Texas St (5-3)	7-5	8 Y 6	23 69.7%	22 59.5%	0 0.0%	4Y/6Y 19Y
Troy (3-5)	3-9	7 Y 6	30 75.0%	20 55.6%	4 100%	0 0Y
UL-Lafayette (7-1)	9-4	6 - 6	26 78.8%	25 67.6%	2 50.0%	4Y 4Y
ULM (3-5)	4-8	6 - 8	12 57.1%	18 69.2%	1 50.0%	5Y 9Y

2015 POWER SWEEP LOGS



LINE ESTIMATED FROM POWER PLAYS +/- #'S



AIR FORCE
Fav/Dog 6/5: Avg Line +0.3

DATE	OPPONENT	WL	LINE	SCORE
S 5	Morgan St	-	-	-
S 12	San Jose St	-11	-	-
S 19	at Michigan St	+25	-	-
S 26	-	-	-	-
O 3	at Navy	+3	-	-
O 10	Wyoming	-11	-	-
O 17	at Colorado St	+1	-	-
O 24	Fresno St	-8	-	-
O 31	at Hawai'i	-5	-	-
N 7	Army West Point	-16	-	-
N 14	Utah St	+4	-	-
N 20	at Boise St	+22	-	-
N 28	at New Mexico	-3	-	-
D 5	-	-	-	-

AKRON
Fav/Dog 5/6: Avg Line +2.4

DATE	OPPONENT	WL	LINE	SCORE
S 5	at Oklahoma	+27	-	-
S 12	Pittsburgh	+12	-	-
S 19	Savannah St	-	-	-
S 26	at UL Lafayette	+5	-	-
O 3	Ohio	+2	-	-
O 10	at E Michigan	-14	-	-
O 17	at Bowling Green	+8	-	-
O 24	-	-	-	-
O 31	C Michigan	-4	-	-
N 7	at UMass	+5	-	-
N 14	at Miami, Oh	-7	-	-
N 21	Buffalo	-9	-	-
N 27	Kent St	-1	-	-
D 5	-	-	-	-

ALABAMA
Fav/Dog 10/1: Avg Line -11.8

DATE	OPPONENT	WL	LINE	SCORE
S 5	↑ Wisconsin	-8	-	-
S 12	Middle Tenn	-34	-	-
S 19	Savannah St	-9	-	-
S 26	ULM	-40	-	-
O 3	at Georgia	+2	-	-
O 10	Arkansas	-7	-	-
O 17	at Texas A&M	-7	-	-
O 24	Tennessee	-9	-	-
O 31	-	-	-	-
N 7	LSU	-9	-	-
N 14	at Miss St	-8	-	-
N 21	Charleston So	-	-	-
N 28	at Auburn	-3	-	-
D 5	-	-	-	-

APPALACHIAN STATE
Fav/Dog 10/1: Avg Line -7.3

DATE	OPPONENT	WL	LINE	SCORE
S 5	Howard	-	-	-
S 12	at Clemson	+21	-	-
S 19	-	-	-	-
S 26	at Old Dominion	-6	-	-
O 3	Wyoming	-11	-	-
O 10	at Georgia St	-16	-	-
O 17	at ULM	-7	-	-
O 22	Ga Southern	-4	-	-
O 31	Troy	-17	-	-
N 5	Arkansas St	-7	-	-
N 14	at Idaho	-15	-	-
N 21	-	-	-	-
N 28	UL Lafayette	-7	-	-
D 5	at So Alabama	-11	-	-

ARIZONA
Fav/Dog 8/4: Avg Line -5.3

DATE	OPPONENT	WL	LINE	SCORE
S 3	UTSA	-33	-	-
S 12	at Nevada	-18	-	-
S 19	Northern Ariz	-	-	-
S 26	UCLA	+2	-	-
O 3	at Stanford	+11	-	-
O 10	Oregon St	-17	-	-
O 17	at Colorado	-2	-	-
O 24	Washington St	-14	-	-
O 31	at Washington	-4	-	-
N 7	at USC	+12	-	-
N 14	Utah	-2	-	-
N 21	at Arizona St	+7	-	-
N 28	-	-	-	-
D 5	-	-	-	-

ARIZONA STATE
Fav/Dog 7/3: Avg Line -6.3

DATE	OPPONENT	WL	LINE	SCORE
S 5	↑ Texas A&M	-2	-	-
S 12	Cal Poly	-	-	-
S 19	New Mexico	-28	-	-
S 26	USC	+3	-	-
O 3	at UCLA	+5	-	-
O 10	Colorado	-12	-	-
O 17	at Utah	E	-	-
O 24	-	-	-	-
O 29	Oregon	+4	-	-
N 7	at Washington St	-12	-	-
N 14	Washington	-14	-	-
N 21	Arizona	-7	-	-
N 28	at California	-7	-	-
D 5	-	-	-	-

ARKANSAS
Fav/Dog 7/4: Avg Line -8.2

DATE	OPPONENT	WL	LINE	SCORE
S 5	UTEP	-35	-	-
S 12	Toledo	-21	-	-
S 19	Texas Tech	-17	-	-
S 26	at Texas A&M	-6	-	-
O 3	at Tennessee	+1	-	-
O 10	at Alabama	+7	-	-
O 17	-	-	-	-
O 24	Auburn	-5	-	-
O 31	UT Martin	-	-	-
N 7	at Mississippi	+1	-	-
N 14	at LSU	+1	-	-
N 21	Mississippi St	-10	-	-
N 28	Missouri	-7	-	-
D 5	-	-	-	-

ARKANSAS STATE
Fav/Dog 7/4: Avg Line +0.2

DATE	OPPONENT	WL	LINE	SCORE
S 5	at USC	+32	-	-
S 12	Missouri	+20	-	-
S 19	Missouri St	-	-	-
S 26	at Toledo	+12	-	-
O 3	Idaho	-17	-	-
O 13	at South Alabama	-7	-	-
O 20	UL Lafayette	-3	-	-
O 24	-	-	-	-
O 31	Georgia St	-18	-	-
N 5	at App St	+7	-	-
N 14	at ULM	-3	-	-
N 21	-	-	-	-
N 28	at New Mexico St	-15	-	-
D 5	Texas St	-6	-	-

ARMY WEST POINT
Fav/Dog 1/9: Avg Line +11.4

DATE	OPPONENT	WL	LINE	SCORE
S 5	Fordam	-	-	-
S 12	at Connecticut	+4	-	-
S 19	Wake Forest	+9	-	-
S 26	at E Michigan	-7	-	-
O 3	at Penn St	+29	-	-
O 10	Duke	+18	-	-
O 17	Bucknell	-	-	-
O 24	at Rice	+13	-	-
O 31	-	-	-	-
N 7	at Air Force	+16	-	-
N 14	Tulane	+2	-	-
N 21	Rutgers	+18	-	-
N 28	-	-	-	-
D 5	-	-	-	-
D 12	↑ Navy	+13	-	-

AUBURN
Fav/Dog 7/4: Avg Line -8.6

DATE	OPPONENT	WL	LINE	SCORE
S 5	↑ Louisville	-9	-	-
S 12	Jacksonville St	-	-	-
S 19	at LSU	+3	-	-
S 26	Mississippi St	-8	-	-
O 3	San Jose St	-32	-	-
O 10	-	-	-	-
O 15	at Kentucky	-10	-	-
O 24	at Arkansas	+5	-	-
O 31	Mississippi	-3	-	-
N 7	at Texas A&M	-1	-	-
N 14	Georgia	+1	-	-
N 21	Idaho	-42	-	-
N 28	Alabama	+3	-	-
D 5	-	-	-	-

BALL STATE
Fav/Dog 5/6: Avg Line +0.3

DATE	OPPONENT	WL	LINE	SCORE
S 3	VMI	-	-	-
S 12	at Texas A&M	+21	-	-
S 19	at E Michigan	-19	-	-
S 26	at Northwestern	+13	-	-
O 3	Toledo	+3	-	-
O 10	at No Illinois	+9	-	-
O 17	Georgia St	-21	-	-
O 24	C Michigan	-10	-	-
O 31	UMass	-6	-	-
N 5	at W Michigan	+6	-	-
N 14	-	-	-	-
N 17	at Ohio	+3	-	-
N 24	Bowling Green	-3	-	-
D 5	-	-	-	-

BAYLOR
Fav/Dog 10/1: Avg Line -20.4

DATE	OPPONENT	WL	LINE	SCORE
S 4	at SMU	-34	-	-
S 12	Lamar	-	-	-
S 19	-	-	-	-
S 26	Rice	-35	-	-
O 3	↑ Texas Tech	-21	-	-
O 10	at Kansas	-34	-	-
O 17	West Virginia	-22	-	-
O 24	Iowa St	-33	-	-
O 31	-	-	-	-
N 5	at Kansas St	-11	-	-
N 14	Oklahoma	-15	-	-
N 21	at Oklahoma St	-9	-	-
N 27	at TCU	+7	-	-
D 5	Texas	-17	-	-

BOISE STATE
Fav/Dog 11/0: Avg Line -20.3

DATE	OPPONENT	WL	LINE	SCORE
S 4	Washington	-14	-	-
S 12	at BYU	-6	-	-
S 18	Idaho St	-	-	-
S 25	at Virginia	-8	-	-
O 3	Hawai'i	-30	-	-
O 10	at Colorado St	-18	-	-
O 16	at Utah St	-9	-	-
O 24	Wyoming	-30	-	-
O 31	at UNLV	-34	-	-
N 7	-	-	-	-
N 14	New Mexico	-28	-	-
N 20	Air Force	-22	-	-
N 27	at San Jose St	-24	-	-
D 5	-	-	-	-

BOSTON COLLEGE
Fav/Dog 3/7: Avg Line +6.4

DATE	OPPONENT	WL	LINE	SCORE
S 5	Maine	-	-	-
S 12	Howard	-	-	-
S 18	Florida St	+18	-	-
S 26	No Illinois	-3	-	-
O 3	at Duke	+7	-	-
O 10	Wake Forest	-8	-	-
O 17	at Clemson	+16	-	-
O 24	Louisville	+10	-	-
O 31	Virginia Tech	+9	-	-
N 7	NC State	+4	-	-
N 14	-	-	-	-
N 21	↑ Notre Dame	+14	-	-
N 28	at Syracuse	-3	-	-
D 5	-	-	-	-

BOWLING GREEN
Fav/Dog 4/7: Avg Line +2.1

DATE	OPPONENT	WL	LINE	SCORE
S 5	↑ Tennessee	+22	-	-
S 12	at Maryland	+8	-	-
S 19	Memphis	+5	-	-
S 26	at Purdue	+6	-	-
O 3	at Buffalo	-8	-	-
O 10	UMass	-6	-	-
O 17	Akron	-8	-	-
O 24	at Kent St	E	-	-
O 31	-	-	-	-
N 4	Ohio	-3	-	-
N 11	at W Michigan	+6	-	-
N 17	Toledo	+2	-	-
N 24	at Ball St	+3	-	-
D 5	-	-	-	-

BUFFALO
Fav/Dog 7/10: Avg Line +9.3

DATE	OPPONENT	WL	LINE	SCORE
S 5	Albany	-	-	-
S 12	at Penn St	+29	-	-
S 19	at Florida Atlantic	+6	-	-
S 26	Nevada	+4	-	-
O 3	Bowling Green	+8	-	-
O 10	-	-	-	-
O 17	at C Michigan	+8	-	-
O 24	Ohio	+8	-	-
O 29	at Miami, Oh	-1	-	-
N 5	at Kent St	+11	-	-
N 11	N Illinois	+14	-	-
N 21	at Akron	+9	-	-
N 27	UMass	+5	-	-
D 5	-	-	-	-

BYU
Fav/Dog 5/5: Avg Line -3.4

DATE	OPPONENT	WL	LINE	SCORE
S 5	at Nebraska	+5	-	-
S 12	Boise St	+6	-	-
S 19	at UCLA	+13	-	-
S 26	at Michigan	+4	-	-
O 2	Connecticut	-25	-	-
O 10	East Carolina	-11	-	-
O 16	Cincinnati	-5	-	-
O 24	Wagner	-	-	-
O 31	-	-	-	-
N 6	at San Jose St	-15	-	-
N 14	↑ Missouri	+9	-	-
N 21	Fresno St	-19	-	-
N 28	at Utah St	E	-	-
D 5	-	-	-	-

CALIFORNIA
Fav/Dog 3/8: Avg Line +6.5

DATE	OPPONENT	WL	LINE	SCORE
S 5	Grambling St	-	-	-
S 12	San Diego St	-6	-	-
S 19	at Texas	+9	-	-
S 26	at Washington	+3	-	-
O 3	Washington St	-8	-	-
O 10	at Utah	+11	-	-
O 17	-	-	-	-
O 22	at UCLA	+15	-	-
O 31	USC	+13	-	-
N 7	at Oregon	+20	-	-
N 14	Oregon St	-11	-	-
N 21	at Stanford	+18	-	-
N 28	Arizona St	+7	-	-
D 5	-	-	-	-

CENTRAL MICHIGAN
Fav/Dog 2/9: Avg Line +8.2

DATE	OPPONENT	WL	LINE	SCORE
S 3	Oklahoma St	+22	-	-
S 12	Monmouth	-	-	-
S 19	at Syracuse	+9	-	-
S 26	at Michigan St	+33	-	-
O 3	No Illinois	+9	-	-
O 10	at W Michigan	+13	-	-
O 17	Buffalo	-8	-	-
O 24	at Ball St	+10	-	-
O 31	at Akron	+4	-	-
N 7	-	-	-	-
N 10	Toledo	+9	-	-
N 18	at Kent St	+6	-	-
N 27	E Michigan	-18	-	-
D 5	-	-	-	-

CHARLOTTE
Fav/Dog 0/11: Avg Line +20.0

DATE	OPPONENT	WL	LINE	SCORE
S 4	at Georgia St	+8	-	-
S 12				

GEORGIA STATE
Fav/Dog 1/10: Avg Line +13.7

DATE	OPPONENT	W/L	LINE	SCORE
S 4	Charlotte	-8		
S 12	at New Mexico St	+1		
S 19	at Oregon	+49		
S 26				
O 3	Liberty	-		
O 10	Appalachian St	+16		
O 17	at Ball St	+21		
O 24				
O 31	at Arkansas St	+18		
N 7	UL Lafayette	+15		
N 14	at Texas St	+13		
N 21	So Alabama	+2		
N 27	Troy	+2		
D 5	at Ga Southern	+21		

GEORGIA TECH
Fav/Dog 7/2: Avg Line -8.7

DATE	OPPONENT	W/L	LINE	SCORE
S 3	Alcorn St	-		
S 12	Tulane	-31		
S 19	at Notre Dame E			
S 26	at Duke	-9		
O 3	North Carolina	-15		
O 10	at Clemson	0		
O 17	Pittsburgh	-15		
O 24	at Florida St	+2		
O 31	at Virginia	-10		
N 7				
N 12	Virginia Tech	-8		
N 21	at Miami, FL	-9		
N 28	Georgia	+1		
D 5				

HAWAII
Fav/Dog 4/8: Avg Line +10.6

DATE	OPPONENT	W/L	LINE	SCORE
S 3	Colorado	+15		
S 12	at Ohio St	+44		
S 19	UC Davis	-		
S 26	at Wisconsin	+30		
O 3	at Boise St	+30		
O 10	San Diego St	+11		
O 17	at New Mexico	+5		
O 24	at Nevada	+5		
O 31	Air Force	+5		
N 7	at UNLV	-7		
N 14	Fresno St	-1		
N 21	San Jose St	-3		
N 28	ULM	-5		
D 5				

HOUSTON
Fav/Dog 7/4: Avg Line -2.5

DATE	OPPONENT	W/L	LINE	SCORE
S 5	Tenn Tech	-		
S 12	at Louisville	+13		
S 19				
S 26	Texas St	-13		
O 3	at Tulsa	-3		
O 8	SMU	-13		
O 16	at Tulane	-6		
O 24	at UCF	+6		
O 31	Vanderbilt	-1		
N 7	Cincinnati	+3		
N 14	Memphis	+2		
N 21	at Connecticut	-11		
N 27	Navy	-5		
D 5				

IDAHO
Fav/Dog 1/10: Avg Line +15.9

DATE	OPPONENT	W/L	LINE	SCORE
S 3	Ohio	+14		
S 12	at USC	+46		
S 19	Wofford	-		
S 26	GA Southern	+14		
O 3	at Arkansas St	+17		
O 10				
O 17	at Troy	+7		
O 24	ULM	+5		
O 31	at New Mex St	-1		
N 7	at So Alabama	+7		
N 14	App St	+15		
N 21	at Auburn	+42		
N 28	Texas St	+8		
D 5				

ILLINOIS
Fav/Dog 3/8: Avg Line +2.4

DATE	OPPONENT	W/L	LINE	SCORE
S 4	Kent St	-15		
S 12	Western Illinois	-		
S 19	at North Carolina	+4		
S 26	Middle Tenn	-15		
O 3	Nebraska	+2		
O 10	at Iowa	+4		
O 17				
O 24	Wisconsin	+9		
O 31	at Penn St	+9		
N 7	at Purdue	-3		
N 14	Ohio St	+23		
N 21	at Minnesota	+7		
N 28	at Northwestern	+1		
D 5				

INDIANA
Fav/Dog 3/8: Avg Line +6.0

DATE	OPPONENT	W/L	LINE	SCORE
S 5	S'thern Illinois	-		
S 12	FIU	-11		
S 19	WKU	-1		
S 26	at Wake Forest	-1		
O 3	Ohio St	+28		
O 10	at Penn St	+13		
O 17	Rutgers	+2		
O 24	at Michigan St	+22		
O 31				
N 7	Iowa	+3		
N 14	Michigan	+6		
N 21	at Maryland	+4		
N 28	at Purdue	+1		
D 5				

IOWA
Fav/Dog 7/3: Avg Line -3.0

DATE	OPPONENT	W/L	LINE	SCORE
S 5	Illinois St	-		
S 12	at Iowa St	-6		
S 19	Pittsburgh	-3		
S 26	North Texas	-22		
O 3	at Wisconsin	+13		
O 10	Illinois	-4		
O 17	at Northwestern	+3		
O 24				
O 31	Maryland	-8		
N 7	at Indiana	-3		
N 14	Minnesota	E		
N 21	Purdue	-10		
N 27	at Nebraska	+7		
D 5				

IOWA STATE
Fav/Dog 1/10: Avg Line +14.4

DATE	OPPONENT	W/L	LINE	SCORE
S 5	Northern Iowa	-		
S 12	Iowa	+6		
S 19	at Toledo	+7		
S 26				
O 3	Kansas	-10		
O 10	at Texas Tech	+12		
O 17	TCU	+31		
O 24	at Baylor	+33		
O 31	Texas	+12		
N 7	at Oklahoma	+21		
N 14	Oklahoma St	+14		
N 21	at Kansas St	+19		
N 28	at West Virginia	+14		
D 5				

KANSAS
Fav/Dog 0/11: Avg Line +21.8

DATE	OPPONENT	W/L	LINE	SCORE
S 5	S Dakota St	-		
S 12	Memphis	+11		
S 19				
S 26	at Rutgers	+18		
O 3	at Iowa St	+10		
O 10	Baylor	+34		
O 17	Texas Tech	+13		
O 24	at Oklahoma St	+27		
O 31	Oklahoma	+22		
N 7	at Texas	+26		
N 14	TCU	+44		
N 21	West Virginia	+15		
N 28	Kansas St	+20		
D 5				

KANSAS STATE
Fav/Dog 7/4: Avg Line -5.3

DATE	OPPONENT	W/L	LINE	SCORE
S 5	South Dakota	-		
S 12	at UTSA	-27		
S 19	La Tech	-12		
S 26				
O 3	at Oklahoma St	+4		
O 10	TCU	+15		
O 17	Oklahoma	+1		
O 24	at Texas	-3		
O 31				
N 5	Baylor	+11		
N 14	at Texas Tech	-4		
N 21	Iowa St	-19		
N 28	at Kansas	-20		
D 5	West Virginia	-8		

KENT STATE
Fav/Dog 3/7: Avg Line +3.1

DATE	OPPONENT	W/L	LINE	SCORE
S 4	at Illinois	+15		
S 12	Delaware St	-		
S 19	at Minnesota	+19		
S 26	Marshall	+9		
O 3	Miami, Oh	-15		
O 10	at Toledo	+12		
O 17	at UMass	+3		
O 24	Bowling Green E			
O 31				
N 5	Buffalo	-11		
N 10	at Ohio	+6		
N 18	C Michigan	-6		
N 27	at Akron	+1		
D 5				

KENTUCKY
Fav/Dog 3/8: Avg Line +1.3

DATE	OPPONENT	W/L	LINE	SCORE
S 5	UL Lafayette	-15		
S 12	at South Carolina	+5		
S 19	Florida E			
S 26	Missouri	+8		
O 3	EKU	-		
O 10				
O 15	Auburn	+10		
O 24	at Mississippi St	+11		
O 31	Tennessee	+10		
N 7	at Georgia	+20		
N 14	at Vanderbilt	-1		
N 21	Charlotte	-35		
N 28	Louisville	+1		
D 5				

UL LAFAYETTE
Fav/Dog 7/4: Avg Line -3.4

DATE	OPPONENT	W/L	LINE	SCORE
S 5	at Kentucky	+15		
S 12	N'western St	-		
S 19				
S 26	Akron	-5		
O 3	at Louisiana Tech	+14		
O 10	Texas St	-7		
O 20	at Arkansas St	+3		
O 24				
O 31	ULM	-9		
N 7	at Georgia St	-13		
N 12	at South Alabama	-7		
N 21	New Mexico St	-21		
N 28	at Appalachian St	+7		
D 5	Troy	-14		

LOUISIANA TECH
Fav/Dog 8/3: Avg Line -8.6

DATE	OPPONENT	W/L	LINE	SCORE
S 5	Southern	-		
S 10	at WKU	+1		
S 19	at Kansas St	+12		
S 26	FIU	-15		
O 3	UL Lafayette	-14		
O 10	at UTSA	-18		
O 17	at Mississippi St	+12		
O 24	Middle Tenn	-14		
O 30	at Rice	-6		
N 7	North Texas	-20		
N 14				
N 21	at UTEP	-13		
N 28	Southern Miss	-19		
D 5				

LOUISVILLE
Fav/Dog 6/4: Avg Line -2.0

DATE	OPPONENT	W/L	LINE	SCORE
S 5	at Auburn	+9		
S 12	Houston	-13		
S 17	Clemson	+3		
S 26	Samford	-		
O 3	at NC State	+3		
O 10				
O 17	at Florida St	+17		
O 24	Boston College	-10		
O 30	at Wake Forest	-9		
N 7	Syracuse	-16		
N 14	Virginia	-7		
N 21	at Pittsburgh	E		
N 28	at Kentucky	-1		
D 5				

LSU
Fav/Dog 9/2: Avg Line -10.1

DATE	OPPONENT	W/L	LINE	SCORE
S 5	McNeese St	-		
S 12	at Mississippi St	-2		
S 19	Auburn	-3		
S 26	at Syracuse	-20		
O 3	E Michigan	-47		
O 10	at South Carolina	-8		
O 17	Florida	-13		
O 24	WKU	-19		
O 31				
N 7	at Alabama	+9		
N 14	Arkansas	-1		
N 21	at Mississippi	+3		
N 28	Texas A&M	-7		
D 5				

MARSHALL
Fav/Dog 10/0: Avg Line -14.2

DATE	OPPONENT	W/L	LINE	SCORE
S 6	Purdue	-9		
S 12	at Ohio	-6		
S 19	Norfolk St	-		
S 26	at Kent St	-9		
O 3	Old Dominion	-21		
O 9	Southern Miss	-21		
O 17	at Florida Atlantic	-14		
O 24	North Texas	-21		
O 31	at Charlotte	-29		
N 7	at Middle Tenn	-9		
N 14	FIU	-16		
N 21				
N 27	at WKU	E		
D 5				

MARYLAND
Fav/Dog 3/7: Avg Line +7.3

DATE	OPPONENT	W/L	LINE	SCORE
S 5	Richmond	-		
S 12	Bowling Green	-8		
S 19	USF	-11		
S 26	at West Virginia	+10		
O 3	Michigan	+5		
O 10	at Ohio St	+33		
O 17				
O 24	at Penn St	+9		
O 31	at Iowa	+8		
N 7	Wisconsin	+12		
N 14	at Michigan	+21		
N 21	Indiana	-4		
N 28	at Rutgers	+7		
D 5				

UMASS
Fav/Dog 6/6: Avg Line +2.0

DATE	OPPONENT	W/L	LINE	SCORE
S 5				
S 12	at Colorado	+18		
S 19	Temple	+9		
S 26	at Notre Dame	+26		
O 3	FIU	-4		
O 10	at Bowling Green	+6		
O 17	Kent St	-3		
O 24	Toledo	+6		
O 31	at Ball St	+6		
N 7	Akron	-5		
N 14	at E Michigan	-15		
N 21	Miami, Oh	-15		
N 27	at Buffalo	-5		
D 5				

MEMPHIS
Fav/Dog 9/2: Avg Line -6.0

DATE	OPPONENT	W/L	LINE	SCORE
S 5	Missouri St	-		
S 12	at Kansas	-11		
S 19	at Bowling Green	-5		
S 24	Cincinnati	-2		
O 2	at USF	-8		
O 10				
O 17	Mississippi	+11		
O 23	at Tulsa	-8		
O 31	Tulane	-17		
N 7	Navy	-9		
N 14	at Houston	-2		
N 21	at Temple	+4		
N 28	SMU	-18		
D 5				

MIAMI (FL)
Fav/Dog 2/8: Avg Line +2.8

DATE	OPPONENT	W/L	LINE	SCORE
S 5	Beth-Cookman	-		
S 11	at Florida Atlantic	-15		
S 19	Nebraska	E		
S 26				
O 1	at Cincinnati	+2		
O 10	at Florida St	+19		
O 17	Virginia Tech	+4		
O 24	Clemson	+5		
O 31	at Duke	+2		
N 7	Virginia	-4		
N 14	at North Carolina	+2		
N 21	Georgia Tech	+9		
N 27	at Pittsburgh	+3		

OHIO			
Fav/Dog 6/5: Avg Line -1.7			
DATE	OPPONENT	W/L	SCORE
S 5	at Idaho	-14	
S 12	Marshall	+6	
S 19	SE Louisiana	-	
S 26	at Minnesota	+16	
O 3	at Akron	-2	
O 10	Miami, Oh	-18	
O 17	W Michigan	E	
O 24	at Buffalo	-8	
O 31			
N 4	at Bowling Green	+3	
N 10	Kent St	-6	
N 17	Ball St	+3	
N 24	at No Illinois	-8	
D 5			

PITTSBURGH			
Fav/Dog 5/5: Avg Line +0.6			
DATE	OPPONENT	W/L	SCORE
S 5	Youngstown St	-	
S 12	at Akron	-12	
S 19	at Iowa	+3	
S 26			
O 3	at Virginia Tech	+10	
O 10	Virginia	-4	
O 17	at Ga Tech	+15	
O 24	at Syracuse	-8	
O 29	North Carolina	-3	
N 7	Notre Dame	+6	
N 14	at Duke	+3	
N 21	Louisville	E	
N 27	Miami, Fl	-3	
D 5			

SOUTH ALABAMA			
Fav/Dog 2/9: Avg Line +11.0			
DATE	OPPONENT	W/L	SCORE
S 5	Gardner-Webb	-	
S 12	at Nebraska	+30	
S 19	at San Diego St	+24	
S 26	NC State	+23	
O 3	at Troy	+3	
O 13	Arkansas St	+7	
O 17			
O 24	at Texas St	+10	
O 31			
N 7	Idaho	-7	
N 12	UL Lafayette	-7	
N 21	at Georgia St	+2	
N 28	at Ga Southern	+16	
D 5	App St	+11	

TENNESSEE			
Fav/Dog 8/3: Avg Line -9.0			
DATE	OPPONENT	W/L	SCORE
S 5	at Bowling Green	-22	
S 12	Oklahoma	-6	
S 19	W Carolina	-	
S 26	at Florida	-7	
O 3	Arkansas	-1	
O 10	Georgia	+2	
O 17			
O 24	at Alabama	+9	
O 31	at Kentucky	-10	
N 7	South Carolina	-14	
N 14	North Texas	-34	
N 21	at Missouri	+2	
N 28	Vanderbilt	-20	
D 5			

TULANE			
Fav/Dog 3/9: Avg Line +9.1			
DATE	OPPONENT	W/L	SCORE
S 3	Duke	+13	
S 12	at Georgia Tech	+31	
S 19	Maine	-	
S 26			
O 3	UCF	+10	
O 10	at Temple	+18	
O 16	Houston	+6	
O 24	at Navy	+11	
O 31	at Memphis	+17	
N 7	Connecticut	-7	
N 14	at Army West Point	-2	
N 21	at SMU	+3	
N 27	Tulsa	E	
D 5			

USF			
Fav/Dog 2/8: Avg Line +8.1			
DATE	OPPONENT	W/L	SCORE
S 5	Florida A&M	-	
S 12	at Florida St	+33	
S 19	at Maryland	+11	
S 26			
O 2	Memphis	+8	
O 10	Syracuse	E	
O 17	at Connecticut	-4	
O 24	SMU	-7	
O 31	at Navy	+8	
N 7	at East Carolina	+10	
N 14	Temple	+9	
N 20	Cincinnati	+9	
N 27	at UCF	+13	
D 5			

OKLAHOMA			
Fav/Dog 7/5: Avg Line -6.7			
DATE	OPPONENT	W/L	SCORE
S 5	Akron	-27	
S 12	at Tennessee	+6	
S 19	Tulsa	-25	
S 26			
O 3	West Virginia	-10	
O 10	at Texas	-2	
O 17	at Kansas St	+1	
O 24	Texas Tech	-12	
O 31	at Kansas	-22	
N 7	Iowa St	-21	
N 14	at Baylor	+15	
N 21	TCU	+13	
N 28	at Oklahoma St	+3	
D 5			

PURDUE			
Fav/Dog 2/9: Avg Line +8.9			
DATE	OPPONENT	W/L	SCORE
S 6	at Marshall	+9	
S 12	Indiana St	-	
S 19	Virginia Tech	+12	
S 26	Bowling Green	-6	
O 3	at Michigan St	+24	
O 10	Minnesota	+7	
O 17	at Wisconsin	+21	
O 24			
O 31	Nebraska	+8	
N 7	Illinois	+3	
N 14	at Northwestern	+10	
N 21	at Iowa	+10	
N 28	Indiana	-1	
D 5			

SOUTH CAROLINA			
Fav/Dog 5/6: Avg Line +3.9			
DATE	OPPONENT	W/L	SCORE
S 3	at North Carolina	-1	
S 12	Kentucky	-5	
S 19	at Georgia	+18	
S 26	UCF	-8	
O 3	at Missouri	+12	
O 10	LSU	+8	
O 17	Vanderbilt	-9	
O 24			
O 31	at Texas A&M	+10	
N 7	at Tennessee	+14	
N 14	Florida	-2	
N 21	The Citadel	-	
N 28	Clemson	+5	
D 5			

TEXAS			
Fav/Dog 8/4: Avg Line -3.0			
DATE	OPPONENT	W/L	SCORE
S 5	at Notre Dame	+6	
S 12	Rice	-21	
S 19	California	-9	
S 26	Oklahoma St	-1	
O 3	at TCU	+21	
O 10	at Oklahoma	+2	
O 17			
O 24	Kansas St	-3	
O 31	at Iowa St	-12	
N 7	Kansas	-26	
N 14	at West Virginia	-2	
N 21			
N 26	Texas Tech	-9	
D 5	at Baylor	+17	

TULSA			
Fav/Dog 4/8: Avg Line +4.6			
DATE	OPPONENT	W/L	SCORE
S 5	Florida Atlantic	-8	
S 12	at New Mexico	+1	
S 19	at Oklahoma	+25	
S 26			
O 3	Houston	+3	
O 10	ULM	-9	
O 17	at East Carolina	+10	
O 23	Memphis	+8	
O 31	at SMU	E	
N 7	UCF	+7	
N 14	at Cincinnati	+15	
N 21	Navy	+2	
N 27	at Tulane	E	
D 5			

UTAH			
Fav/Dog 8/4: Avg Line -4.5			
DATE	OPPONENT	W/L	SCORE
S 3	Michigan	-8	
S 11	Utah St	-12	
S 19	at Fresno St	-19	
S 26	at Oregon	+13	
O 3			
O 10	California	-11	
O 17	Arizona St	E	
O 24	at USC	+11	
O 31	Oregon St	+18	
N 7	at Washington	-5	
N 14	at Arizona	+2	
N 21	UCLA	+1	
N 28	Colorado	-9	
D 5			

OKLAHOMA STATE			
Fav/Dog 8/3: Avg Line -8.2			
DATE	OPPONENT	W/L	SCORE
S 3	at C Michigan	-22	
S 12	C Arkansas	-	
S 19	UTSA	-34	
S 26	at Texas	+1	
O 3	Kansas St	-4	
O 10	at West Virginia	-3	
O 17			
O 24	Kansas	-27	
O 31	at Texas Tech	-5	
N 7	TCU	+14	
N 14	at Iowa St	-14	
N 21	Baylor	+9	
N 28	Oklahoma	-3	
D 5			

RICE			
Fav/Dog 7/4: Avg Line -0.1			
DATE	OPPONENT	W/L	SCORE
S 5	Wagner	-	
S 12	at Texas	+21	
S 19	at North Texas	-5	
S 26	at Baylor	+35	
O 3	WKU	+4	
O 10	at Fla Atlantic	-4	
O 17			
O 24	Army West Point	-13	
O 30	Louisiana Tech	+9	
N 6	at UTEP	-3	
N 14	Southern Miss	-10	
N 21	at UTSA	-9	
N 28	Charlotte	-25	
D 5			

SOUTHERN MISS			
Fav/Dog 5/6: Avg Line +6.8			
DATE	OPPONENT	W/L	SCORE
S 5	Mississippi St	+22	
S 12	Austin Peay	-	
S 19	at Texas St	+5	
S 26	at Nebraska	+25	
O 3	North Texas	-3	
O 9	at Marshall	+21	
O 17	UTSA	-8	
O 24	at Charlotte	-12	
O 31	UTEP	-2	
N 7			
N 14	at Rice	+10	
N 21	Old Dominion	-3	
N 28	at La Tech	+19	
D 5			

TEXAS A&M			
Fav/Dog 5/6: Avg Line -3.6			
DATE	OPPONENT	W/L	SCORE
S 5	at Arizona St	+2	
S 12	Ball St	-21	
S 19	Nevada	-25	
S 26	at Arkansas	+6	
O 3	Mississippi St	-4	
O 10			
O 17	Alabama	+7	
O 24	at Mississippi	+7	
O 31	South Carolina	-10	
N 7	Auburn	+1	
N 14	W Carolina	-	
N 21	at Vanderbilt	-10	
N 28	at LSU	+7	
D 5			

UCF			
Fav/Dog 7/4: Avg Line -3.2			
DATE	OPPONENT	W/L	SCORE
S 3	FIU	-14	
S 12	at Stanford	+21	
S 19	Furman	-	
S 26	at South Carolina	+8	
O 3	at Tulane	-10	
O 10	Connecticut	-20	
O 17	at Temple	+5	
O 24	Houston	-6	
O 31	at Cincinnati	+6	
N 7	at Tulsa	-7	
N 14			
N 19	East Carolina	-6	
N 27	USF	-13	
D 5			

UTAH STATE			
Fav/Dog 6/4: Avg Line -3.7			
DATE	OPPONENT	W/L	SCORE
S 3	Southern Utah	-	
S 11	at Utah	+12	
S 19	at Washington	+4	
S 26			
O 3	Colorado St	-12	
O 10	at Fresno St	-9	
O 16	Boise St	+9	
O 23	at San Diego St	+2	
O 30	Wyoming	-18	
N 7	at New Mexico	-10	
N 14	at Air Force	-4	
N 21	Nevada	-15	
N 28	BYU	E	
D 5			

OLD DOMINION			
Fav/Dog 5/6: Avg Line +3.1			
DATE	OPPONENT	W/L	SCORE
S 5	at E Michigan	-10	
S 12	Norfolk St	-	
S 19	NC State	+18	
S 26	Appalachian St	+6	
O 3	at Marshall	+21	
O 10			
O 17	Charlotte	-18	
O 24	at FIU	+7	
O 31	WKU	-12	
N 7	at UTSA	+1	
N 14	UTEP	-2	
N 21	at Southern Miss	+3	
N 28	Florida Atlantic	-2	
D 5			


RUTGERS			
Fav/Dog 5/6: Avg Line +1.3			
DATE	OPPONENT	W/L	SCORE
S 5	Norfolk St	-	
S 12	Washington St	-7	
S 19	at Penn St	+8	
S 26	Kansas	-18	
O 3			
O 10	Michigan St	+12	
O 17	at Indiana	-2	
O 24	Ohio St	+23	
O 31	at Wisconsin	+14	
N 7	at Michigan	+7	
N 14	Nebraska	+2	
N 21	at Army West Point	-18	
N 28	Maryland	-7	
D 5			

STANFORD			
Fav/Dog 10/1: Avg Line -11.3			
DATE	OPPONENT	W/L	SCORE
S 5	at Northwestern	-12	
S 12	UCF	-21	
S 19	at UCF	+4	
S 25	at Oregon St	-19	
O 3	Arizona	-11	
O 10			
O 15	UCLA	-6	
O 24	Washington	-18	
O 31	at Washington St	-16	
N 7	at Colorado	-10	
N 14	Oregon	e	
N 21	California	-18	
N 28	Notre Dame	-8	
D 5			

TEXAS STATE			
Fav/Dog 6/5: Avg Line +1.1			
DATE	OPPONENT	W/L	SCORE
S 5	at Florida St	+36	
S 12	Prie View A&M	-	
S 19	Southern Miss	-5	
S 26	at Houston	+13	
O 3			
O 10	at UL Lafayette	+7	
O 17			
O 24	South Alabama	-10	
O 29	at GA Southern	+10	
N 7	New Mexico St	-17	
N 14	Georgia St	-15	
N 19	ULM	-5	
N 28	at Idaho	-8	
D 5	at Arkansas St	6	

UCLA			
Fav/Dog 10/2: Avg Line -10.3			
DATE	OPPONENT	W/L	SCORE
S 5	Virginia	-16	
S			

2015 POWER SWEEP LOGS



LINES ESTIMATED FROM POWER PLAYS +/- #'S



VIRGINIA TECH			
Fav/Dog 9/2: Avg Line -5.0			
DATE	OPPONENT	W/L	SCORE
S 7	Ohio St	+15	
S 12	Furman	-	
S 19	at Purdue	-12	
S 26	at East Carolina	-11	
O 3	Pittsburgh	-10	
O 9	NC State	-8	
O 17	at Miami, FL	-4	
O 24	Duke	-10	
O 31	at Boston College	-9	
N 7			
N 12	at Georgia Tech	+8	
N 21	North Carolina	-10	
N 28	at Virginia	-5	

WAKE FOREST			
Fav/Dog 1/10: Avg Line +9.7			
DATE	OPPONENT	W/L	SCORE
S 3	Elon	-	
S 12	at Syracuse	+2	
S 19	at Army West Point	-9	
S 26	Indiana	+1	
O 3	Florida St	+23	
O 10	at Boston College	+8	
O 17	at North Carolina	+12	
O 24	NC State	+9	
O 30	Louisville	+9	
N 7			
N 14	at Notre Dame	+22	
N 21	at Clemson	+22	
N 28	Duke	+7	

WASHINGTON			
Fav/Dog 4/7: Avg Line +6.3			
DATE	OPPONENT	W/L	SCORE
S 4	at Boise St	+14	
S 12	Sacramento St	-	
S 19	Utah St	-4	
S 26	California	-3	
O 3			
O 8	at USC	+19	
O 17	Oregon	+15	
O 24	at Stanford	+18	
O 31	Arizona	+4	
N 7	Utah	+5	
N 14	at Arizona St	+14	
N 21	at Oregon St	-4	
N 27	Washington St	-7	

WASHINGTON STATE			
Fav/Dog 2/9: Avg Line +8.2			
DATE	OPPONENT	W/L	SCORE
S 5	Portland St	-	
S 12	at Rutgers	+7	
S 19	Wyoming	-15	
S 26			
O 3	at California	+8	
O 10	at Oregon	+25	
O 17	Oregon St	-6	
O 24	at Arizona	+14	
O 31	Stanford	+16	
N 7	Arizona St	+12	
N 14	at UCLA	+19	
N 21	Colorado	+3	
N 27	at Washington	+7	

WEST VIRGINIA			
Fav/Dog 5/6: Avg Line +1.1			
DATE	OPPONENT	W/L	SCORE
S 5	Ga Southern	-15	
S 12	Liberty	-	
S 19			
S 26	Maryland	-10	
O 3	at Oklahoma	+10	
O 10	Oklahoma St	+3	
O 17	at Baylor	+22	
O 24			
O 29	at TCU	+26	
N 7	Texas Tech	-5	
N 14	Texas	+2	
N 21	at Kansas	-15	
N 28	Iowa St	-14	
D 5	at Kansas St	+8	

WKU			
Fav/Dog 8/4: Avg Line -5.6			
DATE	OPPONENT	W/L	SCORE
S 5	at Vanderbilt	+2	
S 10	LaTech	-1	
S 19	at Indiana	+1	
S 26	Miami, Oh	-24	
O 3	at Rice	-4	
O 10	Middle Tenn	-12	
O 15	at North Texas	-12	
O 24	at LSU	+19	
O 31	at Old Dominion	-12	
N 7	Florida Atlantic	-17	
N 14			
N 21	at FIU	-7	
N 27	Marshall	E	

WESTERN MICHIGAN			
Fav/Dog 5/4: Avg Line -0.4			
DATE	OPPONENT	W/L	SCORE
S 4	Michigan St	+18	
S 12	at GA Southern	E	
S 19	Murray St	-	
S 26	at Ohio St	+35	
O 3			
O 10	C Michigan	-13	
O 17	at Ohio	E	
O 24	Miami, Oh	-21	
O 29	at E Michigan	-22	
N 5	Ball St	-6	
N 11	Bowling Green	-6	
N 18	at No Illinois	+5	
N 21			
N 27	at Toledo	+5	

WISCONSIN			
Fav/Dog 11/1: Avg Line -15.6			
DATE	OPPONENT	W/L	SCORE
S 5	↑ Alabama	+8	
S 12	Miami, Oh	-38	
S 19	Troy	-37	
S 26	Hawai'i	-30	
O 3	Iowa	-13	
O 10	at Nebraska	-4	
O 17	Purdue	-21	
O 24	at Illinois	-9	
O 31	Rutgers	-14	
N 7	at Maryland	-12	
N 14			
N 21	Northwestern	-13	
N 28	at Minnesota	-4	

WYOMING			
Fav/Dog 4/7: Avg Line +6.8			
DATE	OPPONENT	W/L	SCORE
S 5	No Dakota	-	
S 12	E Michigan	-18	
S 19	at Wash St	+15	
S 26	New Mexico	-1	
O 3	at App St	+11	
O 10	at Air Force	+11	
O 17	Nevada	0	
O 24	at Boise St	+30	
O 30	at Utah St	+18	
N 7	Colorado St	+3	
N 14	at San Diego St	+17	
N 21			
N 28	UNLV	-13	

2014/2015 BOWL GAMES PLAYED IN STADIUMS THAT HOST MLB TEAMS
Of the FIVE games TWO were OT and the other 3 were decided by 8 total points
The UNDERDOGS went 4-1 with the only ATS loss as a 2pt dog in OT

POINSETTIA BOWL at Qualcomm Stadium SAN DIEGO, CA (Navy 17 San Diego St 16)
 MIAMI BEACH BOWL at MARLINS PARK MIAMI, FL (Memphis 55 BYU 48 2OT)
 BITCOIN ST. PETERSBURG BOWL at Tropicana Field ST PETE, FL (NC St 34 UCF 27)
 PINSTRIPE BOWL at Yankee Stadium NY, NY (Penn St 31 Boston College 30 OT)
 HOLIDAY BOWL at Qualcomm Stadium SAN DIEGO, CA (USC 45 Nebraska 42)
The 2015-2017 Cactus Bowl will be played at Chase Field

2015-16 COLLEGE FOOTBALL BOWL SCHEDULE

Date / Time (ET)	Bowl	Site	Matchup	TV
TBA	Arizona Bowl	Arizona Stadium, Tucson, AZ	Mountain West vs. C-USA	TBA
Sat, 12/19, 12 pm	AutoNation Cure Bowl	Orlando Citrus Bowl, Orlando, FL	American vs. Sun Belt	CBS/ESPN
Sat, 12/19, 2 pm	Gildan New Mexico Bowl	University Stadium, Albuquerque, NM	C-USA vs. Mountain West	ESPN
Sat, 12/19, 3:30 pm	Las Vegas Bowl	Sam Boyd Stadium, Las Vegas, NV	Mountain West/BUU vs. Pac-12	ABC
Sat, 12/19, 5:30 pm	Raycom Media Camellia Bowl	Cramton Bowl, Montgomery, AL	MAC vs. Sun Belt	ESPN
Sat, 12/19, 9 pm	New Orleans Bowl	Mercedes-Benz Superdome, New Orleans, LA	Mountain West vs. Sun Belt	ESPN
Mon, 12/21, 2:30 pm	Miami Beach Bowl	Marlins Park, Miami, FL	American vs. C-USA	ESPN
Tue, 12/22, 3:30 pm	Famous Idaho Potato Bowl	Albertsons Stadium, Boise, ID	MAC vs. Mountain West	ESPN
Tue, 12/22, 7 pm	Boca Raton Bowl	FAU Stadium, Boca Raton, FL	American vs. MAC	ESPN
Wed, 12/23, 4:30 pm	Poinsettia Bowl	Qualcomm Stadium, San Diego, CA	Mountain West vs. Army	ESPN
Wed, 12/23, 8 pm	GoDaddy Bowl	Ladd-Peebles Stadium, Mobile, AL	MAC vs. Sun Belt	ESPN
Thur, 12/24, 12 pm	Popeyes Bahamas Bowl	Thomas A. Robinson National Stadium, Nassau, Bahamas	C-USA vs. MAC	ESPN
Thur, 12/24, 8 pm	Hawai'i Bowl	Aloha Stadium, Honolulu, HI	American vs. Mountain West/BUU	ESPN
Sat, 12/26, 11 a.m.	St. Petersburg Bowl	Tropicana Field, St. Petersburg, FL	C-USA vs. American	ESPN
Sat, 12/26, 2 pm	Hyundai Sun Bowl	Sun Bowl, El Paso, TX	ACC/Notre Dame vs. Pac-12	CBS
Sat, 12/26, 2:20 pm	Heart of Dallas Bowl	Cotton Bowl, Dallas, TX	Big 12 vs. C-USA	ESPN
Sat, 12/26, 3:30 pm	New Era Pinstripe Bowl	Yankee Stadium, Bronx, NY	ACC/Notre Dame vs. Big Ten	ABC
Sat, 12/26, 5:45 pm	Independence Bowl	Independence Stadium, Shreveport, LA	ACC/Notre Dame vs. SEC	ESPN
Sat, 12/26, 9:15 pm	Foster Farms Bowl	Levi's Stadium, Santa Clara, CA	Big Ten vs. Pac-12	ESPN
Mon, 12/28, 2:30 pm	Military Bowl	Navy-Marine Corps Memorial Stadium, Annapolis, MD	ACC/Notre Dame vs. American	ESPN
Mon, 12/28, 5 pm	Quick Lane Bowl	Ford Field, Detroit, MI	ACC/Notre Dame vs. Big Ten	ESPN2
Tue, 12/29, 2 pm	Lockheed Martin Armed Forces Bowl	Amon G. Carter Stadium, Fort Worth, TX	Mountain West vs. Big Ten	ESPN
Tue, 12/29, 5:30 pm	Russell Athletic Bowl	Orlando Citrus Bowl, Orlando, FL	ACC/Notre Dame vs. Big 12	ESPN
Tue, 12/29, 9 pm	AdvoCare V100 Texas Bowl	NRG Stadium, Houston, TX	Big 12 vs. SEC	ESPN
Wed, 12/30, 12 pm	Birmingham Bowl	Legion Field, Birmingham, AL	American vs. SEC	ESPN
Wed, 12/30, 3:30 pm	Belk Bowl	Bank of America Stadium, Charlotte, NC	ACC/Notre Dame vs. SEC	ESPN
Wed, 12/30, 7 pm	Music City Bowl	LP Field, Nashville, TN	ACC/Notre Dame or Big Ten vs. SEC	ESPN
Wed, 12/30, 10:30 pm	National University Holiday Bowl	Qualcomm Stadium, San Diego, CA	Big Ten vs. Pac-12	ESPN
Thur, 12/31, 12 pm	Chick-fil-A Peach Bowl	Georgia Dome, Atlanta, GA	New Year's Six	ESPN
Thur, 12/31, 4 or 8 pm	CFB Playoff - The Cotton Bowl	AT&T Stadium, Arlington, TX	National Semifinal	ESPN
Thur, 12/31, 4 or 8 pm	CFB Playoff - The Orange Bowl	Sun Life Stadium, Miami Gardens, FL	National Semifinal	ESPN
Fri, 1/1, 12 pm	Outback Bowl	Raymond James Stadium, Tampa, FL	Big Ten vs. SEC	ESPN2
Fri, 1/1, 1 pm	Buffalo Wild Wings Citrus Bowl	Orlando Citrus Bowl, Orlando, FL	Big Ten vs. SEC	ABC
Fri, 1/1, 1 pm	Fiesta Bowl	University of Phoenix Stadium, Glendale, AZ	New Year's Six	ESPN
Fri, 1/1, 5 pm	Rose Bowl	Rose Bowl, Pasadena, CA	Big Ten vs. Pac-12 (New Year's Six)	ESPN
Fri, 1/1, 8:30 pm	Allstate Sugar Bowl	Mercedes-Benz Superdome, New Orleans, LA	SEC vs. Big 12 (New Year's Six)	ESPN
Sat., 1/2, 12 pm	TaxSlayer Bowl	EverBank Field, Jacksonville, FL	ACC/Notre Dame or Big Ten vs. SEC	ESPN
Sat., 1/2, 3:20 pm	AutoZone Liberty Bowl	Liberty Bowl Memorial Stadium, Memphis, TN	Big 12 vs. SEC	ESPN
Sat., 1/2, 6:45 pm	Valero Alamo Bowl	Alamodome, San Antonio, TX	Big 12 vs. Pac-12	ESPN
Sat., 1/2, 10:15 pm	Cactus Bowl	Chase Field, Phoenix, AZ	Big 12 vs. Pac-12	ESPN
Mon, 1/11, 8:30 pm	CFB Playoff National Championship	University of Phoenix Stadium, Glendale, AZ	National Championship	ESPN



THE AFC THE NFC O/U WINS SUPERBOWL

ODDS TO WIN THE AFC EAST

New England Patriots	-140
Miami Dolphins	+355
Buffalo Bills	+520
New York Jets	+1035

ODDS TO WIN THE AFC NORTH

Baltimore Ravens	+170
Pittsburgh Steelers	+235
Cincinnati Bengals	+255
Cleveland Browns	+1175

ODDS TO WIN THE AFC SOUTH

Indianapolis Colts	-420
Houston Texans	+485
Jacksonville Jaguars	+2450
Tennessee Titans	+2850

ODDS TO WIN THE AFC WEST

Denver Broncos	-185
Kansas City Chiefs	+435
San Diego Chargers	+475
Oakland Raiders	+3150

ODDS TO REACH AFC CONF GAME

Indianapolis Colts	+180
New England Patriots	+215
Denver Broncos	+265
Baltimore Ravens	+440
Pittsburgh Steelers	+490
Miami Dolphins	+515
Buffalo Bills	+580
Cincinnati Bengals	+595
San Diego Chargers	+620
Kansas City Chiefs	+630
Houston Texans	+635
New York Jets	+800
Cleveland Browns	+1600
Jacksonville Jaguars	+2400
Oakland Raiders	+2450
Tennessee Titans	+2500

ODDS TO WIN AFC CONF GAME

Indianapolis Colts	+400
New England Patriots	+450
Denver Broncos	+575
Baltimore Ravens	+1000
Pittsburgh Steelers	+1175
Miami Dolphins	+1250
Buffalo Bills	+1450
Cincinnati Bengals	+1500
San Diego Chargers	+1575
Kansas City Chiefs	+1625
Houston Texans	+1650
New York Jets	+2200
Cleveland Browns	+5000
Jacksonville Jaguars	+7500
Oakland Raiders	+7700
Tennessee Titans	+8300

ODDS TO WIN THE NFC EAST

Dallas Cowboys	+140
Philadelphia Eagles	+175
New York Giants	+415
Washington Redskins	+1500

ODDS TO WIN THE NFC NORTH

Green Bay Packers	-315
Detroit Lions	+615
Minnesota Vikings	+925
Chicago Bears	+1550

ODDS TO WIN THE NFC SOUTH

New Orleans Saints	+210
Atlanta Falcons	+220
Carolina Panthers	+245
Tampa Bay Buccaneers	+775

ODDS TO WIN THE NFC WEST

Seattle Seahawks	-295
Arizona Cardinals	+665
St Louis Rams	+825
San Francisco 49ers	+1325

ODDS TO REACH NFC CONF GAME

Seattle Seahawks	+120
Green Bay Packers	+150
Dallas Cowboys	+360
Philadelphia Eagles	+510
Arizona Cardinals	+615
Detroit Lions	+675
Carolina Panthers	+690
New Orleans Saints	+710
New York Giants	+710
St Louis Rams	+800
Atlanta Falcons	+800
Minnesota Vikings	+900
San Francisco 49ers	+1150
Chicago Bears	+1300
Washington Redskins	+1700
Tampa Bay Buccaneers	+1900

ODDS TO WIN NFC CONF GAME

Seattle Seahawks	+280
Green Bay Packers	+345
Dallas Cowboys	+850
Philadelphia Eagles	+1200
Arizona Cardinals	+1500
Detroit Lions	+1725
Carolina Panthers	+1775
New Orleans Saints	+1825
New York Giants	+1825
Atlanta Falcons	+2100
St Louis Rams	+2100
Minnesota Vikings	+2400
San Francisco 49ers	+3100
Chicago Bears	+3600
Washington Redskins	+5100
Tampa Bay Buccaneers	+5700

Arizona Cardinals	8.5
(over -120, under +100)	
Atlanta Falcons	8.5
(over +105, under -125)	
Baltimore Ravens	9
(over -120, under +100)	
Buffalo Bills	8.5
(over -115, under -105)	
Carolina Panthers	8.5
(over +115, under -135)	
Chicago Bears	7
(over +135, under -155)	
Cincinnati Bengals	8.5
(over -130, under +110)	
Cleveland Browns	6.5
(over +125, under -145)	
Dallas Cowboys	9.5
(over -140, under +120)	
Denver Broncos	10.5
(over +120, under -140)	
Detroit Lions	8.5
(over +135, under -155)	
Green Bay Packers	11
(over -115, under -105)	
Houston Texans	8.5
(over -135, under +115)	
Indianapolis Colts	10.5
(over -165, under +145)	
Jacksonville Jaguars	5.5
(over -165, under +145)	
Kansas City Chiefs	8.5
(over -115, under -105)	
Miami Dolphins	8.5
(over -165, under +145)	
Minnesota Vikings	7
(over -230, under +190)	
New England Patriots	10
(over -190, under +150)	
New Orleans Saints	8.5
(over -125, under 105)	
New York Giants	8.5
(over +110, under -130)	
New York Jets	7.5
(over -160, under +145)	
Oakland Raiders	5.5
(over +105, under -125)	
Philadelphia Eagles	9.5
(over +110, under -130)	
Pittsburgh Steelers	8.5
(over +110, under -130)	
San Diego Chargers	8
(over -140, under +120)	
San Francisco 49ers	7.5
(over +175, under -205)	
Seattle Seahawks	11
(over -125, under +105)	
St Louis Rams	8
(over +120, under -140)	
Tampa Bay Buccaneers	6
(over +100, under -120)	
Tennessee Titans	5.5
(over -105, under -115)	
Washington Redskins	6.5
(over +120, under -140)	

ODDS TO WIN AFC CONF GAME

AFC East	+200
AFC South	+270
AFC West	+305
AFC North	+345

ODDS TO WIN NFC CONF GAME

NFC West	+170
NFC North	+210
NFC East	+340
NFC South	+540

ODDS TO WIN THE SUPERBOWL

NFC West	+320
NFC North	+415
AFC East	+500
AFC South	+625
NFC East	+685
AFC West	+700
AFC North	+800
NFC South	+1325

ODDS TO WIN THE SUPERBOWL

Seattle Seahawks	+460
Green Bay Packers	+600
Indianapolis Colts	+900
New England Patriots	+1000
Denver Broncos	+1300
Dallas Cowboys	+1500
Baltimore Ravens	+2200
Philadelphia Eagles	+2500
Pittsburgh Steelers	+2900
Arizona Cardinals	+3000
Miami Dolphins	+3100
Detroit Lions	+4000
Buffalo Bills	+4000
Cincinnati Bengals	+4100
Carolina Panthers	+4200
San Diego Chargers	+4500
New Orleans Saints	+4500
New York Giants	+4500
Kansas City Chiefs	+4800
Houston Texans	+5000
St Louis Rams	+5500
Atlanta Falcons	+5500
Minnesota Vikings	+6500
New York Jets	+6500
San Francisco 49ers	+7000
Chicago Bears	+12000
Washington Redskins	+17500
Cleveland Browns	+19000
Tampa Bay Buccaneers	+20000
Jacksonville Jaguars	+29000
Oakland Raiders	+30000
Tennessee Titans	+32500



NORTHCOAST SPORTS ORDERING GUIDE

CONTACT US AT 1-800-654-3448 or at ncsports.com

NORTHCOAST SPORTS PRODUCTS

- 2015 Power Sweep Newsletter (e-mail price)** ^{Price} **\$129.00** ^{Shipping & Handling} **E-Mail**
 Published each week during the football season, Power Sweep is the Nation's #1 Newsletter. Features write-ups on every college and pro game for the week, it is available every Tuesday after 2:00 pm EST (single issues available at the NCstore). Mail delivery is still currently offered for an addition \$40.
- 2015 Power Sweep Newsletter (mail add \$10 for logs)** **\$169.00** **Included**
 The same great Power Sweep Newsletter but includes game-by-game logs for all 124 FBS and 32 NFL teams. Logs include the Date, Opponent, Line and Score along with SU and ATS records and turf for each team. Logs are FREE with download addition to newsletter, this is for mail delivery subscription.
- 2015 Power Plays Newsletter (e-mail ONLY)**..... **\$129.00** **E-Mail**
 Published each week during the football season, Power Plays offers a statistical analysis for each game for the upcoming week by giving you a projected box score. It features Plus/Minus Power Ratings, College Power Plays Rankings, Weekly Stat Comparisons, Toughest Opponent Faced, Streakers, Def Pass Eff Rankings and College Stat Averages. Power Plays is emailed every Tuesday after 2:00 pm EST (single issues available at the NCstore).
- 2015 Combined Football Logbook** **\$39.95** **\$12.00**
 The Improved Combined Scorebook includes BOTH a College and NFL Workbook. Each has a complete 2015 schedule for you to log in scores and lines. The College tem as includes 20 year logs with lines, halftime and final scores both team and opponent rankings as well as O/U lines and results. The new updated NFL pages include 20 year results with division finishes, team leaders as well as annual ypg and ppg comparisons.

**CHECK OUT THE EARLY BIRD PRICES
 ON THE LAST PAGE - VALID THRU THUR JULY 30TH, 2015**

NC SPORTS PHONE PACKAGES

- Executive Club Membership** ^{Price} **\$4500.00**
 The Only Late Phone Service you will need as you get every Play released from Preseason through the Pro Bowl. Includes all Games of The Year, 5★'s, Small College, College Totals, Marquee PPH Plays and Top Opinions released throughout the season! Also includes a subscription to Power Sweep and your own personal ID and passcode so you can access your plays on the day of the game by phone or at ncsports.com.
- Monthly Executive Club Memberships** **\$1500.00**
 The same great Plays released to our Full Executive Club Members but on a Monthly basis. Receive any Games of the Year, 5★'s, Small College, College Totals, Top Opinions and Marquee Plays released during the month of your choosing. Also includes your own personal ID and passcode so you can access your plays on the day of the game over the phone (sorry, no internet access available for Monthly Executive Club Membership).
- Top Play Trio Club (Sat and Sun - Regular Season Only)** **\$1500.00**
 If you're looking for just the BEST PLAYS! - this is your package. Get the Top Late Phone Side released on Saturday and Sunday as well as the top college total. This Includes any Game of the Year and 5★ released during the regular season only.
- Marquee PPH Season Pass (Regular Season Only)** **\$899.00**
 Marquee Private Play Hotline Plays are isolated game, normally released during the week. Monday night, Tuesday night, Wednesday night, Thursday night and Friday night PPH Plays are all included in this package. Also receive specified PPH Plays on Saturday and the Sunday Night NFL Play each week during the regular season only. You will be assigned your own personal ID and passcode to access your plays over the phone.
- Saturday ONLY College Totals Club (Regular Season Only)** **\$1099.00**
 Become a member of our Award Winning College Totals Club. You receive all College Totals Club Plays released on Saturday's during the football regular season (please note: this is a regular season only package and only valid for Saturday College Total Club Plays, not weekday games).
- Marquee 7-Pack** **\$69.00**
 While Marquee's are \$15 through our office and \$12 on the Debit System one Marquee 7-Pack is \$69. They do expire Superbowl Sun 2016.

NC SPORTS INDIVIDUAL PLAYS

	Northcoast Debit Card & ncsports.com	Thru The NC Office	Most Late Phone Selections are also offered at our website www.ncsports.com for the same cost as the Debit Card. Having a Northcoast Debit Card will ensure that every play that we release will be available to you if it is not released online at our NCstore. Debit Credit will never expire and your codes will not change. Simple, convenient and so easy to start an account! <small>ALL PRICES AS OF 7/2/15 & SUBJECT TO CHANGE</small>
PRIVATE PLAY HOTLINE This price DOES NOT include our Marquee's	\$ 9	\$12	
Marquee's If there's football, there's a Marquee	\$12	\$15	
EXECUTIVE CLUB LINE Receive Individual Late Phone Plays. 4.5 & 5★'s are \$100	\$35	\$50	
NORTHCOAST COMMUNITY LINE Features Baseball & Hoops Plays from some of the nation's top Handicappers (Prices may vary)	\$20	\$25	

CHECK OUT THESE SAVINGS!

SETTING UP A NORTHCOAST DEBIT CARD IS EASY - USING IT IS EVEN EASIER! CALL TODAY AND START SAVING!
1-800-654-3448

PLAYING THE FIELD

On the previous page are the ODDS when placing a wager on a division, conference or Superbowl team. You can also PLAY THE FIELD which is taking all the other teams in that category. Obviously when taking the FIELD you have to lay odds as you have the majority of teams including up to 31 if you are playing the FIELD on a Super Bowl wager.

THE AFC

THE NFC

ODDS THAT THE TEAM BELOW WILL NOT WIN THE AFC EAST

New England Patriots	+125
Miami Dolphins	-415
Buffalo Bills	-650
New York Jets	-1450

ODDS THAT THE TEAM BELOW WILL NOT WIN THE AFC NORTH

Baltimore Ravens	-190
Pittsburgh Steelers	-260
Cincinnati Bengals	-265
Cleveland Browns	-1675

ODDS THAT THE TEAM BELOW WILL NOT WIN THE AFC SOUTH

Indianapolis Colts	+360
Houston Texans	-600
Jacksonville Jaguars	-3800
Tennessee Titans	-4600

ODDS THAT THE TEAM BELOW WILL NOT WIN THE AFC WEST

Denver Broncos	+168
Kansas City Chiefs	-515
San Diego Chargers	-590
Oakland Raiders	-5000

ODDS THAT THE TEAM BELOW WILL NOT MAKE THE PLAYOFFS

Indianapolis Colts	+410
New England Patriots	+245
Denver Broncos	+220
Baltimore Ravens	-110
Pittsburgh Steelers	-130
Cincinnati Bengals	-135
Miami Dolphins	-190
Kansas City Chiefs	-195
Houston Texans	-195
Buffalo Bills	-215
San Diego Chargers	-215
New York Jets	-435
Cleveland Browns	-1050
Jacksonville Jaguars	-1500
Tennessee Titans	-1725
Oakland Raiders	-2000

ODDS THAT THE TEAM BELOW WILL NOT WIN THE AFC

Indianapolis Colts	-475
New England Patriots	-550
Denver Broncos	-775
Baltimore Ravens	-1400
Pittsburgh Steelers	-1700
Miami Dolphins	-1850
Cincinnati Bengals	-2200
Buffalo Bills	-2300
San Diego Chargers	-2450
Kansas City Chiefs	-2550
Houston Texans	-2600
New York Jets	-3400
Cleveland Browns	-9000
Jacksonville Jaguars	-14000
Oakland Raiders	-14400
Tennessee Titans	-15600

ODDS THAT THE TEAM BELOW WILL NOT WIN THE NFC EAST

Dallas Cowboys	-155
Philadelphia Eagles	-195
New York Giants	-475
Washington Redskins	-2200

ODDS THAT THE TEAM BELOW WILL NOT WIN THE NFC NORTH

Green Bay Packers	+270
Detroit Lions	-800
Minnesota Vikings	-1150
Chicago Bears	-2300

ODDS THAT THE TEAM BELOW WILL NOT WIN THE NFC SOUTH

New Orleans Saints	-230
Atlanta Falcons	-245
Carolina Panthers	-270
Tampa Bay Buccaneers	-1070

ODDS THAT THE TEAM BELOW WILL NOT WIN THE NFC WEST

Seattle Seahawks	+255
Arizona Cardinals	-900
St Louis Rams	-1150
San Francisco 49ers	-1900

ODDS THAT THE TEAM BELOW WILL NOT MAKE THE PLAYOFFS

Seattle Seahawks	+500
Green Bay Packers	+400
Dallas Cowboys	+135
Philadelphia Eagles	+115
New Orleans Saints	-160
Atlanta Falcons	-170
Carolina Panthers	-180
Arizona Cardinals	-195
Detroit Lions	-215
New York Giants	-225
St Louis Rams	-365
Minnesota Vikings	-400
San Francisco 49ers	-610
Tampa Bay Buccaneers	-800
Chicago Bears	-1125
Washington Redskins	-1175

ODDS THAT THE TEAM BELOW WILL NOT WIN THE NFC

Seattle Seahawks	-320
Green Bay Packers	-380
Dallas Cowboys	-1200
Philadelphia Eagles	-1750
Arizona Cardinals	-2300
Detroit Lions	-2700
Carolina Panthers	-2775
New Orleans Saints	-2825
New York Giants	-2825
Atlanta Falcons	-3200
St Louis Rams	-3200
Minnesota Vikings	-3800
San Francisco 49ers	-5200
Chicago Bears	-6200
Washington Redskins	-9200
Tampa Bay Buccaneers	-10400

SUPERBOWL

ODDS THAT THE AFC TEAM BELOW WILL NOT WIN THE SUPERBOWL

Indianapolis Colts	-1200
New England Patriots	-1350
Denver Broncos	-1800
Baltimore Ravens	-3200
Pittsburgh Steelers	-4500
Miami Dolphins	-4900
Buffalo Bills	-6600
Cincinnati Bengals	-6800
San Diego Chargers	-7400
Kansas City Chiefs	-8800*
Houston Texans	-11000*
New York Jets	-12800*
Cleveland Browns	-35700*
Jacksonville Jaguars	-54000*
Oakland Raiders	-56000*
Tennessee Titans	-62000*

ODDS THAT THE NFC TEAM BELOW WILL NOT WIN THE SUPERBOWL

Seattle Seahawks	-590
Green Bay Packers	-775
Dallas Cowboys	-2500
Philadelphia Eagles	-3700
Arizona Cardinals	-5000
Detroit Lions	-6600
Carolina Panthers	-7000
New Orleans Saints	-7400
New York Giants	-8200*
St Louis Rams	-11000*
Atlanta Falcons	-12800*
Minnesota Vikings	-12800*
San Francisco 49ers	-13400*
Chicago Bears	-22500*
Washington Redskins	-32750*

* estimated odds

College Conference Odds

SEC EAST	Georgia	+170	P12 SOUTH	USC	+130	AAC CHAMPS	Cincinnati	+260		
	Tennessee	+260		UCLA	+320		Memphis	+350		
	Missouri	+490		Arizona St	+450		Temple	+400		
	Florida	+600		Arizona	+600		Central Florida	+700		
SEC WEST	South Carolina	+950	P12 NORTH	Utah	+1025	AAC CHAMPS	Houston	+825		
	Kentucky	+1700		Colorado	+4000		East Carolina	+900		
	Vanderbilt	+4000		PAC -12 CHAMP	Oregon St		Oregon	-125	Navy	+1300
	SEC CHAMP	Alabama					+245	Stanford	+205	Tulane
Auburn		+345	California			+1200	Tulsa	+4000		
LSU		+455	Washington			+1550	SMU	+5000		
Arkansas		+500	Washington St	+2300	South Florida	+5500				
SEC CHAMP	Mississippi	+545	PAC -12 CHAMP	Oregon St	Oregon St	+2700	Connecticut	+8000		
	Texas A&M	+1400			CUSA CHAMPS	Louisiana Tech	+180			
	Mississippi St	+325				USC	+240	Marshall	+230	
	Georgia	+475				Oregon	+275	WKU	+305	
Auburn	+500	UCLA	+525	Rice		+1050				
B10 EAST	LSU	+650	MAC CHAMPS	Wake Forest	Stanford	+625	Middle Tenne	+1600		
	Arkansas	+750			Arizona St	+800	FIU	+2100		
	Mississippi	+850			Arizona	+1200	Florida Atlantic	+3200		
	Tennessee	+1000			Utah	+2000	Southern Miss	+3200		
B10 WEST	Missouri	+1700	ACC ATLANTIC	Syracuse	California	+3500	UTEP	+3200		
	Texas A&M	+2200			Washington	+5500	Old Dominion	+4000		
	Florida	+2800			Washington St	+8500	North Texas	+4000		
	Mississippi St	+3200			Colorado	+10000	UTSA	+8000		
BIG TEN CHAMP	South Carolina	+4000	ACC COASTAL	Wake Forest	Oregon St	+11000	Charlotte	+21000		
	Kentucky	+10500			Georgia Tech	+195	Toledo	+280		
	Vanderbilt	+30000			Virginia Tech	+195	Northern Illinois	+375		
	BIG 12 HAMPS	Ohio St			-330	ACC HAMPS	Louisville	Michigan St	+525	Bowling Green
Michigan St		+525	NC St	+950	Western Mich			+525		
Michigan		+1400	Northwestern	+1100	Akron			+650		
Penn St		+1500	Purdue	+2300	Ohio			+750		
BIG TEN CHAMP	Rutgers	+6500	ACC HAMPS	Miami FL	Maryland	+6500	Massachusetts	+1900		
	Maryland	+6500			Virginia Tech	Ball St	+2300	Kent St	+2300	
	Indiana	+7500				Virginia Tech	Central Mich	+5500	Buffalo	+9000
	BIG TEN CHAMP	Wisconsin					+160	ACC HAMPS	Virginia Tech	Miami Ohio
Nebraska		+240	ACC HAMPS	Virginia Tech			Eastern Mich			+17500
Minnesota		+550			ACC HAMPS		Virginia Tech			Boise St
Iowa		+700				ACC HAMPS				Virginia Tech
Northwestern	+1100	ACC HAMPS						Virginia Tech	Utah St	
Purdue	+2300		ACC HAMPS	Virginia Tech					Air Force	
Illinois	+2300				ACC HAMPS		Virginia Tech		Colorado St	
BIG TEN CHAMP	Ohio St					-235			ACC HAMPS	Virginia Tech
	Michigan St	+675				ACC HAMPS		Virginia Tech		
	Wisconsin	+1200	ACC HAMPS	Virginia Tech						
	Nebraska	+1700			ACC HAMPS		Virginia Tech			
Michigan	+2000	ACC HAMPS							Virginia Tech	New Mexico
Penn St	+2300					ACC HAMPS		Virginia Tech		Wyoming
Minnesota	+3500		ACC HAMPS	Virginia Tech						UNLV
Iowa	+4500				ACC HAMPS		Virginia Tech			Appalachian St
Northwestern	+8000	ACC HAMPS							Virginia Tech	Ga Southern
Maryland	+12000					ACC HAMPS		Virginia Tech		Arkansas St
Rutgers	+12000		ACC HAMPS	Virginia Tech						UL Lafayette
Indiana	+14000				ACC HAMPS		Virginia Tech			Texas St
Illinois	+20000	ACC HAMPS							Virginia Tech	UL Monroe
Purdue	+20000					ACC HAMPS		Virginia Tech		South Alabama
BIG TEN CHAMP	TCU		+180	ACC HAMPS						Virginia Tech
	Baylor		+250		ACC HAMPS		Virginia Tech			
	Oklahoma	+550	ACC HAMPS						Virginia Tech	
	Oklahoma St	+700				ACC HAMPS		Virginia Tech		
Texas	+1200	ACC HAMPS		Virginia Tech						
Kansas St	+1300				ACC HAMPS		Virginia Tech			
West Virginia	+1700		ACC HAMPS						Virginia Tech	
Texas Tech	+4000					ACC HAMPS		Virginia Tech		
Iowa St	+15000	ACC HAMPS		Virginia Tech						
Kansas	+50000				ACC HAMPS		Virginia Tech			

HC & Off Rookie Pass & Rush

AP COACH OF THE YEAR

Bill Belichick	+800
Chuck Pagano	+800
John Fox	+800
Pete Carroll	+800
Mike McCarthy	+900
Chip Kelly	+1000
Gary Kubiak	+1200
Jason Garrett	+1200
Bruce Arians	+1400
Mike Zimmer	+1400
Rex Ryan	+1400
Dan Quinn	+1400
Todd Bowles	+1400
Jim Caldwell	+1800
Mike McCoy	+1800
Gus Bradley	+2000
John Harbaugh	+2000
Bill O'Brien	+2500
Jeff Fisher	+2500
Joe Philbin	+2500
Mike Tomlin	+2500
Mike Pettine	+3300
Tom Coughlin	+3300
Andy Reid	+4000
Marvin Lewis	+4000
Ron Rivera	+4000
Sean Payton	+4000
Jack Del Rio	+5000
Lovie Smith	+5000
Jim Tomsula	+8000
Ken Whisenhunt	+8000
Jay Gruden	+10000

OFFENSIVE ROOKIE OF THE YEAR

Jameis Winston	+500
Amari Cooper	+650
Melvin Gordon	+800
Todd Gurley	+900
Marcus Mariota	+1200
Kevin White	+1200
Nelson Agholor	+1400
TJ Yeldon	+2000
Tevin Coleman	+2500
Phillip Dorsett	+2500
Ameer Abdullah	+2500
Breshad Perriman	+2500
Devin Smith	+2500
DeVante Parker	+2500
Tyler Lockett	+2500
Dorial Green-Beckham	+2800
Chris Conley	+3300
David Johnson	+3300
Jaelen Strong	+3300
Maxx Williams	+3300
Devin Funchess	+4000
Duke Johnson	+4000
Matt Jones	+5000
Tyler Kroft	+5000
Sammie Coates	+5000
Bryce Petty	+6500
Andrus Peat	+6600
Clive Walford	+6600
Garrett Grayson	+6600
Jay Ajayi	+6600
Ereck Flowers	+7000
Jeremy Langford	+10000
Lael Collins	+10000
Ty Montgomery	+10000
Brandon Scherff	+12500
Cameron Artis-Payne	+12500
Justin Hardy	+12500
Sean Mannion	+12500
TJ Clemmings	+12500
DJ Humphries	+15000
Jamison Crowder	+15000

MOST PASSING YARDS

Andrew Luck	+375
Aaron Rodgers	+500
Drew Brees	+750
Peyton Manning	+750
Matt Ryan	+800
Ben Roethlisberger	+1000
Matthew Stafford	+1000
Eli Manning	+2500
Philip Rivers	+2500
Tom Brady	+2500
Tony Romo	+2800
Ryan Tannehill	+3500
Joe Flacco	+5000
Alex Smith	+7500
Carson Palmer	+7500
Colin Kaepernick	+7500
Jay Cutler	+7500
Marcus Mariota	+7500
Nick Foles	+7500
Andy Dalton	+8500
Cam Newton	+8500
Derek Carr	+8500
Jameis Winston	+8500
Robert Griffin III	+8500
Russell Wilson	+8500
Teddy Bridgewater	+8500
Blake Bortles	+10000
Brian Hoyer	+10000
Josh McCown	+10000
Sam Bradford	+10000
Geno Smith	+15000
Matt Cassel	+15000

MOST RUSHING YARDS

Adrian Peterson	+600
Marshawn Lynch	+600
Jeremy Hill	+1000
Eddie Lacy	+1000
Jamaal Charles	+1000
DeMarco Murray	+1000
LeSean McCoy	+1200
Arian Foster	+1200
LeVeon Bell	+1800
CJ Anderson	+2000
Alfred Morris	+2000
Matt Forte	+2000
Joseph Randle	+2000
Todd Gurley	+2500
Justin Forsett	+2800
Melvin Gordon	+2800
Carlos Hyde	+3500
Latavius Murray	+3500
Lamar Miller	+5000
T.J. Yeldon	+5000
Mark Ingram	+5000
Frank Gore	+5000
Jonathan Stewart	+6500
Chris Ivory	+7500
Rashad Jennings	+10000
Joiqee Bell	+10000
Andre Ellington	+12500
Isaiah Crowell	+20000
LeGarrette Blount	+25000



Comeback

Receiving

COMEBACK PLAYER OF THE YEAR

Adrian Peterson	+400
Carson Palmer	+1200
Sam Bradford	+1400
CJ Spiller	+1600
Darren McFadden	+1600
Robert Griffin III	+1600
Eli Manning	+2000
Eric Berry	+2000
Marqise Lee	+2000
Drew Brees	+2500
Jay Cutler	+2500
Nick Foles	+2500
Jadeveon Clowney	+3300
Kiko Alonso	+3300
Navarro Bowman	+3300
Percy Harvin	+3300
Tyrann Mathieu	+3300
Victor Cruz	+3300
Andre Ellington	+3300
Colin Kaepernick	+4000
Jerod Mayo	+4000
Jordan Cameron	+4000
Andre Johnson	+5000
Brian Cushing	+5000
Brian Hoyer	+5000
Danny Trevathan	+5000
Doug Martin	+5000
Geno Smith	+5000
Robert Mathis	+5000
Brian Orakpo	+6600
Jairus Byrd	+6600
Jared Allen	+6600
Johnny Manziel	+6600
LeSean McCoy	+6600
Matt Cassel	+6600
Mike Wallace	+6600
Michael Crabtree	+7000
Vontaze Burfict	+8000
Darnell Dockett	+10000
Dennis Pitta	+10000
EJ Manuel	+10000
Geno Atkins	+10000
Greg Jennings	+10000
Josh McCown	+10000
Charles Tillman	+15000
Matt Schaub	+15000
Matt Hasselbeck	+20000
Tim Tebow	+20000
Brett Favre	+200000

MOST RECEIVING YARDS

Antonio Brown	+600
Julio Jones	+750
Odell Beckham	+800
Calvin Johnson	+800
Jordy Nelson	+800
Demaryius Thomas	+1000
Dez Bryant	+1000
AJ Green	+1200
TY Hilton	+1600
Randall Cobb	+2000
DeAndre Hopkins	+2200
Alshon Jeffery	+2500
Rob Gronkowski	+3500
Emmanuel Sanders	+3500
Mike Evans	+3500
Desean Jackson	+5000
Sammy Watkins	+5500
Brandin Cooks	+6500
Kelvin Benjamin	+6500
Andre Johnson	+6600
Jimmy Graham	+6600
Jordan Matthews	+6600
Amari Cooper	+6600
Martavis Bryant	+6600
Julian Edelman	+7000
Riley Cooper	+7500
Brandon Marshall	+8000
Golden Tate	+8000
Jeremy Maclin	+8000
Keenan Allen	+8000
Vincent Jackson	+10000
Greg Olsen	+10000
Roddy White	+10000
Torrey Smith	+10000
Larry Fitzgerald	+12500
Steve Smith	+12500
Anquan Boldin	+15000

THE TEBOW EFFECT FOR THE EAGLES

Tim Tebow makes 53 man roster	
WILL MAKE	+180
WILL NOT MAKE	-260

Tim Tebow to START a game	
YES HE WILL	+360
NO HE WILL NOT	-540

Who has MORE Eagle QB starts

Sam Bradford	-460
Any other QB	+320

AFC STATS

OFFENSE NUMBERS & (RANK)

	Scoring	Yards/game	Yards/play	Rush ypg	Rush ypc	Pass ypg	QBR	Sack% vs	PPG diff
Baltimore	25.6 (8)	364.9 (12)	5.72 (9)	126.19 (8)	4.51 (7)	238.69 (13)	67.3 (8)	3.4% (2)	+6.7 (6)
Buffalo	21.4 (18)	318.5 (26)	5.00 (28)	92.62 (25)	3.69 (26)	225.88 (18)	36.5 (30)	6.7% (19)	+3.4 (12)
Cincinnati	22.8 (15)	348.0 (15)	5.47 (12)	134.19 (6)	4.36 (12)	213.81 (21)	55.4 (18)	4.6% (7)	+1.3 (14)
Cleveland	18.7 (27)	324.6 (23)	5.14 (27)	108.00 (17)	3.62 (28)	216.56 (20)	36.8 (29)	6.2% (15)	-2.4 (25)
Denver	30.1 (2)	402.9 (4)	6.04 (4)	111.56 (15)	4.03 (20)	291.31 (4)	76.7 (3)	2.8% (1)	+8.0 (4)
Houston	23.2 (14)	344.6 (17)	5.19 (24)	135.06 (5)	3.92 (23)	209.50 (24)	49.8 (21)	5.4% (12)	+4.1 (11)
Indianapolis	28.6 (6)	406.6 (3)	5.89 (7)	100.75 (22)	3.88 (25)	305.88 (1)	64.1 (11)	4.4% (4)	+5.6 (7)
Jacksonville	15.6 (32)	289.6 (31)	4.69 (31)	102.06 (21)	4.54 (6)	187.56 (31)	21.6 (32)	12.7% (32)	-10.2 (30)
Kansas City	22.1 (16)	318.8 (25)	5.30 (17)	119.88 (10)	4.57 (5)	198.88 (29)	49.2 (22)	9.9% (29)	+4.5 (9)
Miami	24.2 (11)	350.1 (14)	5.39 (16)	117.00 (12)	4.69 (2)	233.06 (17)	59.1 (15)	7.7% (22)	+0.9 (15)
New England	29.2 (4)	365.5 (11)	5.45 (13)	107.94 (18)	3.94 (22)	257.56 (9)	72.1 (5)	4.3% (3)	+9.7 (1)
New York	17.7 (28)	326.6 (22)	4.97 (30)	142.50 (3)	4.50 (8)	184.12 (32)	33.2 (31)	9.4% (25)	-7.4 (26)
Oakland	15.8 (31)	282.2 (32)	4.54 (32)	77.50 (32)	3.68 (27)	204.69 (26)	37.0 (28)	4.5% (5)	-12.4 (32)
Pittsburgh	27.2 (7)	411.1 (2)	6.16 (2)	109.50 (16)	4.14 (16)	301.56 (2)	73.0 (4)	5.4% (13)	+4.2 (10)
San Diego	21.8 (17)	341.6 (18)	5.42 (14)	85.44 (30)	3.43 (31)	256.12 (10)	66.6 (10)	6.4% (17)	0.0 (17)
Tennessee	15.9 (30)	303.7 (29)	5.29 (18)	90.44 (26)	4.06 (18)	213.25 (22)	39.3 (25)	9.7% (26)	-11.5 (31)

DEFENSIVE NUMBERS & (RANK)

	Scoring	Yards/game	Yards/play	Rush ypg	Rush ypc	Pass ypg	QBR	Sack% by	YPG diff
Baltimore	18.7 (5)	368.2 (24)	5.83 (26)	108.69 (13)	4.39 (26)	259.50 (29)	52.4 (15)	6.0% (26)	-48 (27)
Buffalo	26.1 (27)	398.2 (32)	6.14 (32)	118.38 (21)	4.21 (16)	279.88 (32)	70.5 (30)	3.9% (31)	-20 (23)
Cincinnati	18.9 (6)	336.9 (8)	5.21 (8)	88.25 (4)	3.62 (3)	248.69 (23)	51.8 (13)	8.2% (7)	+28 (8)
Cleveland	18.1 (4)	312.2 (4)	4.86 (3)	106.44 (11)	4.11 (14)	205.75 (3)	36.3 (1)	9.7% (1)	+6 (14)
Denver	23.4 (21)	339.8 (10)	5.44 (18)	112.00 (16)	4.51 (27)	227.81 (11)	62.7 (21)	7.1% (15)	+7 (12)
Houston	27.6 (31)	377.1 (30)	5.99 (29)	112.69 (17)	4.28 (22)	264.38 (30)	67.6 (27)	7.1% (16)	-50 (28)
Indianapolis	21.5 (12)	359.3 (22)	5.39 (15)	116.31 (20)	4.24 (18)	243.00 (20)	47.6 (8)	3.3% (32)	-11 (21)
Jacksonville	21.1 (9)	366.1 (23)	5.24 (9)	141.56 (32)	4.53 (28)	224.50 (8)	50.5 (10)	5.3% (27)	-41 (26)
Kansas City	22.0 (15)	355.1 (19)	5.81 (25)	103.12 (8)	4.21 (17)	251.94 (26)	63.0 (22)	5.0% (28)	+29 (7)
Miami	22.1 (T16)	305.2 (3)	4.74 (2)	79.75 (2)	3.66 (4)	225.44 (9)	46.6 (7)	6.4% (21)	+98 (2)
New England	17.6 (3)	300.9 (2)	4.89 (4)	69.31 (1)	3.17 (1)	231.62 (13)	44.0 (4)	7.1% (17)	+40 (5)
New York	21.8 (T13)	346.4 (15)	5.26 (10)	119.94 (23)	4.27 (20)	226.44 (10)	45.5 (6)	7.3% (12)	+40 (6)
Oakland	19.2 (7)	348.2 (16)	5.17 (6)	105.06 (10)	4.00 (10)	243.12 (21)	38.1 (2)	6.1% (24)	-4 (19)
Pittsburgh	23.1 (19)	342.7 (11)	5.44 (19)	113.38 (18)	4.29 (23)	229.31 (12)	39.3 (3)	7.6% (9)	+64 (3)
San Diego	25.8 (26)	370.8 (26)	5.47 (20)	127.06 (27)	4.07 (12)	243.69 (22)	59.2 (20)	8.3% (5)	-81 (32)
Tennessee	17.6 (2)	330.5 (7)	5.16 (5)	127.25 (28)	4.70 (30)	203.25 (2)	49.0 (9)	8.4% (3)	-12 (22)

SPECIAL TEAMS NUMBERS & (RANK)

	FG%	Opp FG%	Team Net	Opp Net	Team KR	Opp KR	Team PR	Opp PR	Blk'd Punts
Baltimore	87.9% (9)	78.1% (3)	38.30 (28)	39.95 (15)	18.95 (32)	26.14 (26)	10.65 (9)	8.88 (15)	0 (T17)
Buffalo	90.6% (T4)	81.6% (13)	41.31 (6)	39.39 (11)	23.48 (14)	22.78 (13)	13.28 (1)	9.62 (21)	0 (T17)
Cincinnati	85.3% (15)	83.3% (16)	43.22 (3)	40.91 (22)	28.34 (1)	23.12 (14)	9.12 (14)	7.22 (9)	1 (T6)
Cleveland	89.5% (6)	81.1% (9)	39.34 (21)	37.16 (7)	23.33 (17)	19.97 (3)	9.57 (12)	6.47 (4)	2 (T3)
Denver	82.9% (20)	78.6% (6)	37.38 (32)	40.74 (21)	21.76 (24)	32.44 (31)	7.97 (18)	15.54 (32)	0 (T17)
Houston	75.0% (30)	84.6% (T18)	37.49 (30)	40.59 (18)	23.45 (15)	17.54 (1)	5.19 (32)	10.15 (24)	0 (T17)
Indianapolis	78.8% (26)	81.3% (T10)	42.89 (4)	36.04 (2)	27.58 (4)	25.52 (22)	10.98 (7)	7.53 (10)	1 (T6)
Jacksonville	78.1% (28)	85.3% (21)	39.45 (20)	40.56 (17)	21.65 (28)	22.42 (9)	6.70 (28)	7.02 (8)	1 (T6)
Kansas City	86.2% (13)	88.9% (28)	40.33 (11)	39.42 (13)	23.94 (13)	21.42 (6)	9.17 (13)	9.60 (20)	0 (T17)
Miami	82.8% (21)	82.1% (14)	37.43 (31)	41.66 (28)	25.06 (8)	25.86 (24)	7.22 (20)	11.24 (29)	0 (T17)
New England	65.8% (32)	78.3% (4)	39.74 (16)	40.63 (19)	24.48 (10)	27.20 (29)	8.88 (15)	10.37 (25)	0 (T17)
New York	81.8% (23)	87.5% (T25)	37.76 (29)	36.98 (5)	19.14 (31)	24.50 (21)	11.48 (5)	8.68 (14)	0 (T17)
Oakland	85.7% (14)	86.4% (23)	39.58 (18)	41.39 (26)	21.10 (29)	25.98 (25)	6.12 (31)	12.44 (31)	1 (T6)
Pittsburgh	96.8% (1)	78.9% (7)	43.78 (2)	42.82 (32)	28.03 (3)	22.58 (10)	6.93 (26)	5.86 (3)	1 (T6)
San Diego	76.9% (29)	88.6% (27)	40.12 (14)	41.49 (27)	24.02 (12)	23.45 (16)	7.14 (22)	8.92 (16)	0 (T17)
Tennessee	83.3% (T18)	86.5% (24)	41.07 (8)	39.40 (12)	28.04 (2)	23.94 (18)	12.10 (4)	6.55 (6)	0 (T17)

NFC STATS

OFFENSE NUMBERS & (RANK)

	Scoring	Yards/game	Yards/play	Rush ypg	Rush ypc	Pass ypg	QBR	Sack% vs	PPG diff
Arizona	19.4 (24)	319.8 (24)	5.15 (25)	81.75 (31)	3.29 (32)	238.00 (14)	57.3 (16)	4.9% (9)	+0.7 (16)
Atlanta	23.8 (12)	378.2 (8)	5.85 (8)	93.62 (24)	4.03 (21)	284.56 (5)	66.9 (9)	4.9% (8)	-2.2 (24)
Carolina	21.2 (19)	346.7 (16)	5.23 (20)	127.25 (7)	4.30 (13)	219.44 (19)	61.7 (13)	7.7% (21)	-2.2 (23)
Chicago	19.9 (23)	327.1 (21)	5.21 (22)	90.06 (27)	4.06 (19)	237.00 (15)	52.9 (20)	6.7% (18)	-7.7 (27)
Dallas	29.2 (5)	383.6 (7)	6.05 (3)	147.12 (2)	4.63 (3)	236.50 (16)	78.4 (2)	6.3% (16)	+7.2 (5)
Detroit	20.1 (22)	340.8 (19)	5.22 (21)	88.88 (28)	3.59 (29)	251.88 (12)	55.1 (19)	7.5% (20)	+2.4 (13)
Green Bay	30.4 (1)	386.1 (6)	6.17 (1)	119.81 (11)	4.41 (10)	266.31 (8)	81.8 (1)	5.6% (14)	+8.6 (3)
Minnesota	20.3 (20)	315.5 (27)	5.15 (26)	112.75 (14)	4.37 (11)	202.75 (28)	43.9 (23)	9.9% (28)	-1.1 (18)
New Orleans	25.1 (9)	411.4 (1)	6.01 (5)	113.62 (13)	4.48 (9)	297.75 (3)	71.6 (6)	4.6% (6)	-1.4 (20)
NY Giants	23.8 (13)	367.2 (10)	5.41 (15)	100.19 (23)	3.57 (30)	267.00 (7)	70.4 (7)	4.9% (10)	-1.2 (19)
Philadelphia	29.6 (3)	396.8 (5)	5.63 (11)	124.50 (9)	4.20 (15)	272.25 (6)	60.2 (14)	5.2% (11)	+4.6 (8)
San Francisco	19.1 (25)	327.4 (20)	5.19 (23)	136.00 (4)	4.63 (4)	191.44 (30)	55.9 (17)	10.7% (31)	-2.1 (22)
Seattle	24.6 (10)	375.8 (9)	5.89 (6)	172.62 (1)	5.26 (1)	203.12 (27)	62.8 (12)	9.3% (24)	+8.8 (2)
St Louis	20.2 (21)	314.7 (28)	5.26 (19)	102.19 (20)	4.14 (17)	212.50 (23)	37.8 (27)	9.1% (23)	-1.9 (21)
Tampa Bay	17.3 (29)	292.0 (30)	4.99 (29)	85.94 (29)	3.90 (24)	206.06 (25)	42.5 (24)	9.8% (27)	-8.3 (28)
Washington	18.8 (26)	358.6 (13)	5.70 (10)	105.69 (19)	4.22 (14)	252.94 (11)	39.3 (26)	10.6% (30)	-8.6 (29)

DEFENSIVE NUMBERS & (RANK)

	Scoring	Yards/game	Yards/play	Rush ypg	Rush ypc	Pass ypg	QBR	Sack% by	YPG diff
Arizona	23.3 (20)	343.4 (12)	5.34 (12)	121.06 (24)	4.28 (21)	222.31 (6)	51.8 (12)	7.3% (13)	+7 (13)
Atlanta	21.4 (11)	344.7 (14)	5.38 (14)	121.44 (25)	4.32 (24)	223.25 (7)	54.9 (17)	7.7% (8)	-29 (24)
Carolina	19.6 (8)	344.1 (13)	5.33 (11)	104.31 (9)	3.98 (9)	239.81 (17)	51.9 (14)	7.0% (18)	+21 (10)
Chicago	26.5 (28)	384.0 (31)	6.01 (31)	132.81 (29)	4.81 (31)	251.19 (25)	70.6 (31)	6.2% (23)	+27 (9)
Dallas	25.0 (T22)	375.8 (29)	5.97 (28)	135.12 (30)	4.94 (32)	240.62 (18)	56.1 (18)	9.0% (2)	-9 (20)
Detroit	25.1 (24)	327.2 (6)	5.36 (13)	93.06 (5)	3.79 (6)	234.12 (14)	69.6 (29)	8.4% (4)	-1 (18)
Green Bay	28.2 (32)	357.6 (21)	5.50 (22)	119.44 (22)	3.97 (8)	238.12 (16)	63.1 (23)	4.1% (30)	-75 (30)
Minnesota	25.0 (T22)	375.6 (28)	5.40 (16)	110.69 (15)	3.74 (5)	264.88 (31)	54.5 (16)	8.3% (6)	+21 (11)
New Orleans	23.0 (18)	353.4 (18)	5.99 (30)	100.31 (6)	4.36 (25)	253.06 (27)	63.8 (24)	6.1% (25)	+58 (4)
NY Giants	21.8 (T13)	338.3 (9)	5.48 (21)	124.12 (26)	4.53 (29)	214.19 (4)	64.2 (25)	5.0% (29)	+3 (16)
Philadelphia	21.2 (10)	321.4 (5)	5.20 (7)	100.75 (7)	4.01 (11)	220.69 (5)	50.6 (11)	6.5% (20)	+6 (15)
San Francisco	15.9 (1)	267.1 (1)	4.63 (1)	81.50 (3)	3.43 (2)	185.62 (1)	44.6 (5)	7.3% (11)	+109 (1)
Seattle	22.1 (T16)	351.6 (17)	5.60 (24)	110.31 (14)	4.15 (15)	241.31 (19)	56.6 (19)	7.4% (10)	-37 (25)
St Louis	25.6 (25)	368.9 (25)	5.53 (23)	113.69 (19)	3.89 (7)	255.25 (28)	68.9 (28)	6.4% (22)	-77 (31)
Tampa Bay	27.4 (T29)	373.0 (27)	5.43 (17)	137.19 (31)	4.26 (19)	235.81 (15)	65.0 (26)	7.2% (14)	-69 (29)
Washington	27.4 (T29)	357.0 (20)	5.85 (27)	107.62 (12)	4.09 (13)	249.38 (24)	75.8 (32)	6.9% (19)	+2 (17)

SPECIAL TEAMS NUMBERS & (RANK)

	FG%	Opp FG%	Team Net	Opp Net	Team KR	Opp KR	Team PR	Opp PR	Blk'd Punts
Arizona	78.4% (27)	76.5% (2)	39.51 (19)	36.59 (4)	26.39 (6)	26.89 (28)	8.16 (17)	9.69 (22)	3 (2)
Atlanta	74.3% (31)	80.6% (8)	39.22 (22)	37.88 (9)	21.72 (26)	20.68 (4)	11.00 (6)	6.54 (5)	2 (T3)
Carolina	94.6% (2)	78.4% (5)	39.72 (17)	37.09 (6)	22.35 (21)	21.22 (5)	10.51 (10)	9.21 (17)	1 (T6)
Chicago	86.4% (T10)	96.9% (31)	44.09 (1)	41.81 (29)	25.86 (7)	26.38 (27)	7.05 (24)	4.12 (1)	0 (T17)
Dallas	92.3% (3)	93.5% (29)	38.75 (24)	41.04 (25)	23.30 (18)	18.34 (2)	7.72 (19)	10.57 (27)	1 (T6)
Detroit	82.1% (22)	81.3% (T10)	40.24 (13)	42.57 (31)	23.14 (19)	21.76 (7)	6.35 (30)	10.00 (23)	0 (T17)
Green Bay	86.4% (T10)	84.2% (17)	40.25 (12)	39.11 (10)	21.85 (23)	32.52 (32)	7.05 (23)	10.91 (28)	1 (T6)
Minnesota	88.9% (T7)	81.5% (12)	39.80 (15)	35.49 (1)	27.31 (5)	22.75 (12)	12.95 (3)	8.21 (13)	4 (1)
New Orleans	90.6% (T4)	93.8% (30)	38.68 (25)	40.72 (20)	21.66 (27)	23.13 (15)	10.03 (11)	8.19 (12)	0 (T17)
NY Giants	84.6% (16)	82.4% (15)	38.84 (23)	40.54 (16)	22.19 (22)	22.21 (8)	8.83 (16)	10.46 (26)	1 (T6)
Philadelphia	80.6% (24)	100.0% (32)	40.42 (10)	41.03 (24)	24.53 (9)	22.67 (11)	6.49 (29)	9.33 (18)	1 (T6)
San Francisco	83.8% (17)	87.5% (T25)	38.37 (27)	39.51 (14)	21.03 (30)	24.07 (19)	7.00 (25)	11.47 (30)	2 (T3)
Seattle	80.0% (25)	86.2% (22)	42.77 (5)	36.11 (3)	24.42 (11)	24.26 (20)	13.03 (2)	6.86 (7)	1 (T6)
St Louis	83.3% (T18)	74.4% (1)	38.53 (26)	37.42 (8)	22.75 (20)	23.46 (17)	10.83 (8)	5.78 (2)	0 (T17)
Tampa Bay	86.4% (T10)	84.6% (T18)	41.21 (7)	42.25 (30)	23.35 (16)	27.58 (30)	6.90 (27)	8.14 (11)	0 (T17)
Washington	88.9% (T7)	84.6% (T18)	40.86 (9)	41.03 (23)	21.75 (25)	25.84 (23)	7.17 (21)	9.45 (19)	0 (T17)

LOGS UPDATED WEEKLY 4 PAGES-128 COLLEGE AND ALL NFL TEAMS All the ATS & SU Results Updated for you! RENEW POWER SWEEP NOW AND ADD 2015 - LOG EDITION

**Add \$10 to cover postage/printing for logs
LOGS are INCLUDED with the download version**

PLAYOFFS							
	DATE	Winning Team	PTS	LINE	SCORE	TOTAL	Losing Team
SUPER BOWL							
	F 1	New England	W	E	28-24	47	Seattle
CONFERENCE CHAMPIONSHIPS							
	J 18	New England	L	-6'	45-7	53	Indianapolis
	J 18	Seattle	L	-8	28-22	46	Green Bay
DIVISIONAL ROUND							
	J 11	Indianapolis	W	+7	24-13	53'	Denver
	J 11	Green Bay	T	-5	26-21	52'	Dallas
	N 16	New England	L	-7	35-31	47'	Baltimore
	J 10	Seattle	W	-11'	31-17	39'	Carolina
WILD CARD ROUND							
	J 4	Indianapolis	L	-3'	26-10	48'	Cincinnati
	J 4	Dallas	W	-7	24-20	48'	Detroit
	J 3	Baltimore	W	+3	30-17	44'	Pittsburgh
	J 3	Carolina	W	-6'	27-16	37'	Arizona

BALTIMORE (SU: 10-6 ATS: 8-8) A						
DATE	OPPONENT	W/L	LINE	SCORE	TOTAL	
S 7	Cincinnati	L	-1	16-23	43'	
S 11	Pittsburgh (Th)	W	+3	26-26	44'	
S 21	at Cleveland	W	-1'	23-21	43'	
S 28	Carolina	W	+3	38-10	42'	
O 5	at Indianapolis	L	+3	13-20	49	O 5
O 12	at Tampa Bay	W	-3'	48-17	44'	
O 19	Atlanta	W	-6'	29-17	50'	
O 26	at Cincinnati	L	-2	24-27	44'	
N 2	at Pittsburgh (N)	L	-1	23-43	47'	
N 9	Tennessee	W	-10	21-7	44'	
N 16	at New Orleans (M)	W	+3	34-27	51'	
N 30	San Diego	L	-6'	33-34	45'	
D 7	at Miami	W	+3	28-13	44'	
D 14	Jacksonville	L	-14	20-12	44'	
D 21	at Houston	L	-6'	13-25	42'	
D 28	Cleveland	L	-14	20-10	40	

CLEVELAND (SU: 7-9 ATS: 9-6-1) G						
DATE	OPPONENT	W/L	LINE	SCORE	TOTAL	
S 7	at Pittsburgh	W	+5	27-30	41'	
S 14	New Orleans	W	+6	26-24	49'	
S 21	Baltimore	L	+1'	21-23	43'	
S 28	BYE WEEK					
O 5	at Tennessee	W	+1	29-28	44	O 5
O 12	Pittsburgh	W	-1'	31-10	46'	
O 19	at Jacksonville	L	-4	6-24	44'	
O 26	Oakland	W	-6	23-13	44'	
N 2	Tampa Bay	L	-6	22-17	44'	
N 9	at Cincinnati (Th)	W	+6	24-13	44'	
N 16	at Houston	L	-3'	7-23	42	N 16
N 23	at Atlanta	W	+3	26-24	48	
N 30	at Buffalo	L	+3	10-26	41'	
D 7	Indianapolis	W	+3	24-25	49'	
D 14	Cincinnati	L	-2	0-30	43'	
D 21	at Carolina	T	+4	13-17	40	
D 28	at Baltimore	W	+14	10-20	40	

HOUSTON (SU: 9-7 ATS: 9-6-1) G						
DATE	OPPONENT	W/L	LINE	SCORE	TOTAL	
S 7	at Washington	W	+3	17-6	43	
S 14	at Oakland	W	-1	30-14	40	
S 21	at NY Giants	W	-1	17-30	41'	
S 28	Buffalo	W	+3	23-17	43'	
O 5	at Dallas OT	W	+6	17-20	47'	
O 9	Indianapolis (Th)	L	+2	28-33	46'	
O 20	at Pittsburgh (M)	L	+3	23-30	44'	
O 26	at Tennessee	W	+3	30-16	42	O 26
N 2	Philadelphia	L	+2	21-31	48	N 2
N 9	BYE WEEK					
N 16	at Cleveland	W	+3	23-7	42	
N 23	Cincinnati	L	-2	13-22	44	
N 30	Tennessee	W	-7	45-21	43	
D 7	at Jacksonville	W	+6	27-13	41'	
D 14	at Indianapolis	T	+7	10-17	49	
D 21	Baltimore	W	+6	25-13	42	
D 28	Jacksonville	L	-8	21-17	38	

MINNESOTA (SU: 7-9 ATS: 10-6) A						
DATE	OPPONENT	W/L	LINE	SCORE	TOTAL	
S 7	at St Louis	W	+2	34-6	43	
S 14	New England	L	+3	7-30	49	
S 21	at New Orleans	L	+3	9-29	49'	
S 28	Atlanta	W	+3	41-28	47'	
O 2	at Green Bay (Th)	L	+9	10-42	46'	
O 12	Detroit	L	-1	3-17	43'	
O 19	at Buffalo	W	+5	16-17	43'	
O 26	at Tampa Bay OT	W	-2	19-13	43	O 26
N 2	Washington	W	-1	29-26	44	N 2
N 9	BYE WEEK					
N 16	at Chicago	L	+1'	13-21	46'	
N 23	Green Bay	W	+7	21-24	49	
N 30	Carolina	W	-2	31-13	41	
D 7	NY Jets OT	W	-5	30-24	40	
D 14	at Detroit	L	+4	14-16	42	
D 21	at Miami	W	+4	35-37	42	
D 28	Chicago	L	-7	13-9	47	

OAKLAND (SU: 3-13 ATS: 8-9) G						
DATE	OPPONENT	W/L	LINE	SCORE	TOTAL	
S 7	at NY Jets	W	+3	14-17	48	
S 14	Houston	L	+3	14-30	40	
S 21	at New England	W	+14	9-16	47	
S 28	at Miami	L	+3	14-38	41	
O 5	BYE WEEK					
O 12	San Diego	W	+7	28-31	44'	
O 19	Arizona	L	+3	13-24	45'	
O 26	at Cleveland	L	+6	13-23	44	O 26
N 2	at Seattle	W	+13	24-30	43'	
N 9	Denver	W	+11'	17-41	50'	
N 16	at San Diego	W	+10	6-13	45	
N 23	Kansas City	W	+7	24-20	42	
N 30	at St Louis	L	+6	0-52	42'	
D 7	San Francisco	W	+8	24-13	41'	
D 14	at Kansas City	L	+10	13-31	41'	
D 21	Buffalo	W	+6	26-24	41	
D 28	at Denver	L	+14	14-47	48	

SAN FRANCISCO (SU: 8-8 ATS: 6-10) G						
DATE	OPPONENT	W/L	LINE	SCORE	TOTAL	
S 7	at Dallas	W	-3'	28-17	49'	
S 14	Chicago (N)	L	-7	20-28	47	
S 21	at Arizona	L	-3	14-23	42	
S 28	Philadelphia	W	+4	26-21	48'	
O 5	Kansas City	W	-4	22-17	44	O 5
O 13	at St Louis (M)	W	+3	31-17	43'	
O 19	at Denver (N)	L	+6	17-42	48'	
O 26	BYE WEEK					
N 2	St Louis	L	-10	10-13	44	N 2
N 9	at New Orleans OT	W	+5	27-24	49	
N 16	at NY Giants	W	+3	16-10	44	
N 23	Washington	L	-9	17-13	43	
N 27	Seattle (Th)	L	-1	9-19	39	
D 7	at Oakland	L	-13	24-41	41'	
D 14	at Seattle	L	+9	7-17	38	
D 20	San Diego (S)	L	-1	35-38	42'	
D 28	Arizona	L	-6'	20-17	37'	

BUFFALO (SU: 9-7 ATS: 9-7) A						
DATE	OPPONENT	W/L	LINE	SCORE	TOTAL	
S 7	at Chicago OT	W	+6	23-20	47	
S 14	Miami	W	-1	29-10	42'	
S 21	San Diego	L	-2	10-22	45'	
S 28	at Houston	L	+3	17-23	43'	
O 5	at Detroit	W	+5	17-14	43	O 5
O 12	New England	L	-1	22-37	44'	
O 19	Minnesota	L	-5	17-16	43'	
O 26	at NY Jets	W	+3	43-23	40	O 26
N 2	BYE WEEK					
N 9	at Kansas City	L	-1	13-17	42	
N 16	at Miami (Th)	L	+5	9-22	42	
N 23	NY Jets (M)	W	-2	3-8	42	
N 30	Cleveland	W	+3	26-10	41	
D 7	at Denver	W	+10	17-24	46'	
D 14	Green Bay	W	+3	21-13	49	
D 21	at Oakland	L	-6	24-26	41	
D 28	at New England	W	+5	17-19	44	

DALLAS (SU: 12-4 ATS: 10-6) A						
DATE	OPPONENT	W/L	LINE	SCORE	TOTAL	
S 7	San Francisco	L	+3	17-28	49'	
S 14	at Tennessee	W	+3	26-10	49	
S 21	at St Louis	W	-1'	34-31	45	
S 28	New Orleans (N)	W	+3	38-17	54	
O 5	Houston OT	L	-6	20-17	47	O 5
O 12	at Seattle	W	+8	30-23	46'	
O 19	NY Giants	W	-4	31-21	47	
O 27	Washington (M) OT	L	-9	17-20	49	
N 2	Arizona	L	-1	17-28	45	N 2
N 9	at Jacksonville	W	-7	31-17	45	
N 16	BYE WEEK					
N 23	at NY Giants	L	-4	31-28	48	
N 30	Philadelphia (Th)	L	-3	10-33	55'	
D 7	at Chicago (Th)	W	-3	41-28	51	
D 14	at Philadelphia	W	+3	38-27	54'	
D 21	Indianapolis	W	+3	42-7	54'	
D 28	at Washington	W	-6	44-17	48	

INDIANAPOLIS (SU: 11-5 ATS: 10-5-1) A						
DATE	OPPONENT	W/L	LINE	SCORE	TOTAL	
S 7	at Denver (N)	W	+7	24-31	54	
S 15	Philadelphia (M)	L	-3	17-30	53	
S 21	at Jacksonville	W	+6	44-17	45'	
S 28	Tennessee	W	-7	41-17	45'	
O 5	Baltimore	W	-3	20-13	49	O 5
O 9	at Houston (Th)	W	-2	33-28	46'	
O 19	Cincinnati	W	-3	27-10	50'	
O 26	at Pittsburgh	L	-3	34-51	48	O 26
N 2	at NY Giants	W	-3	40-24	50	N 2
N 9	BYE WEEK					
N 16	New England	L	+3	20-42	57	
N 23	Jacksonville	W	-13	23-3	49	
N 30	Washington	W	-8	49-27	49'	
D 7	at Cleveland	L	-3	25-24	49'	
D 14	Houston	T	-7	17-10	49	
D 21	at Dallas	L	+3	7-42	54'	
D 28	at Tennessee	W	-7	27-10	46	

NEW ENGLAND (SU: 12-4 ATS: 9-7) A						
DATE	OPPONENT	W/L	LINE	SCORE	TOTAL	
S 7	at Miami	L	-3	20-33	46	
S 14	at Minnesota	W	-3	30-16	49	
S 21	at Oakland	W	+14	16-9	47	
S 28	at Kansas City (M)	L	-2	14-41	46	
O 5	Cincinnati (M)	W	+2	43-17	46	O 5
O 12	at Buffalo	W	+1	37-22	44'	
O 19	NY Jets (Th)	L	-9	27-25	44'	
O 26	Chicago	W	-5	51-23	51	O 26
N 2	Denver	W	+3	43-21	51	N 2
N 9	BYE WEEK					
N 16	at Indianapolis	W	-3	42-20	57	
N 23	Detroit	W	-7	34-9	47	
N 30	at Green Bay	L	+3	21-26	57	
D 7	at San Diego	W	-3	23-14	52	
D 14	at St Louis	W	+9	41-13	49	
D 21	at NY Jets	L	-9	17-16	47	
D 28	Buffalo	L	-5	9-17	44	

PHILADELPHIA (SU: 10-6 ATS: 9-7) G						
DATE	OPPONENT	W/L	LINE	SCORE	TOTAL	
S 7	at Jacksonville	L	-10	34-17	48	
S 15	at Indianapolis (M)	W	+3	30-27	53	
S 21	at Washington	L	-4	37-34	49	
S 28	at San Francisco	L	+4	21-26	48	
O 5	St Louis	W	-4	34-28	48	O 5
O 12	NY Giants (N)	W	-2	27-0	49'	
O 19	BYE WEEK					
O 26	at Arizona	L	+1	20-24	48'	
N 2	at Houston	W	-2	31-21	48	N 2
N 10	Carolina (M)	W	-7	45-21	48	
N 16	at Green Bay	L	+4	20-53	54	
N 23	Tennessee	W	+11'	43-24	49	
N 30	at Dallas (Th)	W	-1	14-24	47'	
D 7	Dallas	L	-3	27-38	54'	
D 14	at Washington (S)	L	-8	24-27	50	
D 20	at NY Giants					

PRO STATISTICS 2014 NFL TEAM RANKINGS

AFC	SU	DIV SU	PPG	YPG	ATS	O/U	TTL OFF	RUSH OFF	PASS YPC OFF	PCT	SKS VS	TTL DEF	RUSH DEF	RUSH YPC DEF	PASS DEF	PCT	SKS BY	TO	
New England	12-4	4-2	9.7	21.3	9-7	9-7	11	17	3.9	9	64.4	5	13	9	4.0	17	59.6	14	+10
Buffalo	9-7	4-2	3.4	6.3	9-7	3-13	26	25	3.7	18	62.7	18	4	12	4.1	3	60.3	1	+7
Miami	8-8	3-3	0.9	6.3	7-9	8-8	14	12	4.7	17	66.2	23	12	24	4.3	5	62.9	17	+4
NY Jets	4-12	1-5	-7.4	-0.6	6-9-1	7-9	22	3	4.5	32	57.6	23	6	5	3.8	14	64.1	6	-11
Pittsburgh	11-5	4-2	4.3	57.7	9-7	9-7	2	16	4.1	2	67.2	16	18	7	4.3	25	64.5	26	0
Cincinnati	10-5-1	3-3	1.3	-11.3	8-7-1	6-10	15	6	4.4	21	64.2	3	22	20	4.2	20	60.0	32	-1
Baltimore	10-6	3-3	6.7	27.9	8-8	7-9	12	8	4.5	13	62.0	2	8	4	3.6	23	64.2	2	+2
Cleveland	7-9	2-4	-2.4	-41.5	9-6-1	5-11	23	18	3.6	20	54.8	9	23	32	4.5	8	57.1	27	+6
Indianapolis	11-5	6-0	5.6	64.1	10-5-1	9-7	3	22	3.9	1	62.0	8	11	18	4.3	12	59.0	11	-5
Houston	9-7	4-2	4.1	-3.6	9-6-1	8-8	17	5	3.9	24	60.8	4	16	10	4.0	21	58.7	20	+12
Jacksonville	3-13	1-5	-10.2	-81.1	6-9-1	8-8	31	21	4.3	31	58.3	32	26	27	4.1	22	65.6	6	-6
Tennessee	2-14	1-5	-11.5	-69.3	3-13	6-10	29	27	4.1	23	58.3	26	27	31	4.3	15	63.7	17	-10
Denver	12-4	6-0	8.0	97.7	8-8	10-6	4	15	4.0	4	65.7	1	3	2	3.7	9	62.1	11	+5
Kansas City	9-7	3-3	4.5	-11.4	10-6	5-11	25	11	4.5	29	64.9	26	7	28	4.7	2	58.3	5	-3
San Diego	9-7	2-4	0.0	3.3	7-9	7-9	18	30	3.4	10	66.2	17	9	26	4.5	4	61.1	29	-5
Oakland	3-13	1-5	-12.4	-75.4	8-8	10-6	32	32	3.7	26	58.0	6	21	22	4.0	16	63.8	31	-15
NFC																			
Dallas	12-4	4-2	7.2	27.3	10-6	9-6-1	7	2	4.6	16	68.9	13	19	8	4.2	27	66.5	28	+7
Philadelphia	10-6	4-2	4.6	21.3	9-7	11-5	5	9	4.2	7	62.0	15	28	15	3.7	30	58.4	3	-9
NY Giants	6-10	2-4	-1.3	-8.6	7-9	10-6	10	23	3.6	8	63.1	9	29	30	4.9	18	62.1	4	-2
Washington	4-12	2-4	-8.6	2.9	5-11	8-8	13	19	4.2	11	66.5	31	20	11	3.9	24	66.5	20	-12
Green Bay	12-4	5-1	8.6	39.8	9-6-1	11-5	6	10	4.4	6	65.1	9	15	23	4.3	10	59.0	11	+14
Detroit	11-5	5-1	2.4	40.2	7-8-1	5-11	19	28	3.6	12	60.4	22	2	1	3.2	13	64.7	8	+7
Minnesota	7-9	1-5	-1.1	-29.2	10-6	6-10	27	14	4.4	28	62.3	28	14	25	4.3	7	66.2	9	-1
Chicago	5-11	1-5	-7.7	-49.9	7-9	8-8	21	26	4.1	15	65.0	19	30	17	4.3	31	66.8	17	-5
Carolina	7-8-1	4-2	-1.8	6.7	8-7-1	8-8	16	7	4.3	19	60.0	21	10	16	4.5	11	64.8	14	+3
New Orleans	7-9	3-3	-1.4	27.4	5-10-1	10-6	1	13	4.5	3	69.2	9	31	29	4.8	26	62.5	25	-13
Atlanta	6-10	5-1	-2.3	-20.1	7-9	6-10	8	24	4.0	5	66.1	13	32	21	4.2	32	63.4	30	+5
Tampa Bay	2-14	0-6	-8.3	-76.8	7-9	4-12	30	29	3.9	25	56.7	29	25	19	3.9	28	68.6	23	-8
Seattle	12-4	5-1	8.8	108.8	10-6	8-8	9	1	5.3	27	63.2	19	1	3	3.4	1	61.8	9	+10
Arizona	11-5	3-3	0.7	-48.4	11-5	5-10-1	24	31	3.3	14	56.3	7	24	13	4.4	29	63.0	23	+8
San Francisco	8-8	2-4	-2.1	6.0	6-10	4-12	20	4	4.6	30	59.8	29	5	6	4.0	6	58.9	22	+7
St Louis	6-10	2-4	-1.9	-37.5	6-10	8-8	28	20	4.1	22	63.6	23	17	14	4.2	19	68.0	14	-2

WEEK #1 MATCHUPS

	SU	ATS	O/U	TO's	Ttl	OFFENSE		DEFENSE			SACK%	
						Sc	Ypp	Ttl	Sc	Ypp	Off	Def
Pittsburgh Steelers	11-5	9-7	9-7	0	2	7	15.1 (12)	18	18	15.4 (16)	5.4% (13)	6.1% (24)
New England Patriots	12-4	9-7	9-7	+10	11	4	12.5 (1)	13	8	17.6 (5)	4.3% (3)	7.0% (19)
Green Bay Packers	12-4	9-6-1	11-5	+14	6	1	12.7 (2)	15	13	15.9 (13)	5.6% (14)	7.3% (12)
Chicago Bears	5-11	7-9	8-8	-5	21	23	16.4 (21)	30	31	13.6 (28)	6.9% (19)	7.1% (16)
Houston Texans	9-7	9-6-1	8-8	+12	17	14	14.8 (10)	16	7	18.1 (3)	5.2% (12)	6.0% (26)
Kansas City Chiefs	9-7	10-6	5-11	-3	25	16	14.5 (9)	7	2	18.8 (2)	10.1% (29)	8.4% (3)
Cleveland Browns	7-9	9-6-1	5-11	+6	23	27	17.4 (27)	23	9	17.4 (6)	6.0% (15)	5.1% (27)
NY Jets	4-12	6-9-1	7-9	-11	22	28	18.5 (29)	6	24	13.1 (30)	9.4% (25)	8.4% (5)
Indianapolis Colts	11-5	10-5-1	9-7	-5	3	6	14.2 (6)	11	20	14.9 (21)	4.4% (5)	7.5% (10)
Buffalo Bills	9-7	9-7	3-13	+7	26	18	14.9 (11)	4	4	17.3 (7)	6.7% (18)	9.5% (1)
Miami Dolphins	8-8	7-9	8-8	+4	14	11	14.4 (8)	12	21	14.7 (23)	7.9% (22)	7.3% (14)
Washington Redskins	4-12	5-11	8-8	-12	13	26	19.1 (31)	20	29	13.0 (31)	10.6% (30)	7.1% (17)
Carolina Panthers	7-8-1	8-7-1	8-8	+3	16	19	16.4 (20)	10	18	14.8 (22)	7.9% (21)	7.1% (18)
Jacksonville Jaguars	3-13	6-9-1	8-8	-6	31	32	18.6 (30)	26	26	14.4 (25)	12.7% (32)	8.3% (6)
Seattle Seahawks	12-4	10-6	8-8	+10	9	10	15.3 (14)	1	1	16.8 (9)	9.3% (24)	8.3% (8)
St Louis Rams	6-10	6-10	8-8	-2	28	21	15.5 (16)	17	16	15.9 (14)	9.1% (23)	7.4% (11)
New Orleans Saints	7-9	5-10-1	10-6	-13	1	9	16.4 (22)	31	28	14.5 (24)	4.6% (6)	6.2% (22)
Arizona Cardinals	11-5	11-5	5-10-1	+8	24	24	16.5 (23)	24	5	19.7 (1)	4.9% (9)	6.0% (25)
Detroit Lions	11-5	7-8-1	5-11	+7	19	22	17.0 (25)	2	3	17.1 (8)	7.5% (20)	7.3% (13)
San Diego Chargers	9-7	7-9	7-9	-5	18	17	15.7 (18)	9	13	15.6 (15)	6.4% (16)	5.0% (29)
Tennessee Titans	2-14	3-13	6-10	-10	29	30	19.1 (32)	27	29	13.6 (29)	9.7% (26)	7.2% (15)
Tampa Bay Buccaneers	2-14	7-9	4-12	-8	30	29	16.9 (24)	25	25	14.4 (26)	9.8% (27)	6.2% (23)
Cincinnati Bengals	10-5-1	8-7-1	6-10	-1	15	15	15.3 (13)	22	12	16.7 (10)	4.6% (7)	3.3% (32)
Oakland Raiders	3-13	8-8	10-6	-15	32	31	17.8 (28)	21	32	12.7 (32)	4.3% (4)	4.1% (30)
Baltimore Ravens	10-6	8-8	7-9	+2	12	8	14.3 (7)	8	6	17.9 (4)	3.4% (2)	8.4% (4)
Denver Broncos	12-4	8-8	10-6	+5	4	2	13.4 (4)	3	16	13.8 (27)	2.8% (1)	6.4% (21)
NY Giants	6-10	7-9	10-6	-2	10	13	15.5 (15)	29	22	15.0 (19)	4.9% (10)	9.0% (2)
Dallas Cowboys	12-4	10-6	9-6-1	+7	7	5	13.1 (3)	19	15	16.1 (11)	6.5% (17)	5.0% (28)
Philadelphia Eagles	10-6	9-7	11-5	-9	5	3	13.4 (5)	28	22	15.0 (20)	5.1% (11)	8.3% (7)
Atlanta Falcons	6-10	7-9	6-10	+5	8	12	15.9 (19)	32	27	15.3 (17)	4.9% (8)	4.1% (31)
Minnesota Vikings	7-9	10-6	6-10	-1	27	20	15.5 (17)	14	11	16.1 (12)	9.9% (28)	7.9% (9)
San Francisco 49ers	8-8	6-10	4-12	+7	20	25	17.1 (26)	5	10	15.1 (18)	10.7% (31)	6.5% (20)

ARIZONA		
DATE	OPPONENT	OPEN LINE
S 13	New Orleans Saints	-2
S 20	at Chicago Bears	-1
S 27	San Francisco 49ers	-2
O 4	St Louis Rams	-3
O 11	at Detroit Lions	+1
O 18	at Philadelphia Steelers	+2
O 26	Baltimore Ravens (M)	-2
N 1	at Cleveland Browns	-3
BYE WEEK		
N 15	at Seattle Seahawks	+5
N 22	Cincinnati Bengals	-3
N 29	San Francisco 49ers	+2
D 6	at St Louis Rams	+1
D 10	Minnesota Vikings	-5
D 20	at Philadelphia Eagles	+1
D 27	Green Bay Packers	E
J 3	Seattle Seahawks	

CINCINNATI		
DATE	OPPONENT	OPEN LINE
S 13	at Oakland Raiders	-3/44
S 20	San Diego Chargers	-3
S 27	at Baltimore Ravens	+3
O 4	Kansas City Chiefs	-3
O 11	Seattle Seahawks	+2
O 18	at Buffalo Bills	-1
BYE WEEK		
N 1	at Pittsburgh Steelers	+3
N 5	Cleveland Browns (Th)	-6
N 16	Houston Texans (M)	-4
N 22	at Arizona Cardinals	+3
N 29	St Louis Rams	-2
D 6	at Cleveland Browns	-2
D 13	Pittsburgh Steelers	-1
D 20	at San Francisco 49ers	+3
D 28	at Denver Broncos (M)	+4
J 3	Baltimore Ravens	

DETROIT		
DATE	OPPONENT	OPEN LINE
S 13	at San Diego Chargers	+1
S 20	at Minnesota Vikings	E
S 27	Denver Broncos	E
O 5	at Seattle Seahawks (M)	+6
O 11	Arizona Cardinals	-1
O 18	Chicago Bears	-5
O 25	Minnesota Vikings	-5
N 1	at Kansas City Chiefs	-1
BYE WEEK		
N 15	at Green Bay Packers	+5
N 22	Oakland Raiders	-8
N 26	Philadelphia Eagles (Th)	-2
D 3	Green Bay Packers (Th)	E
D 13	at St Louis Rams	+1
D 21	at New Orleans Saints (M)	E
D 27	San Francisco 49ers	-1
J 3	at Chicago Bears	

KANSAS CITY		
DATE	OPPONENT	OPEN LINE
S 13	at Houston Texas	+1
S 17	Denver Broncos (Th)	+1
S 28	at Green Bay Packers (M)	+5
O 4	at Cincinnati Bengals	+3
O 11	Chicago Bears	-4
O 18	at Minnesota Vikings	+1
O 25	Pittsburgh Steelers	-1
N 1	Detroit Lions	+1
BYE WEEK		
N 15	at Denver Broncos	+5
N 22	at San Diego Chargers	+2
N 29	at Buffalo Bills	-2
D 6	at Oakland Raiders	-3
D 13	at San Diego Chargers	-2
D 20	at Baltimore Ravens	+3
D 27	Cleveland Browns	-5
J 3	Oakland Raiders	

NY GIANTS		
DATE	OPPONENT	OPEN LINE
S 13	at Dallas Cowboys	+5
S 20	at Atlanta Falcons	-3
S 24	Washington Redskins (Th)	-5
O 4	at Buffalo Bills	+3
O 11	San Francisco 49ers	E
O 19	at Philadelphia Eagles (M)	+4
O 25	Dallas Cowboys	E
N 1	at New Orleans	+2
N 8	at Tampa Bay Buccaneers	-2
N 15	New England Patriots	+1
BYE WEEK		
N 29	at Washington Redskins	-1
D 6	NY Jets	-5
D 14	at Miami Dolphins (M)	+3
D 20	at Carolina Panthers	-2
D 27	at Minnesota Vikings	+1
J 3	Philadelphia Eagles	

ST LOUIS		
DATE	OPPONENT	OPEN LINE
S 13	Seattle Seahawks	+3
S 20	at Washington Redskins	-2
S 27	Pittsburgh Steelers	-1
O 4	at Arizona Cardinals	+3
O 11	at Green Bay Packers	+5
BYE WEEK		
O 25	Cleveland Browns	-6
N 1	San Francisco 49ers	E
N 8	at Minnesota Vikings	-1
N 15	Chicago Bears	-4
N 22	at Baltimore Ravens	+3
N 29	at Cincinnati Bengals	+2
D 6	Arizona Cardinals	-1
D 13	Detroit Lions	-1
D 17	at Tampa Bay Buccaneers (Th)	-8
D 27	at Seattle Seahawks	+6
J 3	at San Francisco	

TENNESSEE		
DATE	OPPONENT	OPEN LINE
S 13	at Tampa Bay Buccaneers	+3
S 20	at Cleveland Browns	+4
S 27	Indianapolis Colts	+5
BYE WEEK		
O 11	Buffalo Bills	+3
O 18	Miami Dolphins	+3
O 25	Atlanta Falcons	+1
N 1	at Houston Texans	+7
N 8	at New Orleans Saints	+7
N 15	Carolina Panthers	+2
N 19	at Jacksonville Jaguars (Th)	+1
N 29	Oakland Raiders	-2
D 6	at Jacksonville Jaguars	-3
D 13	at NY Jets	+4
D 20	at New England Patriots	+10
D 27	at Houston	+2
J 3	at Indianapolis	

ATLANTA		
DATE	OPPONENT	OPEN LINE
S 14	Philadelphia Eagles (M)	+1
S 20	at NY Giants	+3
S 27	at Dallas Cowboys	+5
O 4	Houston Texans	-1
O 11	Washington Redskins	-3
O 15	at New Orleans Saints (Th)	+3
O 25	at Tennessee Titans	-1
N 1	at Tampa Bay Buccaneers	-5
N 8	at San Francisco 49ers	+6
BYE WEEK		
N 22	Indianapolis Colts	+2
N 29	San Francisco 49ers	-1
D 6	at Tampa Bay Buccaneers	-1
D 13	at Carolina Panthers	+3
D 20	at Jacksonville Jaguars	-2
D 27	Carolina Panthers	-1
J 3	New Orleans Saints	

CHICAGO		
DATE	OPPONENT	OPEN LINE
S 13	Green Bay Packers	+4
S 20	Arizona Cardinals	+9
S 27	at Seattle Seahawks	+1
O 4	Oakland Raiders	-6
O 11	at Kansas City Chiefs	+4
O 18	at Detroit Lions	+5
BYE WEEK		
N 1	Minnesota Vikings	-2
N 9	at San Diego Chargers (M)	+4
N 15	at St Louis Rams	+4
N 22	Denver Broncos	+2
N 26	at Green Bay Packers (Th)	+7
D 6	San Francisco 49ers	+1
D 13	Washington Redskins	-4
D 20	at Minnesota Vikings	+2
D 27	at Tampa Bay Buccaneers	-1
J 3	Detroit Lions	

GREEN BAY		
DATE	OPPONENT	OPEN LINE
S 13	at Chicago Bears	-4/51
S 20	Seattle Seahawks	-1
S 28	Kansas City Chiefs (M)	-5
O 4	at San Francisco 49ers	E
O 11	St Louis Rams	-5
O 18	San Diego Chargers	-5
BYE WEEK		
N 1	at Denver Broncos	+1
N 8	at Carolina Panthers	-2
N 15	at Detroit Lions	-5
N 22	at Minnesota Vikings	-3
N 26	Chicago Bears (Th)	-7
D 3	at Detroit Lions (Th)	E
D 13	Dallas Cowboys	-4
D 20	at Oakland Raiders	-7
D 27	at Arizona Cardinals	E
J 3	Minnesota Vikings	

MIAMI		
DATE	OPPONENT	OPEN LINE
S 13	at Washington Redskins	-2
S 20	at Jacksonville Jaguars	-4
S 27	Buffalo Bills	-2
O 4	NY Jets	-3
O 11	BYE WEEK	
O 18	at Tennessee Titans	-3
O 25	Houston Texans	-3
O 29	at New England Patriots (Th)	+5
N 8	at Buffalo Bills	+2
N 15	at Philadelphia Eagles	+3
N 22	Dallas Cowboys	-1
N 29	at NY Jets	-1
D 6	Baltimore Ravens	E
D 14	NY Giants (M)	-3
D 20	at San Diego Chargers	+3
D 27	Indianapolis Colts	E
J 3	New England Patriots	

NY JETS		
DATE	OPPONENT	OPEN LINE
S 13	Cleveland Browns	-2
S 20	at Indianapolis Colts (M)	+7
S 27	Philadelphia Eagles	+2
O 4	Miami Dolphins	+3
BYE WEEK		
O 18	Washington Redskins	-2
O 25	at New England Patriots	+8
N 1	at Oakland Raiders	E
N 8	at Jacksonville Jaguars	-5
N 12	Buffalo Bills (Th)	+1
N 22	at Houston Texans	+5
N 29	Miami Dolphins	+1
D 6	at NY Giants	+5
D 13	Tennessee Titans	-4
D 19	at Dallas Cowboys (S)	+7
D 20	at New England Patriots	+4
D 27	at Buffalo Bills	
J 3	Buffalo Bills	

SAN DIEGO		
DATE	OPPONENT	OPEN LINE
S 13	Detroit Lions	-1
S 20	at Cincinnati Bengals	+3
S 27	at Minnesota Vikings	E
O 4	Cleveland Browns	-6
O 12	Pittsburgh Steelers (M)	-1
O 18	at Green Bay Packers	+5
O 25	Oakland Raiders	-8
N 1	at Baltimore Ravens	+3
N 9	at Chicago Bears (M)	-4
BYE WEEK		
N 22	Kansas City Chiefs	-2
N 29	at Jacksonville Jaguars	-4
D 6	Denver Broncos	E
D 13	at Kansas City Chiefs	+2
D 20	Miami Dolphins	-3
D 24	at Oakland Raiders (Th)	-3
J 3	at Denver Broncos	

WASHINGTON		
DATE	OPPONENT	OPEN LINE
S 13	Miami Dolphins	+2
S 20	St Louis Rams	+2
S 24	at NY Giants (Th)	+5
O 4	Philadelphia Eagles	+3
O 11	at Atlanta	+2
O 18	at NY Jets	+2
O 25	Tampa Bay Buccaneers	-4
BYE WEEK		
N 8	at New England Patriots	+8
N 15	New Orleans Saints	E
N 22	at Carolina Panthers	+5
N 29	NY Giants	+1
D 6	Dallas Cowboys (M)	+3
D 13	Chicago Bears	+4
D 20	Buffalo Bills	+1
D 26	Philadelphia Eagles (S)	+7
J 3	at Dallas Cowboys	

BALTIMORE		
DATE	OPPONENT	OPEN LINE
S 13	at Denver Broncos	+4
S 20	at Oakland Raiders	-5
S 27	Cincinnati Bengals	-3
O 1	at Pittsburgh Steelers (Th)	+2
O 11	Cleveland Browns	-7
O 18	at San Francisco 49ers	+2
O 26	at Arizona Cardinals (M)	+2
N 1	San Diego Chargers	-3
BYE WEEK		
N 15	Jacksonville Jaguars	-10
N 22	St Louis Rams	-3
N 30	at Cleveland Browns (M)	-3
D 6	at Miami Dolphins	+1
D 13	Seattle Seahawks	+1
D 20	Kansas City Chiefs	-3
D 27	Pittsburgh Steelers	-2
J 3	at Cincinnati Bengals	

CLEVELAND		
DATE	OPPONENT	OPEN LINE
S 13	NY Jets	+2
S 20	Tennessee Titans	-4
S 27	Oakland Raiders	-2
O 4	at San Diego Chargers	+6
O 11	at Baltimore Ravens	+7
O 18	Denver Broncos	+4
O 25	at St Louis Rams	+6
N 1	Arizona Cardinals	+3
N 5	at Cincinnati Bengals (Th)	+6
N 15	at Pittsburgh Steelers	+7
BYE WEEK		
N 30	Baltimore Ravens (M)	+3
D 6	Cincinnati Bengals	+2
D 13	San Francisco 49ers	+2
D 20	at Seattle Seahawks	+10
D 27	at Kansas City Chiefs	+5
J 3	Pittsburgh Steelers	

HOUSTON		
DATE	OPPONENT	OPEN LINE
S 13	Kansas City Chiefs	-1
S 20	at Carolina Panthers	+2
S 27	Tampa Bay Buccaneers	-6
O 4	at Atlanta Falcons	+1
O 8	Indianapolis Colts (Th)	E
O 18	at Jacksonville Jaguars	-3
O 25	at Miami Dolphins	+3
N 1	Tennessee Titans	-7
BYE WEEK		
N 16	at Cincinnati Bengals (M)	+4
N 22	NY Jets	-5
N 29	New Orleans Saints	-2
D 6	at Buffalo Bills	+3
D 13	New England Patriots	+1
D 20	at Indianapolis Colts	+5
D 27	at Tennessee Titans	-2
J 3	Jacksonville Jaguars	

MINNESOTA		
DATE	OPPONENT	OPEN LINE
S 14	at San Francisco 49ers (M)	+4
S 20	Detroit Lions	E
S 27	San Diego Chargers	E
O 4	at Denver Broncos	+7
O 11	BYE WEEK	
O 18	Kansas City Chiefs	-1
O 25	at Detroit Lions	+5
N 1	at Chicago Bears	+2
N 8	St Louis Rams	+2
N 15	at Oakland Raiders	+3
N 22	Green Bay Packers	-3
N 29	at Atlanta Falcons	+1
D 6	at Seattle Seahawks	+4
D 10	at Arizona Cardinals	+5
D 20	Chicago Bears	-2
D 27	NY Giants	-2
J 3	at Green Bay Packers	

OAKLAND		
DATE	OPPONENT	OPEN LINE
S 13	Cincinnati Bengals	+3
S 20	Baltimore Ravens	+3
S 27	at Cleveland Browns	-4
O 4	at Chicago Bears	+6
O 11	Denver Broncos	+6
BYE WEEK		
O 25	at San Diego Chargers	+8
N 1	NY Jets	E
N 8	at Pittsburgh	+9
N 15	Minnesota Vikings	+1
N 22	at Detroit Lions	+8
N 29	at Tennessee Titans	+2
D 6	Kansas City Chiefs	+3
D 13	Denver Broncos	+10
D 20	Green Bay Packers	+7
D 24	San Diego Chargers (Th)	+3
J 3	at Kansas City Chiefs	

SAN FRANCISCO		
DATE	OPPONENT	OPEN LINE
S 14	Minnesota Vikings (M)	-4
S 20	at Pittsburgh Steelers	+2
S 27	at Arizona Cardinals	+2
O 4	Green Bay Packers	E
O 11	at NY Giants	E
O 18	Baltimore Ravens	-2
O 22	Seattle Seahawks (Th)	+1
N 1	at St Louis Rams	+1
N 8	Atlanta Falcons	-6
BYE WEEK		
N 22	at Seattle Seahawks	+5
N 29	Arizona Cardinals	-2
D 6	at Chicago Bears	-1
D 13	at Cleveland Browns	-2
D 20	Cincinnati Bengals	-3
D 27	at Detroit Lions	+1
J 3	at St Louis Rams	

BUFFALO		
DATE	OPPONENT	OPEN LINE
S 13	Indianapolis Colts	+1
S 20	New England Patriots	+2
S 27	at Miami Dolphins	+1
O 4	NY Giants	-3
O 11	at Tennessee Titans	-3
O 18	Cincinnati Bengals	-6
O 25	at Jacksonville Jaguars	-1
BYE WEEK		
N 8	Miami Dolphins	-2
N 12	at NY Jets (Th)	-1
N 23	at New England Patriots (M)	+5
N 29	at Kansas City Chiefs	+2
D 6	Tennessee Titans	-3
D 13	Philadelphia Eagles	+3
D 20	at Washington Redskins	-1
D 27	Dallas Cowboys	-1
J 3	NY Jets	

DALLAS		
DATE	OPPONENT	OPEN LINE
S 13	NY Giants	-5
S 20	at Philadelphia Eagles	+5
S 27	Atlanta Falcons	-2
O 4	at New Orleans Saints	E
O 11	at New England Patriots	E
BYE WEEK		
O 25	at NY Giants	E
N 1	Seattle Seahawks	+1
N 8	Philadelphia Eagles	-2
N 15	at Tampa Bay Buccaneers	-4
N 22	at Miami Dolphins	-1
N 26	Carolina Panthers (Th)	+4
D 7	at Washington Redskins (M)	-3
D 13	at Green Bay Packers	-4
D 19	NY Jets (S)	-7
D 27	at Buffalo Bills	+1
J 3	Washington Redskins	

INDIANAPOLIS		
DATE	OPPONENT	OPEN LINE
S 13	at Buffalo Bills	-1/47
S 21	NY Jets (M)	-7
S 27	at Tennessee Titans	-5
O 4	at Jacksonville Jaguars	-10
O 8	at Houston Texans (Th)	E
O 18	New England Patriots	-1
O 25	New Orleans Saints	-5
N 2		

Northcoast Sports 33 years in business

One phone number: 800-654-3448

If your question isn't answered, please call



HOW YOU CAN EXPECT TO BE TREATED

With Honesty: Every day throughout the FB season the previous days results are recapped on Button #9 of the NCSports Compline.

With Integrity - 33 YEARS IN BUSINESS - ONE Phone Number!

With Respect - Every caller regardless if your asking a question or signing up as a full season Executive Club member gets treated with the same regard everyone deserves.

While Teaching- Never play more than you can afford to lose, there is NOTHING called a lock and money management is vital. If you have a question please do call and ask.

Power Sweep (1 of our 2 newsletters) Write-ups on every game, Logs, ATS #'s and rankings with 5-7 ★ rated College plays plus the Underdog Play of the week and 3 to 4 ★ rated NFL games plus 2-5 ★ rated NFL Over/Unders. These ★ rated plays are written a week in advance and while we never go against them much can change in the course of a week. A star rated newsletter play IS NEVER as strong as a ★ rated Late Phone play (unless it has the same Late Phone ★ rating).

Power Plays (1 of our 2 newsletters) Power Plays is a statcal newsletter with a projected box score for each game. We put star ratings on those games that we agree with the computer and there are 8-10 4★ per issue with up to three 4.5 ★'s as well. DO NOT always agree with the projections but will never go against a star rated play. A star rated newsletter play IS NEVER as strong as a ★ rated Late Phone play (unless it has the same Late Phone ★ rating).

Our Comp-Line & Comp Plays (see pg 10 for records)

1-347-677-1700: There are AT LEAST TEN FREE PLAYS WEEKLY during the football season. Button #3 has the NC Sports (NCS) Underdog Play. The main question we get asked is why should I pay for your service when your free plays do so well? The answer is that by receiving these free plays you also hear our specials for the week and KNOW, not hear after the fact, that EACH AND EVERY RECORD we give out is 100% ACCURATE.

What is the Private Play Hotline The PPH selections are discounted plays based on conferences as well as grouping of NFL plays, the Big Dogs and other favorites. You always get at least 2 plays on each call for just \$9 with the exception of the Marquees.

What are your BEST Plays?

While we're sure you heard of the Exec Club and perhaps the month of Exec service, weekly Exec, weekly Late Phones, College Totals or the NFL Late Phones, THEY ALL ARE THE SAME PLAYS!!! WE HAVE ONLY ONE SET OF ★ RATED PLAYS. We rate them 2★ to 5★ with plays rated 3★'s & higher considered Late Phones, being those we have monitored and advertise. Weaker then Late phone plays are Top Opinions which were games in the mix to be late phone plays but missed out. Next are regular opinions followed by Had-to-pick'ems. We suggest ONE UNIT PER STAR so your average wager should be divided by 4 with one unit played on each. For example if you normally play \$20 per game that would equate to \$5/★. A 3★ would be \$15, a 4★ \$20 and a 5★ \$25! We suggest that if you desire to play top opinions it should be for one unit and regular opinions or HTP only if you must. That's the max - DO NOT bet 3, 4 or 5 times your normal wager and there is never a LOCK or SURE THING.

What is the VIP Debit System & does it cost to sign up for a code? The VIP Debit system can be accessed by phone (800-654-3448) or online @ ncsports.com (Debit login - top tool bar). It allows you to purchase Marquees, Private Play Hotline selections, the Midweek TD Club, and every ★ Rated Late Phone Play we release. Packages offered thru the office are always cheaper but if you are looking for just a few selections it's right for you. If you've ever been a Power Sweep Sub you probably have one and if not it takes just a minute to get one. Funds can be added through our office or at NCSports.com

Will the Midweek TD club be back? Absolutely. While the record was incredible LY please remember that the TD Club was made for those who were already Power Sweep and Power Play subscribers. By taking the ★ rated plays from both newsletters and adding in the TD club those are the plays we have in the mix to be Late Phone Plays for the weekend.

What are Marquee's and how strong are they? With the exception of Saturday, Marquee's are isolated TV games. When you purchase a Marquee, be it a regular Marquee, a Marquee Play of the Week or a Marquee Game of the Month it should only be played for one unit. Every game is rated as a ★, Top or regular opinion or HTP (see Exec's) and should be played accordingly. If you purchase a Marquee it can have ANY of the above ratings which are ONLY released to Exec members.

Does A 4★ Newsletter Play equal a 4★ LP play? ★ Rated Newsletter Plays. A lot changes in a week so after writing the Newsletters things may occur that we like the play much less or it may be a late phone play.

Is a Marquee Game of the Month equal a to a College FB Game of the Month?

Marquees DO NOT HAVE A RATING. A Marquee Game of Month means we believe it will be the best Marquee that month. It may be a star rated Late Phone play of perhaps a top opinion SO NEVER play a marquee for more then one unit. Exec members do hear the rating as well as the Marquee.

Some comps have hit over 70% over multiple year is it worth several units?

COMPS are just like Newsletter Plays. We liked them when they were released and by the weekend they could be a Late Phone play, but more often then not they end up being top opinions.

REMEMBER RULES #1 & #2

1) NEVER BET MORE THAN YOU CAN AFFORD TO LOSE

2) THERE IS NEVER A "LOCK" OR SURE THING

BUFFALO BILLS

GRADE: **B-**

OFFENSE (2014: 9-7) DEFENSE
 ypg: #26 ppg: #18 ypg: #4 ppg: #4

sacks & int's are totals for defense	Pass	Rush	Rec	OL	DL	LB	DB
	st/yds	st/yds	st/yds	st/gms	st/tkl/sk	st/tkl	st/tkl/int
added TY	3/425	19/1346	22/955	13/14	0/1/0	-	-
lost from LY	12/3018	5/314	12/664	16/32	-/1.5	13/71	13/58/3
NET FOR TY	-9/-2593	+14/+1032	+7/+291	-3/-18	0/+1/-1.5	-13/-71	-13/-58/-3
Draft Choices	-	#5	#6,7	#3	-	#6	#2

QUARTERBACK	GP/GS	Com-Att	Yds	Pct	Td-Int
Kyle Orton (RET)	12/12	287-447	3018	64.2%	18-10
Matt Cassell (MIN)	3/3	41-71	425	57.7%	3-4
Tyrod Taylor (BAL)		0-0	0	0.0%	0-0

Offense: The departures on offense are minimal while the Bills made some nice upgrades on the offensive side of the ball with the trade for QB Cassel, the FA signing of WR Harvin and the blockbuster trade that saw Eagles RB McCoy head North to Buffalo. If Cassel stays healthy, this offense will see vast improvement. **Grade: UP**

Defense: The biggest loss on the BUF defense comes from a player that didn't see a down a season ago in Kiko Alonso (traded for McCoy) who was the heart of the BUF D in '13 but missed all of '14 w/inj. The Bills strengthened their already great secondary (#3 LY) with the 2nd Rnd selection of CB Darby and with the addition of the defensive-minded Ryan, BUF appears to be headed for another fine finish. **Grade: UP**

Overview: The addition of HC Rex Ryan makes the Buffalo Bills an immediate conversation for most football fans. Ryan's change of venue along with his polarizing personality and talent on the roster have us believing that the Bills are ready make a push for the AFC East crown.

RUSHING	GP/GS	Att	Yds	Ypc	Td
CJ Spiller (NO)	9/5	78	300	3.8	0
Kyle Orton (RET)	qb	15	14	0.9	1
LeSean McCoy (PHI)	16/16	312	1319	4.2	5
Jerome Felton (MIN)	16/3	4	27	6.8	0
Karlos Williams - RB	5-155	Florida St			

RECEIVING	GP/GS	Rec	Yds	Ypc	Td
Scott Chandler (FA)	16/5	47	497	10.6	3
CJ Spiller (NO)	rb	19	125	6.6	1
Lee Smith (OAK)	14/10	7	42	6.0	1
Charles Clay (MIA)	14/14	58	605	10.4	3
Percy Harvin (NYJ)	8/8	29	350	12.1	1
Nick O'Leary - TE	6-194	Florida St			
Dezmin Lewis - WR	7-234	Central Arkansas			

OFFENSIVE LINE	GP/GS	Att	Yds	Ypc	Td
Erik Pears (SF)	G	16/16			
Chris Hairston (SD)	T	16/0			
Mike McGlynn (KC)	G	14/13			
Richie Incogniti (FA)	T	0/0			
John Miller	G	3-81	Louisville		

DEFENSE	GP/GS	Tkl's	Sk-tfl	Int
Da'Norris Searey-DB (TEN)	15/13	58	0.5-1	3
Brandon Spikes-LB (NE)	16/10	54	1-6	0
Keith Rivers-LB (DAL)	12/3	16	0-1	0
Larry Dean-LB (TB)	13/0	1	0-0	0
Alex Carrington-DL (STL)	8/0	1	0-0	0
Ronald Darby - DB	2-50	Florida St		
Tony Steward - LB	6-188	Clemson		

AFC EAST

NEW ENGLAND PATRIOTS

GRADE: **C-**

OFFENSE (2014: 12-4) DEFENSE
 ypg: #11 ppg: #4 ypg: #13 ppg: #8

sacks & int's are totals for defense	Pass	Rush	Rec	OL	DL	LB	DB
	st/yds	st/yds	st/yds	st/gms	st/tkl/sk	st/tkl	st/tkl/int
added TY	-	1/32	10/792	-	-/1-4	5/49	21/114/3
lost from LY	-	11/731	6/467	-	16/48/6	8/50	33/121/6
NET FOR TY	-	-10/-699	+4/+335	-	-16/-48/-2	-3/-1	-12/-71/-3
Draft Choices	-	-	#6	#4,4,5	#1,3,4	#6	#2

QUARTERBACK - none	GP/GS	Att	Yds	Ypc	Td
Shane Vereen (NYG)	16/6	96	391	4.1	2
Stevan Ridley (NYJ)	6/5	94	340	3.6	2
Travis Cadet (NO)	15/1	10	32	3.2	0

Offense: While the length of Brady's susp is still in question at the time of print, the bigger question is who will be running the ball for the Pats as both Ridley and Vereen depart. NE did add some help on the OL but this offense as a whole is a big ?. **Grade: DOWN**

Defense: The Patriots spent their 1st four DC's on the defensive side of the ball which was a good thing considering the amount of FA's that they lost on the unit (Revis, Browner, Wilfork, etc). While the additions are solid, it may be a year or two until they get to the level needed to be a factor on a weekly basis. **Grade: DOWN**

Overview: While the defending Super Bowl Champion Patriots are clearly still the favorite to win the AFC East, they are also the only team in the AFC to be graded DOWN in BOTH offense and defense which could cost them in playoff time, especially if they are forced to go on the road for more than a game or so.

RUSHING	GP/GS	Att	Yds	Ypc	Td
Shane Vereen (NYG)	16/6	52	447	8.6	3
Stevan Ridley (NYJ)	rb	4	20	5.0	0
Scott Chandler (BUF)	16/5	47	497	10.6	3
Brandon Gibson (MIA)	14/5	29	295	10.2	1
A.J. Derby - TE	6-202	Arkansas			

RECEIVING	GP/GS	Rec	Yds	Ypc	Td
Shane Vereen (NYG)	16/6	52	447	8.6	3
Stevan Ridley (NYJ)	rb	4	20	5.0	0
Scott Chandler (BUF)	16/5	47	497	10.6	3
Brandon Gibson (MIA)	14/5	29	295	10.2	1
A.J. Derby - TE	6-202	Arkansas			

OFFENSIVE LINE	GP/GS	Att	Yds	Ypc	Td
Tre' Jackson	G	4-111	Florida St		
Shaq Mason	C	4-131	Georgia Tech		
Joe Cardona	C	5-166	Navy		

DEFENSE	GP/GS	Tkl's	Sk-tfl	Int
Darrelle Revis-DB (NYJ)	16/16	47	0-2	2
Vince Wilfork-DL (HOU)	16/16	47	0-2	1
Kyle Arrington-DB (BAL)	14/4	34	1-1	0
Brandon Browner-DB (NO)	9/9	25	0-1	1
Jonathan Casillas-LB (NYG)	8/3	22	0-1	0
Akeem Ayers-LB (STL)	9/4	17	4-6	1
Alfonzo Dennard-DB (ARZ)	6/4	15	0-2	1
Deontae Skinner-LB (FA)	7/1	11	1-1	0
Michael Buchanan-DL (FA)	3/0	1	0-0	0
Bradley Fletcher-DB (PHI)	15/15	58	0-1	1
Robert McClain-DB (ATL)	16/6	56	1-2	2
Jabaal Sheard-LB (CLE)	16/5	44	2-4	0
Jonathan Freeny-LB (MIA)	12/0	5	1-1	0
Malcom Brown - DT	1-32	Texas		
Jordan Richards - DB	2-64	Stanford		
Geneo Grissom - DE	3-97	Oklahoma		
Trey Flowers - DE	4-101	Arkansas		
Matthew Wells - LB	6-178	Miss St		
Darryl Roberts - DB	7-247	Marshall		
Xzavier Dickson - LB	7-253	Alabama		

MIAMI DOLPHINS

GRADE: **C**

OFFENSE (2014: 8-8) DEFENSE
 ypg: #14 ppg: #11 ypg: #12 ppg: #20

sacks & int's are totals for defense	Pass	Rush	Rec	OL	DL	LB	DB
	st/yds	st/yds	st/yds	st/gms	st/tkl/sk	st/tkl	st/tkl/int
added TY	-	-	29/2097	22/46	16/53/8.5	1/5	-
lost from LY	-	-	51/2236	16/34	32/70/7.5	11/91	25/102/2
NET FOR TY	-	-	-22/+139	+6/+12	-16/-17/+1	-10/-86	-25/-102/-2
Draft Choices	-	-	#1,5	#4	#2	-	#5,5

QUARTERBACK	GP/GS	Co-Att	Yds	Pct	Td-Int
Josh Freeman (FA)	0/0	0-0	0	0.0%	0-0

Offense: MIA parted ways with 4 of their top 5 receivers a season ago but the additions appear to be just as strong as they used their #1 pick on WR DeVante Parker while also adding WR's Greg Jennings & Kenny Stills along with TE Jordan Cameron via FA. QB Ryan Tannehill still has plenty of weapons at his disposal for 2015. **Grade: EVEN**

Defense: While the Dolphins did make the biggest FA splash with the signing of Ndamukong Suh, the unit as a whole does lose a good portion of their starting talent from a season ago. Suh is one of the most dominating players in the game today and MIA fans will be holding their breath in hopes that his very lucrative contract (\$60 million guaranteed) will translate into many more All-Pro seasons. **Grade: EVEN**

Overview: The losses that the Dolphins endured in the offseason have been canceled out with plenty of solid FA acquisitions along with a few starters and solid depth in 2015 via the Draft. While NE's offseason hasn't been impressive, the rest of the AFC East's was, making this division one of the more intriguing stories in the year.

RUSHING - none	GP/GS	Rec	Yds	Ypc	Td
Mike Wallace (MIN)	16/16	67	862	12.9	10
Charles Clay (BUF)	14/14	58	605	10.4	3
Brian Hartline (CLE)	16/16	39	474	12.2	2
Brandon Gibson (NE)	14/5	29	295	10.2	1
Kenny Stills (NO)	15/7	63	931	14.8	3
Greg Jennings (MIN)	16/13	59	742	12.6	6
Jordan Cameron (CLE)	10/9	24	424	17.7	2
DeVante Parker - WR	1-14	Louisville			
Tony Lippett - WR	5-156	Michigan St			

OFFENSIVE LINE	GP/GS	Att	Yds	Ypc	Td
Daryn Colledge (ret)	G	13/13			
Shelley Smith (DEN)	G	11/3			
Nate Garner (FA)	G	10/0			
JD Walton (NYG)	C	16/16			
Jeff Linkenbach (KC)	G	16/3			
Jacques McClendon (JAX)	C	13/3			
Donald Hawkins (DAL)	G	1/0			
Jamil Douglas	G	4-114	Arizona St		

DEFENSE	GP/GS	Tkl's	Sk-Tfl	Int
Jimmy Wilson-DB (SD)	14/13	57	0-0	0
Philip Wheeler-LB (SF)	15/4	46	0-3	0
Cortland Finnegan-DB (ret)	12/12	44	0-1	1
Jared Tusnik-LB (CAR)	16/6	38	0-3	0
Jason Odrick-DL (JAX)	16/16	29	1-3	1
Randy Starks-DL (FA)	15/15	28	4-5-6	0
Dion Jordan-DL (Susp)	10/1	13	1-1	0
Jonathan Freeny-LB (NE)	12/0	5	1-1	0
Dannell Ellerbe-LB (NO)	1/1	2	0-0	0
Lowell Rose-DB (SD)	5/0	1	0-0	0
Ndamukong Suh-DL (DET)	16/16	53	8.5-21	0
Spencer Paysinger-LB (NYG)	15/1	5	0-0	0
Jordan Phillips - DT	2-52	Oklahoma		
Bobby McCain - DB	5-145	Memphis		
Cedric Thompson - DB	5-150	Minnesota		

NY JETS ('14: 4-12)

GRADE: **A**

OFFENSE (2014: 4-12) DEFENSE
 ypg: #22 ppg: #28 ypg: #6 ppg: #24

sacks & int's are totals for defense	Pass	Rush	Rec	OL	DL	LB	DB
	st/yds	st/yds	st/yds	st/gms	st/tkl/sk	st/tkl	st/tkl/int
added TY	12/2483	10/633	14/751	13/15	4/23/1	8/52	64/238/11
lost from LY	0/39	0/110	10/517	-	0/12/2	-	4/43/1
NET FOR TY	+12/+2444	+10/+523	+4/+234	+13/+15	+4/+11/-1	+8/+52	+60/+195/+10
Draft Choices	-	#5	-	#4	#2	-	#5,5

QUARTERBACK	GP/GS	Com-Att	Yds	Pct	Td-Int
Matt Simms (FA)	1/0	3-8	39	37.5%	0-0
Ryan Fitzpatrick (HOU)	12/12	197-312	2483	63.1%	17-8
Bryce Petty	4-103	Baylor			

Offense: While new HC Todd Bowles is very defensive-oriented, the strides that the Jets made on the offensive side this off season are impressive with the signings of WR Brandon Marshall, RB's Stevan Ridley & Zac Stacey as well as James Carpenter to help re-stock the OL. Ryan Fitzpatrick gives the Jets a veteran presence behind Geno Smith while NY also brings in Bryce Petty to compete in the future. **Grade: UP**

Defense: While there is a lot of comings-and-goings on the Jets defense TY, the fortunate thing for NY is that the additions are a ton more talented than the subtractions as they bring in the likes of Antonio Cromartie, Marcus Gilchrist and Darrelle Revis to the secondary alone. The biggest impact could be felt on the DL however with Leonard Williams falling back to them with the 6th overall pick. **Grade: UP**

Overview: The Jets got themselves a big off season victory with quality FA additions along with a very solid draft. The talent is here for HC Bowles to win immediately and NY now has one of the premiere secondaries in all of the NFL at their disposal.

RUSHING	GP/GS	Att	Yds	Ypc	Td
Percy Harvin (FA)	wr	22	110	5.0	0
Stevan Ridley (NE)	6/5	94	340	3.6	2
Zac Stacey (STL)	13/5	76	293	3.9	1
Jay Ajayi - RB	5-149	Boise St			

RECEIVING	GP/GS	Rec	Yds	Ypc	Td
Percy Harvin (BUF)	8/8	29	350	12.1	1
Greg Salas (DET)	10/2	8	167	20.9	0
Brandon Marshall (CHI)	13/13	61	721	11.8	8
DeVier Posey (HOU)	1/1	1	30	30.0	0
Kellen Davis (DET)	0/0	0	0	0.0	0

OFFENSIVE LINE	GP/GS	Att	Yds	Ypc	Td
James Carpenter (SEA)	G	13/13			
James Brewer (NYG)	G	2/0			
Jamil Douglas	G	4-114	Arizona State		

DEFENSE	GP/GS	Tkl's	Sk-tfl	Int
Phillip Adams-DB (ATL)	12/4	23	0-0	1
Kyle Wilson-DB (NO)	16/0	20	1-2	0
Kenrick Ellis-DL (NYG)	14/0	12	1-1	0
Marcus Gilchrist-DB (SD)	16/16	76	1-7	1
Buster Skrine-DB (CLE)	16/16	66	0-4	4
Antonio Cromartie-DB (ARZ)	16/16	49	0-3	3
Darrelle Revis-DB (NE)	16/16	47	0-2	2
Jamari Lattimore-LB (GB)	11/5	35	0-0	1
Joe Mays-LB (KC)	8/3	17	0-1	0
Kevin Vickerson-DL (KC)	15/1	12	0-3	0
Stephen Bowen-DL (WAS)	8/3	11	0-0	0
Curtis Brown-DB (FA)	0/0	0	0-0	0
Erin Henderson (MIN)	0/0	0	0-0	0

BALTIMORE RAVENS

GRADE: **C+**

OFFENSE (2014: 10-6)

DEFENSE

ypg: #12 ppg: #8

ypg: #8 ppg: #6

sacks & int's are totals for defense	Pass	Rush	Rec	OL	DL	LB	DB
	st/yds	st/yds	st/yds	st/gms	st/tkl/sk	st/tkl	st/tkl/int
added TY	-	-	-	-	-/1	-	20/118/2
lost from LY	-	2/363	29/1334	0/8	12/32/9.5	0/27	14/53/3
NET FOR TY	-	-2/-363	-29/-1334	0/-8	-12/-32/-8.5	0/-27	+6/+65/-1
Draft Choices	-	#4	#1,2,5,6	#5	#4,4	-	-

QUARTERBACK

RUSHING	GP/GS	Att	Yds	Ypc	Td
Bernard Pierce (JAX)	13/2	93	366	3.9	2
Tyrod Taylor-QB (BUF)	1/0	4	-3	-0.8	0
Javorius Allen - RB	4-125	USC			

RECEIVING	GP/GS	Rec	Yds	Ypc	Td
Torrey Smith (SF)	16/16	49	767	15.7	11
Owen Daniels (DEN)	15/13	48	527	11.0	4
Phillip Supernaw (TEN)	6/0	2	27	13.5	0
Bernard Pierce (FA)	RB	2	13	6.5	0

Breshad Perriman - WR	1-26	UCF
Maxx Williams - TE	2-55	Minnesota
Nick Boyle - TE	5-171	Delaware
Darren Waller - WR	6-204	Georgia Tech

OFFENSIVE LINE	GP/GS	
Gino Gradkowski (DEN) C	8/0	
Robert Myers	G 5-176	Tennessee St

DEFENSE	GP/GS	Tkl's	Sk-tfl	Int
Darian Stewart-DB (DEN)	16/14	53	0-1	1
Haloti Ngata-DL (DET)	12/12	32	2-2	2
Pernell McPhee-LB (CHI)	16/0	27	7.5-11	0
Kendrick Lewis-DB (HOU)	16/16	84	0-4	2
Kyle Arrington-DB (NE)	14/4	34	1-1	0
Carl Davis - DT	3-90		Iowa	
Za Darius Smith - DE	4-122		Kentucky	
Tray Walker - DB	4-136		Texas Southern	

Offense: While the Ravens suffered some big losses in free agency at the WR and TE positions, they restocked those groups through the Draft which in turn cleared up some cap space to re-sign RB Forsett.

Grade: EVEN
Defense: The Ravens do lose yet another big piece of a defense that won the SB a few yrs back as Haloti Ngata moves on to DET. The remainder of the additions and deletions balance out however and you can be almost assured that BAL will again boast a solid defensive unit.

Grade: EVEN
Overview: Much like how the Steelers handle their personnel, BAL doesn't panic if things don't go as planned the ssn prior as GM Newsome remains one of the best at this position. In a very competitive division that saw all but CLE reach the postssn a year ago, BAL is just as talented as LY's 10-6 squad.

CINCINNATI BENGALS

GRADE: **C**

OFFENSE (2014: 10-5-1)

DEFENSE

ypg: #15 ppg: #15

ypg: #22 ppg: #12

sacks & int's are totals for defense	Pass	Rush	Rec	OL	DL	LB	DB
	st/yds	st/yds	st/yds	st/gms	st/tkl/sk	st/tkl	st/tkl/int
added TY	0/0	-	2/115	-	15/52/4.5	13/89	1/3/1
lost from LY	-	-	2/21	11/29	-/1	-	11/74/1
NET FOR TY	-	-	0/+94	-11/-29	+15/+52/+3.5	+13/+89	-10/-71/0
Draft Choices	-	-	#3,5,7	#1,2	#4,4	#3	#6

QUARTERBACK	GP/GS	Com-Att	Yds	Pct	Ypa	Td-Int	Qbr
Josh Johnson (SF)	0/0	0-0	0	0.0%	0.0	0-0	0.0

RUSHING	GP/GS	Rec	Yds	Ypc	Long	Td
none						

RECEIVING	GP/GS	Rec	Yds	Ypc	Long	Td
Kevin Brock (FA)	14/2	5	21	4.2	10	0
Denarius Moore (OAK)	10/2	12	115	9.6	28	0
Tyler Kroft - TE	3-85		Rutgers			
C.J. Uzomah - TE	5-157		Auburn			
Mario Alford - WR	7-238		West Virginia			

OFFENSIVE LINE	GP/GS	
Mike Pollak (FA)	G 14/6	
Marshall Newhouse (NYG)	T 15/5	
Cedric Ogbuehi	T 1-21	Texas A&M
Jake Fisher	T 2-53	Oregon

DEFENSE	GP/GS	Tkl's	Sk-tfl	Int
Terrence Newman-DB (MIN)	13/13	71	0-0	1
Taylor Mays-DB (MIN)	16/0	3	1-1	0
AJ Hawk-LB (GB)	16/13	89	0.5-1	0
Michael Johnson-DL (TB)	14/13	27	4-5	0
Pat Sims-DL (OAK)	16/2	25	0-1	0
Brandon Ghee-DB (TEN)	6/1	3	0-0	1
Paul Dawson - LB	3-99		TCU	
Josh Shaw - DB	4-120		USC	
Marcus Hardison - DE	4-135		Arizona St	
Derron Smith - DB	6-197		Fresno St	

Offense: Judging by the way the Bengals handled their 1st two rounds of the 2015 Draft, they appear dedicated to developing a consistent running game for Hill and Bernard with the selections of OL's Ogbuehi and Fisher. QB Dalton also has his fair share of receiving options with WR's Green & Sanu along with a healthy TE Eifert returning.

Grade: EVEN
Defense: Surprisingly the Bengals didn't give much attention to fixing their #22 defense of a ssn ago with just a few FA signees along with some mid round draft choices, a decision that could cost them in a very competitive AFC North.

Grade: DOWN
Overview: After yet another defeat in the 1st Rnd of the playoffs the Bengals have now failed to win a postssn game since 1990. With 3 of the 4 AFC North squads reaching the playoffs LY, CIN may be hard-pressed in getting to the postssn again in '15.

AFC NORTH

CLEVELAND BROWNS

GRADE: **D+**

OFFENSE (2014: 7-9)

DEFENSE

ypg: #23 ppg: #27

ypg: #23 ppg: #9

sacks & int's are totals for defense	Pass	Rush	Rec	OL	DL	LB	DB
	st/yds	st/yds	st/yds	st/gms	st/tkl/sk	st/tkl	st/tkl/int
added TY	11/2206	-	31/1228	0/5	7/28/4.5	-	16/70/3
lost from LY	13/3326	15/374	20/1067	8/22	11/28/3	5/44	16/64/4
NET FOR TY	-2/-1120	-15/374	+11/+161	-8/-17	-4/0/+1.5	-5/-44	0/+6/-1
Draft Choices	-	#3	#4,6,6	#1	#1,2,3	#7	##4,6,7

QUARTERBACK	GP/GS	Com-Att	Yds	Pct	Td-Int
Brian Hoyer (HOU)	14/13	242-438	3326	55.3%	12-13
Josh McCown (TB)	11/11	184-327	2206	56.3%	11-14
Thaddeus Lewis (HOU)	0/0	0-0	0	0%	0-0

RUSHING	GP/GS	Att	Yds	Ypc	Td
Ben Tate (Min)	8/6	106	333	3.1	4
Brian Hoyer (HOU)	QB	24	39	1.6	0
Ray Agnew (DAL)	12/9	2	2	1.0	0
Duke Johnson - RB	3-77		Miami (FL)		

RECEIVING	GP/GS	Rec	Yds	Ypc	Td
Miles Austin (PHI)	12/11	47	568	12.1	2
Jordan Cameron (MIA)	10/9	24	424	17.7	2
Ben Tate (MIN)	rb	9	60	6.7	0
Ray Agnew (DAL)	rb	3	15	5.0	0

Dwayne Bowe (KC)	15/15	60	754	12.6	0
Brian Hartline (MIA)	16/16	39	474	12.2	2
Vince Mayle - WR	4-123		Washington St		
Malcolm Johnson - TE	6-195		Mississippi St		
Randall Telfer - TE	6-198		USC		

OFFENSIVE LINE	GP/GS	
Nick McDonald (FA)	C 8/7	
Paul McQuistan (FA)	G 14/1	
Eric Olsen (TEN)	G 5/0	
Cameron Erving	C 1-19	Florida St

DEFENSE	GP/GS	Tkl's	Sk-tfl	Int
Buster Skrine DB (NYJ)	16/16	66	0-0	4
Jabaal Sheard LB (NE)	16/5	44	2-4	0
Ahyba Rubin-DL (SEA)	13/11	28	1-1	0
Tramon Williams-DB (GB)	16/16	70	0-0	3
Randy Starks-DL (MIA)	15/7	28	4.5-6	0
Danny Shelton - DT	1-12		Washington	
Nate Orchard - DE	2-51		Utah	
Xavier Cooper - DT	3-96		Washington St	
Ibraheim Campbell - DB	4-115		Northwestern	
Charles Gaines - DB	6-189		Louisville	
Hayes Pullard - LB	7-219		USC	
Ifo Ekpre-Olomu - DB	7-241		Oregon	

Offense: The Browns will again be without WR Gordon (another susp) while the QB position consists of a pair of journeymen, an undrafted 2nd yr pro and Johnny Football. CLE does however boast a Top 10 OL that features a pair of All Pro's (Thomas & Mack) and add yet another piece to that group with the drafting of Erving. If the Browns are to have success in '15, it will be with a strong running game.

Grade: EVEN
Defense: After being victimized on the ground for a league-worst 142 ypg, the Browns used the Draft to shore up the middle with the 1st Rnd selection of the 339-lb Danny Shelton as well as a 3rd Rnd DT and FA signee Randy Starks. The team also bolstered their pass rush with the addition of Nate Orchard in the 2nd Rnd.

Grade: EVEN
Overview: While much was made of the disaster 1st Rnd of 2014 that saw the combo of Manziel and Gilbert struggle on and off the field, the rest of that draft proved to be solid. TY's 1st Rnd appears to be much more consistent with the Browns approach of maintaining strength along the line of scrimmage. While QB still appears to be a ?, the Browns are headed in the right direction although the record will likely be somewhat worse.

PITTSBURGH STEELERS

GRADE: **C**

OFFENSE (2014: 11-5)

DEFENSE

ypg: #2 ppg: #7

ypg: #18 ppg: #18

sacks & int's are totals for defense	Pass	Rush	Rec	OL	DL	LB	DB
	st/yds	st/yds	st/yds	st/gms	st/tkl/sk	st/tkl	st/tkl/int
added TY	-	6/219	-	-	-	-	-
lost from LY	-	-	2/198	-	4/17/8.5	16/59	26/102/5
NET FOR TY	-	+6/+219	-2/-195	-	-4/-17/-7.5	-16/-59	-26/-102/-5
Draft Choices	-	-	-	-	-	-	-

QUARTERBACK - none

RUSHING	GP/GS	Att	Yds	Ypc	Td
DeAngelo Williams (CAR)	6/6	62	219	3.5	0

RECEIVING	GP/GS	Rec	Yds	Ypc	Td
Lance Moore (DET)	14/2	14	198	14.1	2
Sammie Coates - WR	3-87		Auburn		
Jesse James - TE	5-160		Penn State		

OFFENSIVE LINE - none

DEFENSE	GP/GS	Tkl's	Sk-tfl	Int
Troy Polamalu-DB (RET)	12/12	61	0-5	0
Jason Worilds-LB (RET)	16/16	59	7.5-10	1
Brice McCain-DB (MIA)	14/9	25	0-0	3
Brett Keisel-DL (FA)	12/4	17	1-1	1
Ike Taylor-DB (RET)	5/5	16	0-0	0
Bud Dupree - LB	1-22		Kentucky	
Senquez Golson - DB	2-56		Mississippi	
Doran Grant - DB	4-121		Ohio State	
Leterrius Walton - DT	6-199		Central Mich	
Anthony Chickillo - DE	6-212		Miami (FL)	
Gerod Holliman - DB	7-239		Louisville	

Offense: The 2013 drafting of RB Bell along with additions of solid WR options in each of the L3Y to go alongside with star Antonio Brown has Roethlisberger in good shape for the upcoming ssn. The only thing missing has been a healthy OL which the Steelers appear have heading into 2015.

Grade: UP
Defense: For the 1st time S/2002 the Steelers will be without S Polamalu (retired). The unit as a whole will also look different as a few other veterans have moved on via FA or retirement. PIT used 3 of their 1st 4 picks to address the D including pass-rushing standout Bud Dupree. Generally PIT limits their FA acquisitions and builds thru the Draft and TY isn't any different.

Grade: EVEN
Overview: The Steelers organization is one of the best in the NFL as they stick to a system and don't overreact from bad ssn. After a solid 2014, PIT should pick up right where they left off for the upcoming ssn as they fight for the AFC North.

HOUSTON TEXANS

GRADE: **B-**

OFFENSE (2014: 9-7) DEFENSE
 ypg: #17 ppg: #14 ypg: #16 ppg: #7

sacks & int's are totals for defense	Pass	Rush	Rec	OL	DL	LB	DB
	st/yds	st/yds	st/yds	st/gms	st/tkl/sk	st/tkl	st/tkl/int
added TY	13/3326	0/172	23/1204	-	18/55/1	-	24/86/5
lost from LY	-14/2938	0/219	16/966	16/16	3/10/4	13/41	28/157/5
NET FOR TY	-1/+388	0/-47	+7/+238	-16/-16	+15/+45/-3	-13/-41	-4/-71/0
Draft Choices	-	#7	#3,5	-	#6	#2,6	#1

QUARTERBACK	GP/GS	Com-Att	Yds	Pct	Td-Int
Ryan Fitzpatrick (NYJ)	12/12	197-312	2483	63.1%	17-8
Case Keenum (STL)	2/2	45-77	435	58.4%	2-2B
Brian Hoyer (CLE)	14/13	242-438	3326	55.3%	22-13

RUSHING	GP/GS	Att	Yds	Ypc	Td
Ryan Fitzpatrick (NYJ)	qb	50	184	3.7	2
Case Keenum (STL)	qb	10	35	3.5	0
Chris Polk (PHI)	14/0	46	172	3.7	4
Kenny Hilliard - RB	7-235	LSU			

RECEIVING	GP/GS	Rec	Yds	Ypc	Td
Andre Johnson (IND)	15/15	85	936	11.0	3
DeVier Posey (NYJ)	1/1	1	30	30.0	0
Nate Washington (TEN)	16/11	40	647	16.2	2
Cecil Shorts (JAX)	13/12	53	557	10.5	1
Jaalen Strong - WR	3-70	Arizona St			
Keith Mumphery - WR	5-175	Michigan St			

OFFENSIVE LINE	GP/GS
Chris Myers (FA)	C 16/16

DEFENSE	GP/GS	Tkl's	Sk-flt	Int
Kendrick Lewis-DB (BAL)	16/16	84	0-4	2
D.J. Swanger-DB (TB)	16/12	73	1-3	2
Brooks Reed-LB (ATL)	16/13	41	3-5	1
Jerrell Powe-DL (WAS)	16/3	10	0-1	0
Rahim Moore-DB (DEN)	16/16	50	0-0	4
Vince Wilfork-DL (NE)	16/16	47	0-2	1
Stevie Brown-DB (NYG)	16/8	36	1-2	0
Brandon Deaderick-DL (NO)	13/2	8	0-0	0
Kevin Johnson - DB	1-16	Wake Forest		
Benardrick McKinney - LB	2-43	Mississippi St		
Reshard Cliett - LB	6-211	USF		
Christian Covington - DT	6-216	Rice		

Offense: While the Ryan Fitzpatrick project didn't necessarily work out a season ago, the jury is still out on Mallett and Savage while added to the QB race is Hoyer from CLE. The biggest loss to the unit is WR Andre Johnson but they do add a pair of FA's along with a nice pick of WR Strong who slipped to the 3rd round. The Texans went from a 19-22 ratio in '13 to a 22-13 mark LY. With another yr under HC O'Brien and some added talent at the position, HOU could improve again.

Grade: UP
Defense: The Texans actually improved their record by 7 games despite getting just 4 gms out of their #1 overall pick Clowney. HOU again went to the defensive side of the ball to start the draft over the 1st two Rnds along with a pair of solid FA upgrades. If the Texans are able get anything out of Clowney in his 2nd season, they will be stronger.

Grade: UP
Overview: The Texans had the best turnaround in the NFL a ssn ago going from 2-14 to 9-7 and nearly earning a playoff berth. With added talent to both sides of the ball, HOU has a chance to reach the 10-win plateau in an extremely weak AFC South.

INDIANAPOLIS COLTS

GRADE: **B+**

OFFENSE (2014: 11-5) DEFENSE
 ypg: #3 ppg: #6 ypg: #11 ppg: #19

sacks & int's are totals for defense	Pass	Rush	Rec	OL	DL	LB	DB
	st/yds	st/yds	st/yds	st/gms	st/tkl/sk	st/tkl	st/tkl/int
added TY	-	16/1106	15/1054	8/8	4/25/9.5	23/96	16/84/2
lost from LY	-	12/519	6/642	6/19	29/63/11	0/11	15/102/1
NET FOR TY	-	+4/+587	+9/+412	+2/-11	-25/-38/-1.5	+23/+85	+1/-18/+1
Draft Choices	-	#6	#1	#7	#3,5	-	#3,4

QUARTERBACK - none	GP/GS	Att	Yds	Ypc	Td
Trent Richardson (OAK)	15/12	159	519	3.3	3
Frank Gore (SF)	16/16	255	1106	4.3	4
Josh Robinson - RB	6-205	Mississippi St			

RECEIVING	GP/GS	Rec	Yds	Ypc	Td
Hakeem Nicks (TEN)	16/6	38	405	10.7	4
Trent Richardson (OAK)	rb	27	229	8.5	0
Josh Cribbs (FA)	6/0	1	8	8.0	0
Andre Johnson (HOU)	15/15	85	936	11.0	3
Vincent Brown (OAK)	7/0	12	118	9.8	0
Phillip Dorsett - WR	1-29	Miami (FL)			

OFFENSIVE LINE	GP/GS
A.S. Shipley (ARZ)	G 15/5
Xavier Nixon (WAS)	T 4/1
Todd Herremans (PHI)	G 8/8
Denzell Goode	T 7-255

DEFENSE	GP/GS	Tkl's	Sk-flt	Int
LaRon Landry-DB (FA)	11/6	46	2.5-5	0
Cory Redding-DL (ARZ)	16/16	35	3.5-6	0
Sergio Brown-DB (JAX)	15/8	32	1-2	0
Ricky Jean Francois-DL (WAS)	16/13	28	3-7	0
Josh Gordy-DB (NYG)	16/1	24	0-0	1
Andrew Jackson-LB (FA)	13/0	6	1-2	0
Shaun Phillips-LB (FA)	5/0	5	0-0	0
Dwight Lowery-DB (ATL)	16/15	79	1-1	2
Trent Cole-LB (PHI)	15/15	52	6.5-8	0
Nate Irving-LB (DEN)	8/8	44	1-6	0
Kendall Langford-DE (STL)	16/4	25	1-1	0
Chance Casey-DB (SD)	2/1	5	0-0	0
D'Jour Smith - DB	3-65	Florida Atl		
Henry Anderson - DE	3-93	Stanford		
Clayton Geathers - DB	4-109	UCF		
David Parry - DT	5-151	Stanford		
Amarlo Herrera - LB	6-207	Georgia		

Offense: The Colts have the best young QB in the game today and after struggling to run the ball a ssn ago (#22, 101 ypg), IND took to FA to help solve the problem with the signing of veteran RB Gore from SF. The Colts also added Andre Johnson to the passing game while allowing Reggie Wayne to move on. This unit is clearly stronger with Gore in the backfield.

Grade: UP
Defense: While the losses for this unit via FA were huge a ssn ago, the Colts were still able to produce solid numbers from an unproven defense. TY the team adds a slew of draft picks along with a handful of veteran FA's having us seeing improvement in 2015.

Grade: UP
Overview: The time is now for the IND franchise as they have a star QB entering his 4th yr in the league and the front office has surrounded him by a slew of young talent and veteran FA's. For the to Colts push far in the playoffs again in '15, their success in the regular ssn with a shot at home-field advantage could be the deciding factor after having to journey on the road in previous years.

AFC SOUTH

JACKSONVILLE JAGUARS

GRADE: **B**

OFFENSE (2014: 3-13) DEFENSE
 ypg: #31 ppg: #32 ypg: #26 ppg: #26

sacks & int's are totals for defense	Pass	Rush	Rec	OL	DL	LB	DB
	st/yds	st/yds	st/yds	st/gms	st/tkl/sk	st/tkl	st/tkl/int
added TY	-	2/366	10/559	21/32	16/29/7	10/27	12/56/1
lost from LY	-	1/186	12/783	3/13	16/23/2	10/81	11/50/3
NET FOR TY	-	+1/+180	-2/-224	+18/+19	0/+6/+5	0/-54	+1/+6/-2
Draft Choices	-	#2	#5,7,7	#3	#6	#1 ofy	#4

QUARTERBACK - none	GP/GS	Att	Yds	Ypc	Td
Jordan Todman (CAR)	16/1	32	186	5.8	1
Bernard Pierce (BAL)	13/2	93	366	3.9	2
TJ Yeldon - RB	2-36	Alabama			

RECEIVING	GP/GS	Rec	Yds	Ypc	Td
Cecil Shorts (HOU)	13/12	53	557	10.5	1
Jordan Todman (CAR)	rb	25	198	7.9	1
Marcel Jensen (DEN)	1/0	1	8	8.0	0
Brylus Thomas (DEN)	13/10	43	489	11.4	12
Bryan Walters (SEA)	13/0	6	57	9.5	0
Bernard Pierce (BAL)	rb	2	13	6.5	0
Rashad Greene - WR	5-139	Florida St			
Neal Sterling - WR	7-220	Monmouth			
Ben Koyack - TE	7-229	Notre Dame			

OFFENSIVE LINE	GP/GS
Jacques McClendon (MIA)	C 13/3
Jermey Parnell (DAL)	T 16/5
Stefen Wisniewski (OAK)	C 16/16
AJ Cann	G 3-67

DEFENSE	GP/GS	Tkl's	Sk-flt	Int
J.T. Thomas-LB (NYG)	16/10	81	0-2	2
Will Blackmon-DB (SEA)	8/4	28	1-1	0
Red Bryant-DL (FA)	16/16	23	1-2	0
Alan Ball-DB (CHI)	7/7	22	0-1	1
Sergio Brown-DB (IND)	15/8	32	1-2	0
Jared Odrick-DL (MIA)	16/16	29	1-3	0
Dan Skuta-LB (SF)	14/10	27	5-5	0
Davon House-DB (GB)	13/4	24	0-1	1
Dante Fowler - LB	1-3	Florida		
James Sample - DB	4-104	Louisville		
Michael Bennett - DT	6-180	Ohio St		

Offense: After spending their 1st 3 picks LY on a QB and a pair of WR's, the Jags used a 2nd rounder TY at RB to help out a unit that was hampered by injury while also bringing in TE Thomas via FA. While a young group, the JAX offense is loaded with talent but still may be a year or two away from making a major impact.

Grade: EVEN
Defense: While it appeared the Jags drafted one of the most dangerous pass rushers available in the '15 Draft, they'll have to wait a year to get him on the field as Dante Fowler tore his ACL in OTA's. The positive news for the JAX defense is that they lose very little in FA and HC Bradley is one of the better def minds in the game today.

Grade: EVEN
Overview: While the Jags have a roster full of young talent, they still have a long way to go in order to be in contention for the AFC South crown. It will be interesting see what another year of high DC's in 2016 will bring for this franchise as they continue to rebuild.

TENNESSEE TITANS

GRADE: **C**

OFFENSE (2014: 2-14) DEFENSE
 ypg: #29 ppg: #30 ypg: #27 ppg: #29

sacks & int's are totals for defense	Pass	Rush	Rec	OL	DL	LB	DB
	st/yds	st/yds	st/yds	st/gms	st/tkl/sk	st/tkl	st/tkl/int
added TY	-	-	25/1214	15/15	3/22/3	7/24	27/111/8
lost from LY	5/993	0/142	11/701	16/21	0/0/3	12/34	5/30/1
NET FOR TY	-5/-993	0/-142	+14/+513	-1/-5	+3/+22/0	-5/-10	+22/+81/+7
Draft Choices	#1	#4,5	#2,7	#3,6	#4	#6	-

QUARTERBACK	GP/GS	Com-Att	Yds	Pct	Td-Int
Jake Locker (RET)	7/5	86-146	993	58.9%	5-7
Marcus Mariota - QB	1-2	Oregon			

RUSHING	GP/GS	Att	Yds	Ypc	Td
Jake Locker (RET)	qb	22	142	6.5	1
Jalston Fowler - RB	4-108	Alabama			
David Cobb - RB	5-138	Minnesota			

RECEIVING	GP/GS	Rec	Yds	Ypc	Td
Nate Washington (HOU)	16/11	40	647	16.2	2
Kris Durham (OAK)	4/0	6	54	9.0	0
Harry Douglas (ATL)	12/6	51	556	10.9	2
Hakeem Nicks (IND)	16/6	38	405	10.7	4
Anthony Fasano (KC)	15/13	25	226	9.0	4
Phillip Supernaw (BAL)	6/0	2	17	8.5	0
Dorial Green-Beckham - WR	2-40	Missouri/Okla			
Tre McBride - WR	7-245	William & Mary			

OFFENSIVE LINE	GP/GS
Eric Olsen (CLE)	G 5/0
Michael Oher (CAR)	T 11/11
Michael Roos (FA)	T 5/5
Byron Bell (CAR)	T 15/15
Jeremiah Poutasi	G 3-66
Andy Gallik	C 6-208

DEFENSE	GP/GS	Tkl's	Sk-flt	Int
Kameron Wimbley-LB (RET)	13/12	30	2-4	0
Bernard Pollard-DB (FA)	5/5	27	1-2	0
Dontay Moch-LB (FA)	3/0	4	0-0	0
Brandon Ghee-DB (CIN)	6/1	3	0-0	1
DaNorris Seary-DB (BUF)	15/13	58	0.5-1	3
Perrish Cox-DB (SF)	15/14	53	0-0	5
Brian Orakpo-LB (WAS)	7/7	24	0.5-1	0
Jonathan Massaquoi-DL (ATL)	15/3	22	2-4	0
Angelo Blackson - DT	4-100	Auburn		
Deiontrez Mount - LB	6-177	Louisville		

Offense: While the drafting of QB Mariota with the 2nd overall pick appears look good on paper, many wonder if he (spread QB) and HC Whisenhunt (pro-style system) will find success. The Titans also did a solid job of adding a weapon for Mariota with WR Green-Beckham in the 2nd Rnd and some added protection on the OL in the 3rd. With very few losses in FA the offensive roster has more talent but that may not show on the field for a year or two.

Grade: EVEN
Defense: The Titans had one of the worst defenses in the NFL a ssn ago (#27) as their '14 FA's didn't really pan out. While they do add a few FA's to the group incl OLB Orakpo, they need to do a better job with the addition of more talent thru the draft.

Grade: EVEN
Overview: Things haven't gone too well for the Titans since the end of the Fisher era and a lot of that could be due to the lack of a solid signal-caller. Whisenhunt installed his systems a ssn ago but the drafting of Mariota may cause some bumps along the road during his rookie campaign if he's given the opportunity to play as a rookie.

DENVER BRONCOS

GRADE: **B-**

OFFENSE (2014: 12-4) DEFENSE
 ypg: #4 ppg: #2 ypg: #3 ppg: #16

	Pass			Rush			Rec		OL		DL		LB		DB	
	st/yds	st/yds	st/yds	st/yds	st/yds	st/yds	st/gms	st/tkl/sk	st/tkl	st/tkl/sk	st/tkl	st/tkl/sk	st/tkl	st/tkl/sk	st/tkl	st/tkl/sk
added TY	-	-	15/594	18/35	2/19/2.5	0/9	14/53/1									
lost from LY	-	-	10/598	62/76	16/42/3	8/44	16/50/4									
NET FORTY	-	-	+5/-4	-44/-41	-14/-23/-0.5	-8/-35	-2/+3/-3									
Draft Choices	#7	-	#3-inj	#2,4	#1,6	-	#5									

QUARTERBACK		7-250 Northwestern		Offense:		
Trevor Siemian - QB	7-250	Northwestern		While the biggest addition for DEN this offsn was getting Manning to come back, new HC Kubiak and the OL will be seeing a major facelift as they convert to more of a zone-blocking scheme. DEN loses 59 of their 80 sts a yr ago which includes LT Clady who will miss the ssn w/a torn ACL suffered in May. Two of their 1st 4 picks were dedicated to the position which is worth keeping an eye on.		
RUSHING - none				Grade: DOWN		
RECEIVING		GP/GS	Rec	Yds	Ypc	Td
Julius Thomas (JAX)	13/10	43	489	11.4	12	
Jacob Tamme (ATL)	15/0	14	109	7.8	2	
Owen Daniels (BAL)	15/13	48	527	11.0	4	
James Casey (PHI)	16/2	3	59	19.7	2	
Marcel Jensen (JAX)	1/0	1	8	8.0	0	
Jeff Heuerman - TE	3-92	Ohio St				
OFFENSIVE LINE		GP/GS				
Will Montgomery (CHI)	C 16/8					
Orlando Franklin (SD)	G 16/16					
Manny Ramirez (DET)	G 16/16					
Ryan Clady (IR)	T 16/16					
Paul Cornick (CHI)	T 12/6					
Gino Gradkowski (BAL)	C 8/0					
Shelley Smith (MIA)	G 11/3					
Ryan Harris (KC)	T 16/15					
Ty Sambrailo	T 2-59	Colorado St				
Max Garcia	G 4-133	Florida				
DEFENSE		GP/GS	Tkl's	Sk-tfl	Int	
Rahim Moore-DB (HOU)	16/16	50	0.0	4		
Nate Irving-LB (IND)	8/8	44	1.6	0		
Terrance Knighton-DL (WAS)	16/16	30	2.4	0		
Quanterus Smith-DL (FA)	15/0	11	0.2	0		
Mitch Unrein-DL (SD)	8/0	1	0.0	0		
Darian Stewart-DB (BAL)	16/14	53	0.1	1		
Vance Walker-DL (KC)	16/2	19	2.3	0		
Reggie Walker-LB (SD)	11/0	9	0.5	0		
Antonio Smith-DL (HOU)	0/0	0	0.0	0		
Shane Ray - DE	1-23	Missouri				
Lorenzo Doss - DB	5-164	Tulane				
Darius Kilgo - DT	6-203	Maryland				
Taurean Nixon - DB	7-251	Tulane				
Josh Furman - DB	7-252	Oklahoma State				

KC CHIEFS

GRADE: **B**

OFFENSE (2014: 9-7) DEFENSE
 ypg: #25 ppg: #16 ypg: #7 ppg: #2

	Pass			Rush			Rec		OL		DL		LB		DB	
	st/yds	st/yds	st/yds	st/yds	st/yds	st/yds	st/gms	st/tkl/sk	st/tkl	st/tkl/sk	st/tkl	st/tkl/sk	st/tkl	st/tkl/sk	st/tkl	st/tkl/sk
added TY	-	-	16/1318	40/30	0/0/1	-	3/29/0									
lost from LY	-	-	33/1249	47/62	3/31/2.5	3/17	6/60/3									
NET FORTY	-	-	-17/+69	-17/-32	-3/-31/-1.5	-3/-17	-3/-31/-3									
Draft Choices	-	-	#3,5,7	#2	#6	#4,5	#1,3									

QUARTERBACK - none		RUSHING - none		Offense:		
RECEIVING		GP/GS	Rec	Yds	Ypc	Td
Dwayne Bowe (CLE)	15/15	60	754	12.6	0	
Anthony Fasano (TEN)	15/13	25	226	9.0	4	
Donnie Avery (FA)	6/3	15	176	11.7	0	
A.J. Jenkins (To DAL)	9/2	9	93	10.3	0	
Jeremy Maclin (PHI)	16/16	85	1318	15.5	10	
Chris Conley - WR	3-76	Georgia				
James O'Shaughnessy - TE	5-173	Illinois St				
DaRon Brown - WR	7-233	Northern Illinois				
OFFENSIVE LINE		GP/GS				
Rodney Hudson (OAK)	C 16/16					
Mike McGlynn (NO)	G 14/13					
Jeffrey Linkenbach (MIA)	G 16/3					
Ryan Harris (DEN)	T 16/15					
Paul Fanaika (ARZ)	G 14/14					
Ben Grubbs (NO)	G 16/16					
Mitch Morse	G 2-49	Missouri				
DEFENSE		GP/GS	Tkl's	Sk-tfl	Int	
Christopher Owens-DB (DET)	11/3	30	0.5	1		
Kurt Coleman-DB (CAR)	15/3	30	0.0	3		
Vance Walker-DL (DEN)	16/2	19	2.3	0		
Joe Mays-LB (NYJ)	8/3	17	0.1	0		
Kevin Vickerson-DL (NYJ)	15/1	12	0.3	0		
Tyvon Branch-DB (OAK)	3/3	29	1.1	0		
Marcus Peters - DB	1-18	Washington				
Steven Nelson - DB	3-98	Oregon St				
Ramik Wilson - LB	4-118	Georgia				
D.J. Alexander - LB	5-172	Oregon St				
Rakeem Nunez-Roches - DT	6-217	Southern Miss				

AFC WEST

OAKLAND RAIDERS

GRADE: **C+**

OFFENSE (2014: 3-13) DEFENSE
 ypg: #32 ppg: #31 ypg: #21 ppg: #32

	Pass			Rush			Rec		OL		DL		LB		DB	
	st/yds	st/yds	st/yds	st/yds	st/yds	st/yds	st/gms	st/tkl/sk	st/tkl	st/tkl/sk	st/tkl	st/tkl/sk	st/tkl	st/tkl/sk	st/tkl	st/tkl/sk
added TY	1/222	12/735	26/1500	16/17	9/31/2	21/178	15/72/4									
lost from LY	0/57	13/630	12/1182	16/25	23/50/5	-	21/63/0									
NET FORTY	+1/+165	-1/+105	+14/+318	0/-8	-14/-19/-3	+21/+178	-6/+9/+4									
Draft Choices	-	-	#1,4,7	#4,7	#2	#2,5,5	-									

QUARTERBACK		GP/GS		Com-Att		Yds		Pct		Td-Int		OFFENSIVE LINE		GP/GS		
Matt Schaub (BAL)	11/0	5-10	57	50.0%	0-2	Stefen Wisniewski (JAX) C 16/16										
Darren McFadden (DAL)	RB	1-0	0	0.0%	0-0	Kevin Boothe (FA) G 9/0										
Christian Ponder (MIN)	2/1	22-44	222	50.0%	0-2	Rodney Hudson (KC) C 16/16										
RUSHING		GP/GS	Att	Yds	Ypc	Td	J'Marcus Webb (MIN) T 1/0									
Darren McFadden (DAL)	16/12	155	534	3.4	2	Jon Feliciano G 4-128		Miami (FL)								
Maurice Jones-Drew (RET)	12/1	43	96	2.2	0	Anthony Morris T 7-218		Tenn St								
Trent Richardson (IND)	15/12	159	519	3.3	3											
Roy Helu (WAS)	14/0	40	216	5.4	1											
RECEIVING		GP/GS	Rec	Yds	Ypc	Td										
James Jones (FA)	16/10	73	666	9.1	6											
Darren McFadden (DAL)	rb	36	212	5.9	0											
Vincent Brown (IND)	7/0	12	118	9.8	0											
Denarius Moore (CIN)	10/2	12	115	9.6	0											
Maurice Jones-Drew (RET)	rb	11	71	6.5	0											
Michael Crabtree (SF)	16/16	68	698	10.3	4											
Roy Helu (WAS)	rb	42	477	11.4	2											
Trent Richardson (IND)	rb	27	229	8.5	0											
Kris Durham (TEN)	4/0	6	54	9.0	0											
Lee Smith (BUF)	14/10	7	42	6.0	1											
Amari Cooper - WR	1-4	Alabama														
Clive Walford - TE	3-68	Miami (FL)														
Andre Debose - WR	7-221	Florida														
DEFENSE		GP/GS	Tkl's	Sk-tfl	Int											
Tyvon Branch-DB (KC)	3/3	29	1.1	0												
Pat Sims-DL (CIN)	16/2	25	0.1	0												
Usama Young-DB (FA)	6/3	22	1.2	0												
Antonio Smith-DL (FA)	16/16	20	3.7	0												
Chimdi Chekwa-DB (NE)	10/2	7	0.0	0												
Chance Casey-DB (IND)	2/1	5	0.0	0												
LaMarr Woodley-DL (ARZ)	6/5	5	0.0	0												
Curtis Lofton-LB (NO)	16/16	144	0.5	0												
Nate Allen-DB (PHI)	15/15	62	1.1	4												
Malcolm Smith-LB (SEA)	14/5	34	0.2	0												
Dan Williams-DB (ARZ)	16/9	31	1.3	0												
Sean Richardson-DB (GB)	16/0	12	0.2	0												
James Dockery-DB (CAR)	7/0	8	0.0	0												
Mario Edwards - DT	2-35	Florida St														
Ben Heeney - LB	5-140	Kansas														
Neiron Ball - LB	5-161	Florida														
Max Valles - LB	6-179	Virginia														
Dexter McDonald - DB	7-242	Kansas														

SAN DIEGO CHARGERS

GRADE: **C+**

OFFENSE (2014: 9-7) DEFENSE
 ypg: #18 ppg: #17 ypg: #9 ppg: #13

	Pass			Rush			Rec		OL		DL		LB		DB	
	st/yds	st/yds	st/yds	st/yds	st/yds	st/yds	st/gms	st/tkl/sk	st/tkl	st/tkl/sk	st/tkl	st/tkl/sk	st/tkl	st/tkl/sk	st/tkl	st/tkl/sk
added TY	-	-	1/566	16/32	-	-	19/94/3									
lost from LY	-	-	6/344	12/892	18/32	0/0/-3.5	19/95	30/134/1								
NET FORTY	-	-	-6/-344	-11/-326	-2/0	0/0/-3.5	-19/-95	-11/-40/+2								
Draft Choices	-	-	#1	-	-	#6	#2,5	#3								

QUARTERBACK		RUSHING		Offense:		
RECEIVING		GP/GS	Rec	Yds	Ypc	Td
Ryan Mathews (PHI)	6/6	74	330	4.5	3	
Eddie Royal (CHI)	WR	3	14	4.7		

DALLAS COWBOYS

GRADE: **C-**

OFFENSE (2014: 12-4)

DEFENSE

ypg: #7 ppg: #5

ypg: #19 ppg: #15

sacks & int's are totals for defense	Pass	Rush	Rec	OL	DL	LB	DB
	st/yds	st/yds	st/yds	st/gms	st/tkl/sk	st/tkl	st/tkl/int
added TY	-	21/536	2/305	-	1/4/1	19/123	9/68/2
lost from LY	-	16/1852	0/532	5/20	16/69/8.5	14/120	7/54/0
NET FOR TY	-	-5/-1316	+2/-227	-5/-20	-15/-65/-7.5	+5/+3	+2/+14/+2
Draft Choices	-	-	#7	#3,7	#5	#2,4,7	#1

QUARTERBACK - none

RUSHING	GP/GS	Att	Yds	Ypc	Td
DeMarco Murray (PHI)	16/16	392	1845	4.7	13
Dwayne Harris (NYG)	WR	4	7	1.8	0
Darren McFadden (OAK)	16/12	155	534	3.4	2
Ray Agnew (FA)	12/9	2	2	1.0	0

Offense: It's never a good thing when a team loses the leading rusher in the NFL to free agency. It's even worse when that player moves on to a division rival. That's exactly what happened with DeMarco Murray (1,845) who moved to the Eagles. The Cowboys do bring in Darren McFadden to help the unit but his 534 yds of a yr ago along with DAL failing to pick up anyone in the draft has this unit in flux for 2015.

Grade: DOWN

Defense: Jerry Jones and company are never afraid to take chances on players with character issues (see Michael Irvin and Dez Bryant) and this ssn is no different as they brought in Greg Hardy in FA and drafted Randy Gregory in the 2nd round. It's high-risk, high-reward for the Cowboys and we're interested to see what happens.

Grade: EVEN

Overview: The Cowboys are in a heated battle with PHI atop the NFC East but you have question their lack of focus in the draft on picking up a RB to pair with Darren McFadden and the two young guys already on the roster. HC Jason Garrett is a brilliant offensive mind so we'll give him the benefit of the doubt here early on and watch to see if they're able get near the same production as what the departed Murray was able to bring.

RECEIVING	GP/GS	Rec	Yds	Ypc	Td
DeMarco Murray (PHI)	rb	57	416	7.3	0
Dwayne Harris (NYG)	16/0	7	116	16.6	0
Darren McFadden (OAK)	rb	36	212	5.9	0
A.J. Jenkins (KC)	9/2	9	93	10.3	0
Geoff Swaim - TE	7-246	Texas			

OFFENSIVE LINE	GP/GS				
Jerome Parnell (JAX)	T	16/5			
Tony Hills (FA)	T	3/0			
Donald Hawkins (MIA)	G	1/0			
Chaz Green	T	3-91	Florida		
Laurence Gibson	T	7-243	Virginia Tech		

DEFENSE	GP/GS	Tkl's	Sk-tkl	Int
Bruce Carter-LB (TB)	13/8	67	1-5	5
Justin Durant-LB (ATL)	6/6	49	0-2	1
Sterling Moore-DB (TB)	16/7	46	0-1	0
George Selvie-DL (NYG)	16/13	30	3-3	0
Anthony Spencer-DL (NO)	13/0	22	0.5-2	0
Henry Melton-DL (TB)	16/3	15	5-6	0
C.J. Spillman-DB (FA)	16/0	8	0-0	0
Keith Smith-LB (FA)	10/0	4	0-0	0
Josh Brent (DL RE)	1/0	2	0-0	0
Jasper Brinkley-LB (MIN)	16/11	72	1-3	1
Corey White-DB (NO)	15/9	52	1-1	2
Andrew Gachkar-LB (SD)	15/5	35	1-8	0
Danny McCray-DB (CHI)	15/0	16	0-0	0
Keith Rivers-LB (BUF)	12/3	16	0-1	0
Greg Hardy-DL (CAR)	1/1	4	1-0	0
Byron Jones - DB	1-27	Connecticut		
Randy Gregory - LB	2-60	Nebraska		
Damien Wilson - LB	4-127	Minnesota		
Ryan Russell - DE	5-163	Purdue		
Mark Nzeocha - LB	7-236	Wyoming		

WASHINGTON REDSKINS

GRADE: **A**

OFFENSE (2014: 4-12)

DEFENSE

ypg: #13 ppg: #26

ypg: #20 ppg: #29

sacks & int's are totals for defense	Pass	Rush	Rec	OL	DL	LB	DB
	st/yds	st/yds	st/yds	st/gms	st/tkl/sk	st/tkl	st/tkl/int
added TY	-	0/0	0/0	2/19	48/101/11	-	29/136/4
lost from LY	-	0/216	0/593	23/27	20/47/1	7/27	28/187/1
NET FOR TY	-	-1/216	0/-593	-21/-8	+28/+54/+10	-7/-27	+1/-51/+3
Draft Choices	-	#3	#4,6	#4,7	#2	#5,6	#6

QUARTERBACK

RUSHING	GP/GS	Att	Yds	Ypc	Td
Roy Helu (OAK)	14/0	40	216	5.4	1
Michael Hill (IND)	0/0	0	0	0.0	0
Matt Jones - RB	3-95	Florida			

Offense: For the 1st time since the selection of RG3 in 2012, the Redskins were able to draft in the 1st round (traded '13 & '14's 1st rounders w/STL as part of the RG3 deal). While the drafting of OL Brandon Scherff is not a sexy pick, he'll immediately be inserted into the starting lineup of this leaky OL unit. The losses to the group are minimal but once again, RG3 will determine just how good this group can be.

Grade: EVEN

Defense: While WAS does lose a 100 tkl'r to player retirement, the FA additions this unit are solid, especially in the secondary. The Redskins also did a good job of building depth in the later rounds of the draft which should reflect a stronger special teams unit for the upcoming ssn.

Grade: UP

Overview: Owner Dan Snyder and the Redskins are famous for spending boatloads of cash to bring in some of the upper echelon FA's each and every year. While there have been a few busts during that span to say the least (most notably Albert Haynesworth), we like the additions to the team this season, especially on the defensive side of the ball.

RECEIVING	GP/GS	Rec	Yds	Ypc	Td
Roy Helu (OAK)	rb	42	477	11.4	2
Santana Moss (FA)	10/0	10	116	11.6	0
Jamison Crowder - WR	4-105	Duke			
Evan Spencer - WR	6-187	Ohio St			

OFFENSIVE LINE	GP/GS				
Chris Chester (ATL)	G	16/16			
Tyler Polunbus (ATL)	T	11/7			
Xavier Nixon (IND)	T	4/1			
Willie Smith (SD)	T	15/1			
Brandon Scherff	T	1-5	Iowa		
Arie Kouandjio	G	4-112	Alabama		
Austin Reiter	C	7-222	USF		

DEFENSE	GP/GS	Tkl's	Sk-tkl	Int
Ryan Clark (DB RET)	16/15	101	0.5-3	1
Brandon Meriweather-DB (FA)	10/10	53	3-5	0
Jarvis Jenkins-DL (CHI)	16/14	29	0-3	0
E.J. Biggers-DB (PHI)	15/2	27	0-1	0
Brian Orakpo-LB (TEN)	7/7	24	0.5-1	0
Stephen Bowen-DL (NYJ)	8/3	11	0-0	0
Barry Colfield (DL FA)	8/3	7	1-2	0
Tracy Porter-DB (FA)	3/1	5	0-0	0
Gabe Miller-LB (FA)	7/0	3	0-0	0
Kenny Okoro-DB (FA)	2/0	1	0-0	0
Dashon Goldson-DB (TB)	14/14	80	0-0	0
Chris Culliver-DB (SF)	14/14	45	0-0	4
Stephen Paea-DL (CHI)	16/16	33	6-8	0
Terrance Knighton-DL (DEN)	16/16	30	2-4	0
Ricky Jean Francois-DL (IND)	16/13	28	3-7	0
Jeron Johnson-DB (SEA)	15/1	11	0-2	0
Jerrell Powe-DL (HOU)	16/3	10	0-1	0
Preston Smith - DE	2-38	Miss St		
Martrell Spaight - LB	5-141	Arkansas		
Kyshoen Jarrett - DB	6-181	Virginia Tech		
Tevin Mitchell - LB	6-182	Arkansas		

NY GIANTS

GRADE: **B+**

OFFENSE (2014: 6-10)

DEFENSE

ypg: #10 ppg: #13

ypg: #29 ppg: #22

sacks & int's are totals for defense	Pass	Rush	Rec	OL	DL	LB	DB
	st/yds	st/yds	st/yds	st/gms	st/tkl/sk	st/tkl	st/tkl/int
added TY	-	6/391	0/116	5/15	13/42/4	13/103	1/24/1
lost from LY	-	0/148	1/186	17/22	19/55/2.5	10/78	39/200/9
NET FOR TY	-	+6/+243	-1/-70	-12/-7	-6/-13/+1.5	+3/+25	-38/-176/-8
Draft Choices	-	-	#6	#1,7	#3	-	#2,5

QUARTERBACK - none

RUSHING	GP/GS	Att	Yds	Ypc	Td
Peyton Hillis (FA)	9/0	26	115	4.4	0
Michael Cox (FA)	4/0	4	33	8.3	0
Shane Vereen (NE)	16/6	96	391	4.1	2

Offense: The Giants were the only team in the NFL a ssn ago to have a rookie lead in both rushing and receiving. Odell Beckham pulled in an amazing 1,305 yds on 91 catches while taking home Off Rookie of the Yr. NY spent their 1st rounder on this unit again in 2015 building the OL with Ereck Flowers while also bringing in RB Shane Vereen via FA. The losses to the unit are minimal as the Giants offense looks improved.

Grade: UP

Defense: The Giants stockpiled talent on defense during the Draft TY while their losses in FA were negated with equal additions. This group is in about the same situation as they were a year ago although the future is bright.

Grade: EVEN

Overview: NY has always had one of the better front offices and scouting departments in the NFL and have rarely swung and missed on their high pick talent. After LY's flashy selection of Beckham turned out to be an A++, they went back to the basics TY by bringing in solid players with enormous growth potential. The Giants have a legit chance once again to push for the top spot in the NFC East.

RECEIVING	GP/GS	Rec	Yds	Ypc	Td
Peyton Hillis (FA)	rb	10	87	8.7	0
Kevin Ogletree (FA)	7/0	5	50	10.0	0
Jerrel Jernigan (FA)	2/1	6	40	6.7	0
Michael Cox (FA)	rb	2	9	4.5	0
Dwayne Harris (DAL)	16/0	7	116	16.6	0
Jeremy Davis - WR	6-186	Connecticut			

OFFENSIVE LINE	GP/GS				
J.D. Walton (MIA)	C	16/16			
Adam Snyder (FA)	G	4/1			
James Brewer (NYJ)	G	2/0			
Marshall Newhouse (CIN)	T	15/5			
Ereck Flowers	G	1-9	Miami (FL)		
Bobby Hart	G	7-226	Florida St		

DEFENSE	GP/GS	Tkl's	Sk-tkl	Int
Antrel Rolle-DB (CHI)	16/16	87	0-1	3
Jacquan Williams-LB (FA)	9/9	73	0-1	0
Quintin Demps-DB (FA)	16/9	54	0-1	4
Stevie Brown-DB (HOU)	16/8	36	1-2	0
Mathias Kiwanuka (DL FA)	11/11	28	2.5-2	0
Mike Patterson-DL (FA)	16/8	27	0-2	0
Zackary Bowman-DB (MIA)	16/5	19	0-0	2
Spencer Paysinger-LB (MIA)	15/1	5	0-0	0
Walter Thurmond-DB (PHI)	2/1	4	0-0	0
JT Thomas-LB (JAX)	16/10	81	0-2	2
George Selvie-DL (DAL)	16/13	30	3-3	0
Josh Gordy-DB (IND)	16/1	24	0-0	1
Jonathan Casillas-LB (NE)	8/3	22	0-1	0
Kendrick Ellis-DL (NYJ)	14/0	12	1-1	0
Landon Collins - DB	2-33	Alabama		
Omawame Odighizuwa - DE	3-74	UCLA		
Mykelle Thompson - DB	5-144	Texas		

NFC EAST

PHILADELPHIA EAGLES

GRADE: **C**

OFFENSE (2014: 11-5)

DEFENSE

ypg: #5 ppg: #3

ypg: #28 ppg: #22

sacks & int's are totals for defense	Pass	Rush	Rec	OL	DL	LB	DB
	st/yds	st/yds	st/yds	st/gms	st/tkl/sk	st/tkl	st/tkl/int
added TY	0/0	22/2175	12/613	-	-	1/9	15/70/2
lost from LY	8/2163	16/1559	18/1559	8/13	-	26/105	46/178/7
NET FORTY	-8/-2163	+6/+616	-6/-946	-8/-13	-/-	-25/-96	-31/-108/-5
Draft Choices	-	-	#1	-	-	#3	#2,6

QUARTERBACK

GP/GS	Com-Att	Yds	Pct	Td-Int
Nick Foles (STL)	8/8	186-311	2163	59.8% 13-10
Sam Bradford (STL)	0/0	0-0	0	0.0% 0-0
Tim Tebow (FA)	0/0	0-0	0	0.0% 0-0

Offense: There is no doubt that Chip Kelly is one of the better offensive-minded coaches in the league today. PHI will have plenty of new faces on the roster TY with the additions of QB Sam Bradford and RB DeMarco Murray along with a handful of other big names such as QB Tim Tebow, RB Ryan Mathews and WR Miles Austin. There are way to many variables to call this unit UP or DOWN in 2015.

Grade: EVEN

Defense: Much like the offense, the Eagles defense also had a facelift this offsn. The biggest name of the bunch didn't even see a snap LY however as Kiko Alonso (plyd under Kelly at Oregon) comes over in a trade for LeSean McCoy (BUF) after missing '14 w/a ACL. Assuming Alonso returns to 100% health, this unit will be stronger with a few other FA additions and draft picks.

Grade: UP

Overview: Hats off to Chip Kelly for having one of the most interesting offsn's in the history of the league with the slew of trades and roster moves. Will all of these moves keep the Eagles in contention for the NFC East Title in 2015? Odds are the answer is yes as PHI has a star-studded roster that are clearly the guys that Kelly wants in his locker.

RUSHING	GP/GS	Att	Yds	Ypc	Td
LeSean McCoy (BUF)	16/16	312	1319	4.2	5
Chris Polk (HOU)	14/0	46	172	3.7	4
Nick Foles (STL)	qb	16	68	4.3	

What's better than getting football winners every day?

HOW ABOUT GETTING **FREE** FOOTBALL WINNERS EVERY DAY!

The Northcoast Sports / Power Sweep Info Line...

1-347-677-1700

Taped message - NEVER A SALESMAN

Same Great Info In
Your Zip Code
including:

HONOLULU
808-791-8113

LAS VEGAS
702-736-9300

long distance rates may apply

ATLANTA	770-736-7050	LAS VEGAS	702-736-9300
BALTIMORE	443-844-3315	MIAMI	786-623-0003
BOSTON	857-233-9745	MILWAUKEE	414-455-1906
CHARLOTTE	704-307-2793	OMAHA, NE	402-253-0303
CHICAGO	773-596-1500	PHILADELPHIA	215-687-4014
CLEVELAND	216-228-2777	PHOENIX	602-910-3431
COLUMBUS	614-432-8317	SAN ANTONIO	210-693-0801
DALLAS	972-988-6898	SAN DIEGO	619-717-6859
DETROIT	313-263-3439	SAN FRANCISCO	415-992-6310
HOUSTON	281-940-1500	SANTA ANA, CA	714-418-4917
INDIANAPOLIS	317-644-6290	SEATTLE	206-973-0222
JACKSONVILLE	904-638-6183	VIRGINIA BEACH	757-333-0341

EXT#1 - SCORES Every Saturday plus a Sunday Recap!

EXT#3 - The NCSports Comp Plays (4 per week)

Tuesday & Wednesday - The UNDERDOG Play of the Week (72%)
18-7 72% the L2Y INCLUDING AN AMAZING 17 OUTRIGHT UPSETS!

Thursday & Friday - Our Top NFL TOTALS Play as of Thursday (72%)
Over the L/9 weeks of the NFL season now 13-5 the L2Y!

Saturday - The selection that JUST MISSED being a Late Phone Release
This was almost a ★ rated selection so no surprise it's 16-9 64% the L2Y

Sunday - The selection that JUST MISSED being a Late Phone Release
Less value than on a Saturday with 50+ games but still 17-15 53% the L2Y

EXT#5 - Football Odds Updated Daily

A NEW FREE WINNER
with each daily phone call

EXT#9 - SIX FREE PLAYS PER WEEK!

Monday - Early Bird Play: 162-90 (64%) the L/17 years!

Tuesday - 4★ From the Power Plays Newsletter: 39-26 (59%) L/6 years!

Wednesday - Midweek/TD Club #2 Play: 83-55 (61%) L/11 years!

Thursday - Big Dog Play: 46-25 (65%) 23 UPSETS L/4Y (+51.5 units)!

Friday - Big 12 Play: 80-56 (60%) the L/11 years!

Saturday - Northcoast College Totals Play: 35-19 (65% L/3 years!

CHICAGO BEARS

GRADE: **A**

OFFENSE (2014: 5-11) DEFENSE

ypg: #21 ppg: #23 ypg: #30 ppg: #31

sacks & int's are totals for defense	Pass	Rush	Rec	OL	DL	LB	DB
	st/yds	st/yds	st/yds	st/gms	st/tkl/sk	st/tkl	st/tkl/int
added TY	-	1/217	13/781	14/29	14/29/8.5	14/117	23/109/5
lost from LY	-	-	20/791	18/30	16/34/6	22/106	14/64/4
NET FORTY	-	+1/+217	-7/-10	-4/-1	-2/-5/+2.5	-8/+11	+9/+45/+1
Draft Choices	-	#4	#1	#3,6	#2	-	#5

QUARTERBACK

RUSHING	GP/GS	Att	Yds	Ypc	Td
Jacquizz Rodgers (ATL)	16/1	58	217	3.7	1
Jeremy Langford - RB	4-106	Michigan St			

RECEIVING	GP/GS	Rec	Yds	Ypc	Td
Brandon Marshall (NYJ)	13/13	61	721	11.8	8
Josh Morgan (INO)	14/7	10	70	7.0	1
Bear Pascoe (ATL)	16/2	2	3	1.5	1
Eddie Royal (SD)	16/11	62	778	12.5	7
Kevin White - WR	1-7	West Virginia			

OFFENSIVE LINE

	GP/GS
Rober Garza (FA)	C 12/12
Brian De La Puente (FA)	C 8/6
Eben Britton (FA)	T 10/0
Vladimir Ducasse (MIN)	G 13/6
Will Montgomery (DEN)	C 16/8
Hroniss Grasu	C 3-71
Tayo Fabulujje	G 6-183

Oregon
TCU

DEFENSE	GP/GS	Tkl's	Sk-tfl	Int
D.J. Williams-LB (FA)	12/10	46	0-1	0
Chris Conte-DB (TB)	12/12	40	0-0	3
Lance Briggs-LB (FA)	8/8	34	0-2	1
Stephen Paea - DL (WAS)	16/16	33	6-8	0
Danny McCray-DB (DAL)	15/0	16	0-0	0
Darryl Sharpton-LB (FA)	5/2	15	0-0	0
Khaseem Greene-LB (TB)	10/2	11	0-0	0
Charles Tillman-DB (CAR)	2/2	8	0-0	0
Trevor Scott-DL (FA)	9/0	1	0-0	0
Antriel Rolle-DB (NYG)	16/16	87	0-1	3
Mason Foster-LB (TB)	10/10	62	0-2	0
Jarvis Jenkins-DL (WAS)	16/14	29	0-3	0
Sam Acho-LB (ARZ)	16/4	28	1-4	1
Pernell McPhee-LB (BAL)	16/0	27	7.5-11	0
Alan Ball-DB (JAX)	7/7	22	0-1	1
Eddie Goldman - DT	2-39	Florida St		
Adrian Amos - DB	5-142	Penn St		

Offense: While the Bears parted ways this offssn with Brandon Marshall, the 1st Rnd addition of Kevin White has canceled out his loss and could actually prove to be a plus on the unit as he compliments Alshon Jeffrey and Martellus Bennett very well. Assuming that Jay Cutler is able to find his niche with the new offensive coaching staff, this group has an opportunity to be just as productive if not stronger.

Grade: EVEN

Defense: The biggest problem for the Bears D over the past couple of ssn's has been their lack of being able to plug the middle. CHI has invested some picks in each of the past few drafts to hopefully solve that problem and did so once again in '15 with the #2DC selection of Eddie Goldman. The losses via FA are minimal while the additions of LB Mason Foster and DB Antriel Rolle are clear bonuses heading into TY.

Grade: UP

Overview: John Fox is a veteran HC that took the Broncos to the postssn in each of his 4 yrs with the tm. He will need a lot of things to go in his direction in 2015 if he is to reach the postssn for the 5th consecutive yr. The talent is clearly on the roster but the NFC North features a pair of playoff teams from a year ago and a Vikings team that should also be improved.

DETROIT LIONS

GRADE: **D+**

OFFENSE (2014: 11-5) DEFENSE

ypg: #19 ppg: #22 ypg: #2 ppg: #3

sacks & int's are totals for defense	Pass	Rush	Rec	OL	DL	LB	DB
	st/yds	st/yds	st/yds	st/gms	st/tkl/sk	st/tkl	st/tkl/int
added TY	-	-	4/365	16/16	28/51/5	-	7/58/3
lost from LY	-	11/316	0/292	35/42	32/129/21.5	5/10	-
NET FORTY	-	-11/-316	+4/+73	-19/-26	-4/-22/-16.5	-5/-10	+7/+58/+3
Draft Choices	-	#2/#5	-	#1,7	#4	-	#3,6

QUARTERBACK - none

RUSHING	GP/GS	Att	Yds	Ypc	Td
Reggie Bush (SF)	11/9	76	297	3.9	2
Jed Collins (FA)	16/2	8	19	2.4	0

Ameer Abdullah - RB 2-54 Nebraska
Michael Burton - RB 5-168 Rutgers

RECEIVING	GP/GS	Rec	Yds	Ypc	Td
Reggie Bush (SF)	rb	40	253	6.3	0
Jed Collins (FA)	rb	5	39	7.8	1
Lance Moore (PIT)	14/2	14	198	14.1	2
Greg Salas (NYJ)	10/2	8	167	20.9	0

OFFENSIVE LINE

	GP/GS
Dominic Raiola (FA)	C 15/15
Rob Sims (FA)	G 16/16
Garrett Reynolds (STL)	T 10/4
Corey Hilliard (RET)	T 1/0
Manny Ramirez (DEN)	G 16/16
Laken Tomlinson	G 1-28
Corey Robinson	T 7-240

Duke
South Carolina

DEFENSE	GP/GS	Tkl's	Sk-tfl	Int
Ndamukong Suh-DL (MIA)	16/16	53	8.5-21	0
George Johnson-DL (TB)	16/0	26	6-10	0
C.J. Mosley-DL (FA)	15/8	26	2.5-4	0
Nick Fairley-DL (STL)	8/8	14	1-3	0
Andre Fluellen-DL (FA)	8/0	10	2-5	0
Ashlee Palmer-DL (BAL)	16/5	10	1.5-1	0
Haloti Ngata-LB (BAL)	12/12	32	2-2	2
Tyrann Walker-DL (NO)	16/1	19	2.5-2	0
Josh Wilson-DB (ATL)	16/4	28	0-1	1
Christopher Owens-DB (KC)	11/3	30	0-1	0
Alex Carter - DB	3-80	Stanford		
Gabe Wright - DT	4-113	Auburn		
Quandre Diggs - DB	6-200	Texas		

Offense: The lack of a consistent running game and a slew of injuries cost the Lions as they pushed into the playoffs a ssn ago. DET used their 1st 2 DC's to help with this unit upgrading the interior of the OL with Laken Tomlinson and the running game with Ameer Abdullah who has many of the same traits as the now departed Reggie Bush. The 1-2 punch of Joique Bell and Abdullah accompanied by a healthy Calvin Johnson should have the Lions a bit more productive for the upcoming ssn.

Grade: UP

Defense: The Lions DL was hit hard by defections this offssn with both Ndamukong Suh and Nick Fairly moving on. Veteran DL Haloti Ngata does join the fray but we are a bit surprised that DET ignored the defense early in the Draft.

Grade: DOWN

Overview: DET did lose the biggest name in free agency this offssn from a defense that definitely could not afford his loss. There is only so much that this high-octane offense can do in the tough NFC North which has us thinking that the Lions could slip some in 2015.

GREEN BAY PACKERS

GRADE: **B**

OFFENSE (2014: 12-4) DEFENSE

ypg: #6 ppg: #1 ypg: #15 ppg: #13

sacks & int's are totals for defense	Pass	Rush	Rec	OL	DL	LB	DB
	st/yds	st/yds	st/yds	st/gms	st/tkl/sk	st/tkl	st/tkl/int
added TY	-	-	-	-	-	-	-
lost from LY	0/66	0/54	3/41	-	-2/0.5	19/133	20/112/5
NET FORTY	-1/66	0/-54	-3/-41	-	-2/-2-0.5	-19/-133	-20/-112/-5
Draft Choices	#5	#6	#3,6	-	#6	#4	#1,2

QUARTERBACK

	GP/GS	Com-Att	Yds	Pct	Td-Int
Matt Flynn (FA)	7/0	8-16	66	50.0%	0-1
Brett Hundley - QB	5-147	UCLA			

RUSHING	GP/GS	Att	Yds	Ypc	Long	Td
DuJuan Harris (MIN)	15/0	16	64	4.0	12	0
Matt Flynn (FA)	QB	10	-10	-1.0	-1	0

Aaron Ripkowski - RB 6-206 Oklahoma

RECEIVING	GP/GS	Rec	Yds	Ypc	Td
Jarrett Boykin (CAR)	13/3	3	23	7.7	0
DuJuan Harris (MIN)	rb	1	11	11.0	0
Kevin Dorsey (FA)	3/0	1	4	4.0	0
Brandon Bostick (MIN)	13/0	2	3	1.5	1
Ty Montgomery - WR	3-94	Stanford			
Kennard Backman - TE	6-213	UAB			

OFFENSIVE LINE - none

DEFENSE	GP/GS	Tkl's	Sk-tfl	Int
A.J. Hawk (LB CIN)	16/13	89	0-5-1	0
Tramon Williams (DB CLE)	16/16	70	0-0	3
Jamari Lattimore-LB (NYJ)	11/5	35	0-0	1
Davon House-DB (JAX)	13/4	24	0-1	1
Sean Richardson-DB (OAK)	16/0	12	0-2	0
Brad Jones-LB (PHI)	13/1	9	0-1	0
Jarrett Bush-DB (FA)	15/0	6	0-0	0
Luther Robinson-DL (FA)	5/0	2	0-0	0
Jarrett Boykin (CAR)	wr	2	0-1	0
Damarious Randall - DB	1-30	Arizona St		
Quinten Rollins - DB	2-62	Miami (OH)		
Jake Ryan - LB	4-129	Michigan		
Christian Ringo - DE	6-210	UL-Lafayette		

Offense: The Green Bay offense remains loaded with talent as all of the usual suspects are back for another ssn. A few mid-round DC's along with very few FA departures have them right where they want to be (but this time with a healthy Aaron Rodgers).

Grade: EVEN

Defense: The Packers heavily invested in reloading their secondary for the upcoming ssn with the selection of a pair of DB's in the first 2 rounds of the Draft. While GB does part ways with their 3rd and 4th tacklers from a yr ago, there is plenty of talent on board as replacements.

Grade: EVEN

Overview: As usual, the Packers had an extremely quiet offssn with very few comings-and-goings which is just what they were hoping for with the success that this current roster has had. GB is clearly one of the top teams in the NFC and should be in contention all season long.

MINNESOTA VIKINGS

GRADE: **B+**

OFFENSE (2014: 7-9) DEFENSE

ypg: #27 ppg: #20 ypg: #14 ppg: #11

sacks & int's are totals for defense	Pass	Rush	Rec	OL	DL	LB	DB
	st/yds	st/yds	st/yds	st/gms	st/tkl/sk	st/tkl	st/tkl/int
added TY	8/1657	0/64	16/865	-	-1/-2.5	11/53	13/74/1
lost from LY	4/647	3/61	13/742	20/27	-1/-1	11/72	-1/-1
NET FORTY	+4/+1010	-3/+3	+3/+123	-20/-27	-1/+1.5	0/-19	+13/+74/-
Draft Choices	-	-	#5,5	#4,6,7	#3,6	#2,7	#1

QUARTERBACK

	GP/GS	Com-Att	Yds	Pct	Td-Int
Matt Cassel (BUF)	3/3	41-71	425	57.7%	3-4
Christian Ponder (OAK)	2/1	22-44	222	50.0%	0-2
Shaun Hill (STL)	9/8	145-229	1657	63.3%	8-7
Mike Kafka (FA)	0/0	0-0	0	0.0%	0-0

RUSHING	GP/GS	Att	Yds	Ypc	Td
Jerome Felton (BUF)	16/3	4	27	6.8	0
Matt Cassel (BUF)	qb	9	18	2.0	0
Christian Ponder (OAK)	qb	4	16	4.0	1
DuJuan Harris (GB)	15/0	16	64	4.0	0

RECEIVING	GP/GS	Rec	Yds	Ypc	Td
Greg Jennings (MIA)	16/13	59	742	12.6	6
Brandon Bostick (GB)	13/0	2	3	1.5	1
Mike Wallace (MIA)	16/16	67	862	12.9	10
MyCole Pruitt - TE	5-143	So Illinois			
Stefon Diggs - WR	5-146	Maryland			

OFFENSIVE LINE

	GP/GS
Charlie Johnson (FA)	G 14/14
Vladimir Ducasse (CHI)	G 13/6
T.J. Clemmings	T 4-110
Tyrus Thompson	T 6-185
Austin Shepherd	T 7-228

Pittsburgh
Oklahoma
Alabama

DEFENSE	GP/GS	Tkl's	Sk-tfl	Int
Jasper Brinkley (LB DAL)	16/11	72	1-3	1
Casey Matthews-LB (PHI)	16/11	53	1.5-4	0
Taylor Mays-DB (CIN)	16/0	3	1-1	0
Terence Newman-DB (CIN)	13/13	71	0-0	1
Caesar Rayford-DL (FA)	0/0	0	0-0	0
Trae Waynes - DB	1-11	Michigan St		
Eric Kendrick - LB	2-45	UCLA		
Danielle Hunter - DE	3-88	LSU		
B.J. Dubose - DE	6-193	Louisville		
Edmond Robinson - LB	7-232	Newberry		

Offense: This is a unit that has the potential to be one of the most improved offenses in the league with the return of Adrian Peterson and Teddy Bridgewater going thru the entire offssn as the projected starter. While the Vikings do lose leading receiver Greg Jennings, they do bring in Mike Wallace while TE Kyle Rudolph is now healthy (missed 7 gms LY).

Grade: UP

Defense: The Vikings used FA and the Draft to build their depth this offssn while only losing two starters in the process. With HC Mike Zimmer spending nearly his entire NFL coaching career on the defensive side of the ball, you can be assured that this group will have his attention.

Grade: EVEN

Overview: The Vikings could be a trendy Wild-card pick for many NFL experts this ssn with the return of Peterson and a slew of young talent on the roster. Their biggest hiccup however will be their fellow NFC North rivals who will each have something to say about MIN's potential push up the divisional standings.

ATLANTA FALCONS

GRADE: **B**

OFFENSE (2014: 6-10) DEFENSE
ypg: #8 ppg: #12 ypg: #32 ppg: #27

sacks & int's are totals for defense	Pass	Rush	Rec	OL	DL	LB	DB
	st/yds	st/yds	st/yds	st/gms	st/tkl/sk	st/tkl	st/tkl/int
added TY	-	-	2/243	23/43	1/17	21/127	4/23/3
lost from LY	-	16/924	8/880	22/32	2/38/6.5	3/57	25/169/5
NET FORTY	-	-16/-924	-6/-637	+1/+11	-1/-37/+1.5	+13/+11	-21/-146/-2
Draft Choices	-	#3	#4	#7	#5	#1	#2,7

QUARTERBACK						
RUSHING	GP/GS	Att	Yds	Ypc	Td	
Steven Jackson (FA)	15/15	190	707	3.7	6	
Jacquizz Rodgers (CHI)	16/1	58	217	3.7	1	
Tevin Coleman - RB	3-73	Indiana				

RECEIVING						
	GP/GS	Rec	Yds	Ypc	Td	
Harry Douglas (TEN)	12/6	51	556	10.9	2	
Jacquizz Rodgers (CHI)	rb	29	173	6.0	1	
Steven Jackson (FA)	rb	20	148	7.4	0	
Bear Pascoe (CHI)	16/2	2	3	1.5	1	
Tony Moeaki (SEA)	6/2	8	134	16.8	1	
Jacob Tamme (DEN)	15/0	14	109	7.8	2	
Leonard Hankerson (WAS)	0/0	0	0	0.0	0	
Justin Hardy - WR	4-107	East Carolina				

OFFENSIVE LINE						
	GP/GS					
Justin Blalock (FA)	G	15/15				
Gabe Carimi (FA)	T	16/7				
Jonathan Scott (FA)	T	1/0				
Chris Chester (WAS)	G	16/16				
Tyler Polunbus (WAS)	G	11/17				
Mike Person (STL)	T	16/0				
Jake Rodgers	T	7-225	Eastern Wash			

DEFENSE						
	GP/GS	Tkl's	Sk-tfl	Int		
Dwight Lowery-DB (IND)	16/15	79	1-1	2		
Prince Shembo-LB (FA)	16/3	57	0-2	0		
Robert McClain-DB (NE)	16/6	56	1-2	2		
Josh Wilson-DB (DET)	16/4	28	0-1	1		
Corey Peters-DL (ARZ)	15/2	26	2-6	0		
Osi Umenyiora-DL (FA)	16/0	12	2-5-2	0		
Javier Arenas-DB (FA)	6/0	6	0-0	0		
Justin Durant-LB (DAL)	6/6	49	0-2	1		
Brooks Reed-LB (HOU)	16/13	41	3-5	1		
Phillip Adams-DB (NYJ)	12/4	23	0-0	1		
Jonathan Massaquoi-LB (TEN)	15/3	22	2-4	0		
O'Brien Schofield-LB (SEA)	16/0	15	2-2	0		
Adrian Clayborn-DL (TB)	1/1	1	0-1	0		
Vic Beasley - LB	1-8	Clemson				
Jalen Collins - DB	2-42	LSU				
Grady Jarrett - DT	5-137	Clemson				
Akeem King - DB	7-249	San Jose St				

Offense: ATL lost nearly 1,000 yds of rushing production this offsn with the hopes that LY's 4th rounder Devonta Freeman and TY's 3rd rounder Tevin Coleman have enough to carry the load. The rest of the offensive unit returns with just one full-time starter (OL) departing in FA.

Grade: EVEN
Defense: The Falcons spent a lot of time on this unit this offsn both thru the Draft and in FA. Vic Beasley is one of the most dangerous OLB rushers in TY's draft while 2nd Rnd DC Jalen Collins immediately fills a void in the ATL secondary. New HC Dan Quinn is a former Def Coor so you know that this group was his primary focus in his 1st yr.

Grade: UP
Overview: LY's Falcon team suffered thru a tough ssn that saw HC Mike Smith terminated by ssn's end. ATL is a proud franchise with an owner and front office that will go out of their way to be a playoff contender in the immediate future which could happen as early as TY in the always up-for-grabs NFC South.

CAROLINA PANTHERS

GRADE: **C**

OFFENSE (2014: 7-8-1) DEFENSE
ypg: #16 ppg: #19 ypg: #10 ppg: #21

sacks & int's are totals for defense	Pass	Rush	Rec	OL	DL	LB	DB
	st/yds	st/yds	st/yds	st/gms	st/tkl/sk	st/tkl	st/tkl/int
added TY	-	1/186	3/213	20/26	-/-	6/38	7/49/1
lost from LY	-	6/219	0/44	22/29	1/4-1	-	11/53/1
NET FORTY	-	-5/-33	+3/+169	-2/-3	-1/-4-1	+6/+38	-4/-4/+3
Draft Choices	-	#5	#2	#4	-	#1,5	-

QUARTERBACK - none						
RUSHING	GP/GS	Att	Yds	Ypc	Td	
DeAngelo Williams (PIT)	6/6	62	219	3.5	0	
Jordan Todman (JAX)	16/1	32	186	5.8	1	
Cameron Artis-Payne - RB	5-174	Auburn				

RECEIVING						
	GP/GS	Rec	Yds	Ypc	Td	
DeAngelo Williams (PIT)	rb	5	44	8.8	0	
Ted Ginn (ARZ)	16/0	14	190	13.6	0	
Jarrett Boykin (GB)	13/3	3	23	7.7	0	
Devin Funchess - WR	2-41	Michigan				

OFFENSIVE LINE						
	GP/GS					
Fernando Velasco (FA)	G	13/7				
Byron Bell (TEN)	T	15/15				
Garry Williams (FA)	T	1/0				
Michael Oher (TEN)	T	11/11				
Jonathan Martin (SF)	T	15/9				
Daryl Williams	G	4-102	Oklahoma			

Offense: The Panthers locked down QB Cam Newton this offsn with a lucrative contract extension. CAR loses just one full-time starter (OL) while returning a pair of 1,000 yr receivers along with RB Jonathan Stewart who had his highest rushing output since 2009 with 809 (4.6). There are still plenty of weapons at Newton's disposal for 2015.

Grade: EVEN
Defense: CAR's super LB unit got even stronger this offsn with the addition of Shaq Thompson in the 1st Rnd of the Draft. While the Panthers do lose a starter in the secondary, they did bring in a trio of FA's to fight for time. It will be interesting to see how CAR uses the versatile Thompson who also saw time at S and RB during his collegiate career.

Grade: EVEN
Overview: The Panthers have a target on their back after taking home the NFC South a ssn ago. The roster is virtually the same as '14 but everyone knows how wacky this division can truly be.

NFC SOUTH

NEW ORLEANS SAINTS

GRADE: **C**

OFFENSE (2014: 7-9) DEFENSE
ypg: #1 ppg: #9 ypg: #31 ppg: #28

sacks & int's are totals for defense	Pass	Rush	Rec	OL	DL	LB	DB
	st/yds	st/yds	st/yds	st/gms	st/tkl/sk	st/tkl	st/tkl/int
added TY	-	5/330	7/770	19/20	0/22/1.5	1/2	9/45/1
lost from LY	-	4/252	22/2608	30/30	3/27/3.5	16/145	17/97/4
NET FORTY	-	+1/+78	-15/-2538	-11/-10	-3/-5/-2	-15/-143	-8/-52/-3
Draft Choices	#3	#7	-	#1	#5	#1,2,5	#3,5

QUARTERBACK						
RUSHING	GP/GS	Att	Yds	Ypc	Td	
Garrett Grayson - QB	3-75	Colorado St				
Pierre Thomas (FA)	11/3	45	222	4.9	2	
Travis Cadet (NE)	15/1	10	32	3.2	0	
Kenny Stills (MIA)	wr	1	-2	-2.0	0	
CJ Spiller (BUF)	9/5	78	300	3.8	0	
Josh Morgan (CHI)	wr	2	30	15.0	0	
Marcus Murphy - RB	7-230	Missouri				

RECEIVING						
	GP/GS	Rec	Yds	Ypc	Td	
Kenny Stills (MIA)	15/7	63	931	14.8	3	
Jimmy Graham (SEA)	16/13	85	889	10.5	10	
Pierre Thomas (FA)	rb	45	378	8.4	1	
Travis Cadet (NE)	rb	38	296	7.8	1	
Robert Meachem (FA)	11/2	7	114	16.3	0	
Josh Morgan (CHI)	14/7	10	70	7.0	1	
Joe Morgan (FA)	0/0	0	0	0.0	0	

OFFENSIVE LINE						
	GP/GS					
Jonathan Goodwin (FA)	C	14/14				
Ben Robinson (KC)	G	16/16				
Max Unger (SEA)	C	6/6				
Mike McGlynn (KC)	G	14/13				
Andrus Peat	T	1-13	Stanford			

Offense: While Ndamukong Suh was the biggest defensive name to switch teams this offsn, TE Jimmy Graham was arguably the biggest on the offensive side of the ball as he was dealt to SEA for C Max Unger and a 1st Rnd DC. The receiving corps as a whole will look much different for the Saints as they also part ways with leading receiver Kenny Stills while they didn't use a DC or bring in any big FA acquisitions to replenish the group. The RB position may be a tad bit better with CJ Spiller joining but QB Drew Brees does have fewer targets at his disposal.

Grade: DOWN
Defense: Most of the Saints early DC's came on the defensive side of the ball and deservedly so as they finished 2nd worst in total defense in 2014. Leading tackler Curtis Lofton does move on this offsn but they do bring in Dannel Ellerbe to fill his spot despite missing all but 1 gm a ssn ago (101 tkl's '13).

Grade: EVEN
Overview: In a wacky NFC South that generally sees a new team crowned as division champ each year, it's unclear what the Saints were thinking this offsn as their potent offense lost a bunch of weapons in the passing game while the defense looks a bit young and unproven. It's hard to get a full read following this offsn on just what this team will be made of.

TAMPA BAY BUCCANEERS

GRADE: **A**

OFFENSE (2014: 2-14) DEFENSE
ypg: #30 ppg: #29 ypg: #25 ppg: #25

sacks & int's are totals for defense	Pass	Rush	Rec	OL	DL	LB	DB
	st/yds	st/yds	st/yds	st/gms	st/tkl/sk	st/tkl	st/tkl/int
added TY	-	-	-	-	3/41/13	10/79	31/159/10
lost from LY	11/2206	0/127	-	17/26	16/49/6	14/92	14/80/0
NET FORTY	-11/-2206	0/-127	-	-17/-26	-13/-8/+7	-4/-13	+17/+79/+10
Draft Choices	#1	#7	#5,6	#2,2	-	#4	-

QUARTERBACK						
RUSHING	GP/GS	Att	Yds	Ypc	Td	
Josh McCown (CLE)	11/11	184	327	2206	56.3%	11-14
Jameis Winston - QB	1-1	Florida St				

RECEIVING						
	GP/GS	Rec	Yds	Ypc	Td	
Josh McCown (CLE)	qb	25	127	5.1	3	
Joey Iosefa - RB	7-231	Hawaii				

OFFENSIVE LINE						
	GP/GS					
Anthony Collins (FA)	T	10/10				
Oniel Cousins (FA)	T	16/7				
Donovan Smith	T	2-34	Penn St			
Ali Marpet	C	2-61	Hobart			

DEFENSE						
	GP/GS	Tkl's	Sk-tfl	Int		
Dashon Goldson-DB (WAS)	14/14	80	0-0	0		
Mason Foster-LB (CHI)	10/10	62	0-2	0		
Dane Fletcher-LB (FA)	16/4	29	0-5-0	0		
Michael Johnson-DL (CIN)	14/13	27	4-5	0		
Da'Quan Bowers-DL (FA)	11/2	21	1-5-2	0		
Brandon Magee-LB (FA)	9/0	1	0-0	0		
Adrian Clayborn-DL (ATL)	1/1	1	0-1	0		
D.J. Swearingen-DB (HOU)	16/12	73	1-3	2		
Bruce Carter-LB (DAL)	13/8	67	1-5	5		
Sterling Moore-DB (DAL)	16/7	46	0-1	0		
Chris Conte-DB (CHI)	12/12	40	0-0	3		
George Johnson-DL (DET)	16/0	26	6-10	0		
Henry Melton-DL (DAL)	16/3	15	5-6	0		
Khaseem Greene-LB (CHI)	10/2	11	0-0	0		
Larry Dean-LB (BUF)	13/0	1	0-0	0		
Kwon Alexander - LB	4-124	LSU				

Offense: The Bucs used the Draft to grab their franchise QB in the 1st Rnd and a pair of OL to protect him in Rnd 2. The losses on the TB offense are minimal as only journeyman QB Josh McCown moves on. With a pair of 1,000 yd WR's and a RB corps that should be in better shape after LY's inj's, Jameis Winston has the foundation laid for a strong rookie season.

Grade: UP
Defense: While the Bucs lose 3 starters from LY's squad via FA, they do bring enough to compensate for the departures highlighted by a trio of FA's from DAL that totaled 18 sts and 128 tkl's a year ago. The Bucs should be very close to this past ssn.

Grade: EVEN
Overview: There is only one way go for TB in 2015 after LY's dismal performance that landed them with the worst record in the league. QB Winston has plenty of options in the passing game as well as added OL talent to protect him. HC Lovie Smith is a defensive-oriented coach which has us believing that the Bucs have an excellent shot at avoiding the NFC South basement in 2015 with an eye at making a push further up the division in 2016.

ARIZONA CARDINALS

GRADE: **B**

OFFENSE (2014: 11-5) DEFENSE
ypg: #24 ppg: #24 ypg: #24 ppg: #5

sacks & int's are totals for defense	Pass	Rush	Rec	OL	DL	LB	DB
	st/yds	st/yds	st/yds	st/gms	st/tkl/sk	st/tkl	st/tkl/int
added TY	-	-	-	20/30	18/61/5.5	5/5	4/15/1
lost from LY	2/562	0/58	19/677	30/30	22/64/2	19/118	16/49/3
NET FOR TY	-2/-562	0/-58	-19/-677	-10/-	-4/-3/+2.5	-14/-113	-12/-34/-2
Draft Choices	-	#3	#5,7	#1	#2,4,5	-	-

QUARTERBACK	GP/GS	Com-Att	Yds	Pct	Td-Int
Ryan Lindley (FA)	3/2	45-93	562	48.4%	2-4
Ted Ginn (FA)	WR	1-1	10	100.0%	0-0
Chandler Harnish (FA)	0/0	0-0	0	0.0%	0-0

RUSHING	GP/GS	Att	Yds	Ypc	Td
Jonathan Dwyer (FA)	2/0	16	51	3.2	1
Ted Ginn (FA)	wr	3	6	2.0	4
Rob Housler (CLE)	te	1	1	1.0	1
David Johnson - RB	3-86	Northern Iowa			

RECEIVING	GP/GS	Rec	Yds	Ypc	Td
John Carlson (RET)	16/12	33	350	10.6	1
Ted Ginn (CAR)	16/0	14	190	13.6	0
Rob Housler (CLE)	15/7	9	129	14.3	0
Jonathan Dwyer (FA)	RB	2	8	4.0	0
J.J. Nelson - WR	5-159	UAB			
Gerald Christian - TE	7-256	Louisville			

OFFENSIVE LINE	GP/GS				
Lyle Sendlein (FA)	C	16/16			
Paul Fanaika (KC)	G	14/14			
Mike Iupati (SF)	G	15/15			
AQ Shipley (IND)	G	15/5			
D.J. Humphries	T	1-24	Florida		

DEFENSE	GP/GS	Tkl's	Sk-tfl	Int
Larry Foote (LB FA)	15/15	83	2-6	1
Antonio Cromartie-DB (NYJ)	16/16	49	0-3	3
Tommy Kelly-DL (FA)	16/13	33	1-5	0
Dan Williams-DL (OAK)	16/9	31	1-3	0
Sam Acho-LB (CHI)	16/4	28	1-4	1
Marcus Benard-LB (FA)	12/0	7	1-1	0
Cory Redding-DL (IND)	16/16	35	3-5-6	0
Corey Peters-DL (ATL)	15/2	26	2-6	0
Alfonzo Dennard-DB (NE)	6/4	15	0-2	1
LaMarr Woodley-LB (OAK)	6/5	5	0-0	0
Sean Weatherspoon-LB (ATL)	0/0	0	0-0	0
Markus Golden - DE	2-58	Missouri		
Rodney Gunter - DT	4-116	Delaware St		
Shaquille Riddick - DE	5-158	West Virginia		

Offense: Injuries were a big reason for the offensive demise of the Cardinals as the season wore on, especially at the QB position as ARZ was forced to start 3 different players throughout the yr and playoffs. While the group does lose a pair of OL starters in FA, they do get 2 in return while also adding DJ Humphries in the 1st Rnd of the Draft. Everyone else returns with the hopes of better overall health.

Grade: EVEN

Defense: After being just 1 of 7 teams since 1940 to allow four 500+ yd games, it was clear that the Cardinals needed some help on the defensive side of the ball. They added a slew of FA's along with solid pass-rushing DE Markus Golden in the 2nd Rnd of the Draft. The only major loss on the unit is CB Antonio Cromartie but with the talent this secondary possesses (when healthy), they can survive without him.

Grade: UP

Overview: It appears to be a 2-team race for the NFC West this season assuming the Cardinals stay healthy as SF and STL are clearly looking to the future judging by how their offssn was handled. HC Bruce Arians has done solid work since taking over the reigns in ARZ and another playoff push could be in the offing.

ST LOUIS RAMS

GRADE: **C+**

OFFENSE (2014: 6-10) DEFENSE
ypg: #28 ppg: #21 ypg: #17 ppg: #17

sacks & int's are totals for defense	Pass	Rush	Rec	OL	DL	LB	DB
	st/yds	st/yds	st/yds	st/gms	st/tkl/sk	st/tkl	st/tkl/int
added TY	10/2598	-	-	4/10	8/14/1	4/17	-
lost from LY	8/1657	5/303	0/152	52/71	4/24/1	-	-
NET FOR TY	+2/+941	-5/-303	0/-152	-48/-61	+4/-12/+4	+4/+17	-
Draft Choices	#3	#1	#6	#2,3,4,6	#7	#7	-

QUARTERBACK	GP/GS	Com-Att	Yds	Pct	Td-Int
Shaun Hill (MIN)	9/8	145-229	1657	63.3%	8-7
Nick Foles (PHI)	8/8	186-311	2163	59.8%	13-10
Case Keenum (HOU)	2/2	45-77	435	58.4%	2-2
Sean Mannion - QB	3-89	Oregon St			

RUSHING	GP/GS	Att	Yds	Ypc	Td
Zac Stacy (NYJ)	13/5	76	293	3.9	1
Shaun Hill (MIN)	qb	10	10	1.0	1
Todd Gurley - RB	1-10	Georgia			

RECEIVING	GP/GS	Rec	Yds	Ypc	Td
Zac Stacy (NYJ)	rb	18	152	8.4	0
Bud Sasser - WR	6-201	Missouri			

OFFENSIVE LINE	GP/GS				
Scott Wells (FA)	C	16/16			
Davin Joseph (FA)	G	16/13			
Joe Barksdale (FA)	T	16/16			
Jake Long (FA)	T	7/7			
Mike Person (ATL)	T	16/0			
Garrett Reynolds (DET)	T	10/4			
Rob Havenstein	T	2-57	Wisconsin		
Jamon Brown	T	3-72	Louisville		
Andrew Donnal	T	4-119	Iowa		
Cody Wichmann	G	6-215	Fresno St		

DEFENSE	GP/GS	Tkl's	Sk-tfl	Int
Kendall Langford-DL (STL)	16/4	25	1-1	0
Alex Carrington-DL (BUF)	8/0	1	0-0	0
Akeem Ayers-LB (NE)	9/4	17	4-6	1
Nick Fairley-DL (DET)	8/8	14	1-3	0
Bryce Hager - LB	7-224	Baylor		
Martin Ifedi - DE	7-227	Memphis		

Offense: The Rams have been all over the place drafting for the RB position the past 4 ssns as they've selected 5 players including a 2nd Rnd selection LY and Todd Gurley with the 10th overall pick TY. The biggest question for the STL offense however is at QB as Sam Bradford has now departed and Nick Foles takes over despite missing half of '14 with injury.

Grade: EVEN

Defense: STL has done an excellent job building their defense up thru the draft the past few ssns including LY's Def Rookie of the Yr Aaron Donald. DL Nick Fairley joins the group via FA while the losses are minimal. STL continues to have a very strong defense.

Grade: EVEN

Overview: While the Rams have a solid defensive unit, their main objective for 2015 is to find a QB and close the gap between themselves and the NFC West hierarchy (SEA & ARZ). Another mediocre year should be expected while the front office uses next offssn to make a move up the divisional standings.

SAN FRANCISCO 49ers

GRADE: **D-**

OFFENSE (2014: 8-8) DEFENSE
ypg: #20 ppg: #25 ypg: #5 ppg: #10

sacks & int's are totals for defense	Pass	Rush	Rec	OL	DL	LB	DB
	st/yds	st/yds	st/yds	st/gms	st/tkl/sk	st/tkl	st/tkl/int
added TY	-	9/297	16/1020	16/16	-	4/46	14/58/0
lost from LY	-	16/1125	20/1549	31/37	16/43/5	24/161	28/98/9
NET FOR TY	-	-7/-828	-4/-529	-15/-21	-16/-43/-5	-20/-115	-14/-40/-9
DC - (also #5-P)	-	#4	#4,4,7	#6,7	#1	#3	#2

QUARTERBACK - none	GP/GS	Att	Yds	Ypc	Td
RUSHING	16/16	255	1106	4.3	4
Frank Gore (IND)	6/0	7	19	2.7	0
Alfonso Smith (FA)	11/9	76	297	3.9	2
Reggie Bush (DET)	4-126	South Carolina			
Mike Davis - RB	4-126	South Carolina			

RECEIVING	GP/GS	Rec	Yds	Ypc	Td
Michael Crabtree (OAK)	16/16	68	698	10.3	4
Stevie Johnson (SD)	13/1	35	435	12.4	3
Brandon Lloyd (FA)	14/3	14	294	21.0	1
Frank Gore (IND)	rb	11	111	10.1	1
Alfonso Smith (FA)	rb	3	11	3.7	0
Torrey Smith (BAL)	16/16	49	767	15.7	11
Reggie Bush (DET)	rb	40	253	6.3	0
Jerome Simpson (FA)	0/0	0	0	0.0	0
Blake Bell - TE	4-117	Oklahoma			
DeAndre Smelter - TE	4-132	Georgia Tech			
Rory Anderson - TE	7-254	South Carolina			

OFFENSIVE LINE	GP/GS				
Mike Iupati (ARZ)	G	15/15			
Jonathan Martin (CAR)	T	15/9			
Anthony Davis (RET)	T	7/7			
Eric Fears (BUF)	G	16/16			
Ian Silberman	G	6-190	Boston College		
Trenton Brown	G	7-244	Florida		

DEFENSE	GP/GS	Tkl's	Sk-tfl	Int
Chris Borland (LB-RET)	14/8	100	1-12	2
Perrish Cox-DB (TEN)	15/14	53	0-0	5
Chris Culliver-DB (WAS)	14/14	45	0-0	4
Justin Smith (DL-RET)	16/16	43	5-7	0
Patrick Willis (LB-RET)	6/6	34	0-0	1
Dan Skuta-LB (JAX)	14/10	27	5-5	0
Shareece Wright-DB (SD)	14/14	58	2-2	0
Phillip Wheeler-LB (MIA)	15/4	46	0-3	0
Nick Bellore-LB (NYJ)	0/0	0	0-0	0
Darnell Dockett-DL (ARZ)	0/0	0	0-0	0
Arik Armstead - DT	1-17	Oregon		
Jaquiski Tartt - DB	2-46	Samford		
Eli Harold - LB	3-79	Virginia		

PUNTING	GP	Punt	Yds	Avg	Net
Frank Gore (IND)	16	72	3369	46.8	39.6
Bradley Pinion - P	5-165	Clemson			

Offense: The 49ers have parted ways this offssn with their top rusher (Frank Gore) as well as two of their top 3 receivers (Michael Crabtree & Stevie Johnson) and a trio of starters on their OL. While Torrey Smith's addition to the WR corps is commendable, the RB's appear to be 2nd year pro Carlos Hyde and oft-injured journeyman Reggie Bush. New HC Jim Tomsula has his hands full this ssn.

Grade: DOWN

Defense: While free agency is normally the cause of roster turnover, the 49ers defense is dealing with something else this ssn, retirement. SF loses 3 starters from LY and the names are huge as Patrick Willis, Justin Smith and LY's leading tackler and rookie LB Chris Borland have moved on from football. The secondary also took a few hits in FA making the 49ers D a huge ? for 2015.

Grade: DOWN

Overview: What a difference a year makes as LY at this time the 49ers were coming off of their 3rd consecutive NFC Championship game appearance. This year it appears that they will be battling to stay out of the NFC West basement with huge losses on both sides of the ball along with the departure of HC Jim Harbaugh. The 49ers are the only NFC team to get a thumbs down on both offense and defense this offssn.

NFC WEST

SEATTLE SEAHAWKS

GRADE: **B**

OFFENSE (2014: 12-4) DEFENSE
ypg: #9 ppg: #10 ypg: #1 ppg: #1

sacks & int's are totals for defense	Pass	Rush	Rec	OL	DL	LB	DB
	st/yds	st/yds	st/yds	st/gms	st/tkl/sk	st/tkl	st/tkl/int
added TY	-	-	13/889	-	11/28/1	-	20/86/2
lost from LY	-	-	5/267	22/27	8/46/5	5/34	13/50/2
NET FOR TY	-	-	+8/+622	-22/-27	+3/-18/-4	-5/-34	+7/+36/-
Draft Choices	-	-	#3	#4,4	#2,6,6	-	#5,7

QUARTERBACK	GP/GS	Com-Att	Yds	Pct	Td-Int
Tarvaris Jackson (FA)	1/0	1-1	0	100.0%	0-0

RUSHING - none	GP/GS	Att	Yds	Ypc	Td
RECEIVING	6/2	8	134	16.8	1
Tony Moaaki (ATL)	3/3	6	76	12.7	0
Zach Miller (FA)	13/0	6	57	9.5	0
Bryan Walters (FA)	16/13	85	889	10.5	10
Jimmy Graham (NO)	3-69	Kansas St			
Tyler Lockett - WR	4-130	San Diego St			
Mark Glowinski	G	4-134	West Virginia		

OFFENSIVE LINE	GP/GS				
Max Unger (NO)	C	6/6			
Stephen Schilling (RET)	C	8/3			
James Carpenter (NYJ)	G	13/13			
Terry Poles	G	4-130	San Diego St		
Mark Glowinski	G	4-134	West Virginia		

DEFENSE	GP/GS	Tkl's	Sk-tfl	Int
Byron Maxwell-DB (PHI)	13/12	39	0-0	2
Malcolm Smith-LB (OAK)	14/5	34	0-2	0
Kevin Williams-DL (FA)	16/8	31	3-8	0
O'Brien Schofield-DL (ATL)	16/0	15	2-2	0
Jeron Johnson-DB (WAS)	15/1	11	0-2	0
Cary Williams-DB (PHI)	16/16	58	0-2	2
Will Blackmon-DB (JAX)	8/4	28	1-1	0
Ahtya Rubin-DL (CLE)	13/11	28	1-1	0
Frank Clark - DE	2-63	Michigan		
Tye Smith - DB	5-170	Towson		
Obum Gwacham - DE	6-209	Oregon St		
Kristjan Sokoli - DT	6-214	Buffalo		
Ryan Murphy - DB	7-248	Oregon St		

Offense: When your leading receiver the past 2 seasons has averaged just 4 td's, the smart thing to do is add some talent in the RZ area and the Seahawks did just that with the blockbuster deal that sent Jimmy Graham here from NO in exchange for C Max Unger & a 1st Rnd pick. Over the past 4 yrs Graham has avg 12 td's a ssn for the Saints. Despite the loss of Unger and one other starting member of the OL, this offensive unit as a whole is virtually the same but Graham's addition is a big bonus for Russell Wilson.

Grade: UP

Defense: SEA added some nice depth during the draft to the defensive unit while the departures are minimal including Super Bowl MVP Malcolm Smith who started just 5 gms in '15 yet the Raiders still decided to overpay him this offssn. When your defense is as good as it's been in SEA, why mess with it?

Grade: EVEN

Overview: The Seahawks may have strengthened their chances at claiming another NFC West Title this offssn by just standing pat and keeping most of their roster together from a ssn ago as the 49ers and Rams have clear roster concerns and the Cardinals couldn't seem to

SPORTS SERVICES - A COMMENTARY

The Sports Service industry has a bad reputation with a good portion of the public and we feel deservedly so. We estimate that this season will start with over 1,000 Sports Services in business. At the end of this year, we look for the usual 95 - 100 to still be in business. Why is this? The **majority** of Sports Services are rip off artists and cons. They coin a name, get phone numbers and Credit Card numbers. They then use high pressure tactics and lies to charge up large sums of money on the unsuspecting public. At the end of the year, their fictitious reputation has been trashed and they cease operations. The next season they pick out a new name, make up some new ads and get rich ripping off the public once again. They do not care about the picks they put out, they only care about getting YOUR money. Their time is spent on slick ad campaigns - not handicapping.

In 1990, someone contacted us who worked for a service in Indiana. He told us that the owner operates 7 to 10 Sports Services out of the same building. If he rips off someone under one name, he simply has a different salesman call back from one of his other services. The owner's philosophy is "it's not how many you WIN, it is how many you SELL!"


These Sports Services thrive on gimmicks like "Lock" games and "Can't Lose" or "Sure Winner" labels for their shams. They come out with 50★, 100★, or 500★ or even million ★ games. Many use the telephone to badger people until they can get a Master Card or Visa number. The lure of quick, easy money is enough to trap unsuspecting bettors into believing that there is such a thing as a sure thing. **NEVER, we repeat, NEVER wager more than you can afford to lose.**

Being in the Sports Service industry since 1982, we have heard all kinds of horror stories from people who have fallen prey to these unsavory services. We get calls on weekends from people who say they just took a dive on some services "can't lose" game and now they need one sure play to bail them out of deep trouble. Remember, **there is no such thing as a can't lose game.** Others call us to say they were with a service years ago, but played their plays and lost either their house, marriage, job and have not bet since then.

There is only one way to win money and that is by smart wagering throughout the season, not doubling up when down and by all means not going beyond your limits on any play. A guide for money management is "10 Keys to a Winning Season" which is on sale through the Northcoast office at 1-800-654-3448. The intelligent bettor realizes this and finds a Sports Service that is hard working and honest. Why pay for hype when the winners and honesty are most important. You read in our commentaries when we have bad weeks as well as all those weeks we tout our successful picks. Yes, there are honest services out there besides Northcoast Sports, but be careful when you choose. Choose for football knowledge, not how slick their ads look or how great a salesman they have.

A graphic example of how the majority of Sports Services operate was found in the comics section of our local paper. "Tank McNamara" written by Jeff Millar and Bill Hinds, did a satire on how easy it is to open up a Sports Service by showing how a group of senior citizens with no football knowledge opened one up and were ready to ring up the Master Card and Visa sales. It may seem highly unlikely, but this type of start is true on over half of the present services.

Keep the cartoon below in mind when you're looking for a football service, and Good Luck to you for the upcoming year!



TANK McNAMARA

Jeff Millar & Bill Hinds



ATS

TCU	11-2	+9
La Tech	11-3	+8
Arkansas	10-3	+7
Western Mich	10-3	+7
Oregon	10-4	+6
Georgia Tech	10-4	+6
Texas St	9-3	+6
Michigan St	9-4	+5
Rutgers	9-4	+5
Duke	9-4	+5
Rice	9-4	+5
Utah	9-4	+5
Idaho	8-3	+5
Ohio St	9-5	+4
Missouri	9-5	+4
Virginia	8-4	+4
UTEP	8-4	+4
Memphis	8-4	+4
FIU	8-4	+4
UMass	8-4	+4

FAV

Rice	8-1	+7
TCU	9-2	+7
Oregon	10-4	+6
Michigan St	8-3	+5
UTEP	4-0	+4
Kansas St	5-2	+3
Arkansas	4-1	+3
Colorado St	6-3	+3
Duke	6-3	+3
Texas	4-1	+3
Marshall	8-5	+3
Cincinnati	6-3	+3
Georgia	8-5	+3
La Tech	6-3	+3

OZU

Ohio St	12-1	+11
Tulsa	10-2	+8
BYU	9-3	+6
WKU	9-4	+5
Oklahoma	9-4	+5
Notre Dame	9-4	+5
Georgia	9-4	+5
Boise St	9-4	+5
UMass	8-4	+4
SMU	8-4	+4
Kentucky	8-4	+4

OZU-A

Oklahoma	5-0	+5
Old Dominion	5-1	+4
Wyoming	5-1	+4
Rutgers	5-1	+4
SMU	5-1	+4
UMass	5-1	+4
N Illinois	1-6	-5
Syracuse	0-5	-5
San Diego St	1-5	-4
Stanford	1-5	-4
Mississippi	0-4	-4
Penn St	0-4	-4
Texas	0-4	-4
Hawaii	1-5	-4
Troy	1-5	-4
USC	1-5	-4
Wisconsin	0-4	-4
Maryland	1-5	-4

San Diego St	1-12	-11
Syracuse	2-10	-8
Mississippi	2-10	-8
Virginia Tech	3-9	-6
Ohio	2-8	-6
N Illinois	4-10	-6
Stanford	3-9	-6
Washington	4-10	-6
Miami, FI	4-9	-5
Clemson	4-9	-5
West Virginia	4-9	-5
Nevada	4-9	-5
Texas	4-9	-5
Arizona	4-9	-5
Arkansas	4-9	-5
UTEP	4-9	-5
UTSA	4-8	-4
Michigan	4-8	-4
ULM	4-8	-4
Kansas	4-8	-4
USF	4-8	-4
Wake Forest	4-8	-4
Virginia	4-8	-4
Duke	4-8	-4

OZU CONF

Ohio St	8-0	+8
Tulsa	7-1	+6
Oklahoma	7-2	+5
Boise St	7-2	+5
Wyoming	6-2	+4
S Carolina	6-2	+4
Georgia	6-2	+4
Arkansas St	6-2	+4

West Virginia	1-8	-7
Syracuse	1-7	-6
San Diego St	1-7	-6
Mississippi	1-7	-6
Penn St	1-7	-6
Miami, FI	1-7	-6
Virginia	1-7	-6
N Illinois	2-7	-5
Stanford	2-7	-5
USC	2-7	-5
Ohio	1-6	-5
Virginia Tech	2-6	-4
Duke	2-6	-4
Arizona	3-7	-4
LSU	2-6	-4
UTEP	2-6	-4
Louisville	2-6	-4
Cincinnati	2-6	-4
Clemson	2-6	-4
USF	2-6	-4
Ga Southern	2-6	-4
Arkansas	2-6	-4
Tulane	2-6	-4

OZU-H

Ohio St	7-0	+7
Tulsa	6-0	+6
Memphis	5-1	+4
Florida	5-1	+4
Boise St	5-1	+4
San Diego St	0-7	-7
Florida St	1-6	-5
Missouri	1-6	-5
West Virginia	1-5	-4
Nevada	1-5	-4
UTSA	1-5	-4
Wake Forest	1-5	-4
Akron	1-5	-4
Texas A&M	1-5	-4

ATS

Oregon St	2-10	-8
Florida St	3-11	-8
Connecticut	2-10	-8
San Jose St	3-9	-6
Auburn	4-9	-5
Akron	3-8	-5
New Mex St	3-8	-5
Michigan	4-8	-4
Syracuse	4-8	-4
Wash St	4-8	-4
SMU	4-8	-4
Tulane	4-8	-4
Toledo	4-8	-4
North Texas	4-8	-4
S Alabama	4-8	-4
UTSA	4-8	-4
Old Dominion	4-8	-4

FAV

Florida St	3-10	-7
S Carolina	1-7	-6
Bowl Green	1-6	-5
Oregon St	1-5	-4
Akron	2-6	-4
Auburn	3-7	-4
UTSA	1-5	-4
E Carolina	3-7	-4
Fla Atlantic	0-4	-4
Old Dominion	0-4	-4
Northwestern	0-4	-4
Ball St	0-4	-4
Connecticut	0-3	-3
N Carolina	1-4	-3
Texas A&M	2-5	-3
Virginia Tech	2-5	-3
Oklahoma	5-8	-3

HOME

Florida St	1-6	-5
Connecticut	1-6	-5
UNLV	1-6	-5
Southern Miss	0-5	-5
Syracuse	1-5	-4
SMU	1-5	-4
Old Dominion	1-5	-4
Texas A&M	1-5	-4
BYU	1-5	-4
Ball St	1-5	-4
Georgia St	1-5	-4
Central Mich	1-5	-4
Oregon St	2-5	-3
Wash St	2-5	-3
Toledo	1-4	-3
S Alabama	1-4	-3
S Carolina	2-5	-3
Northwestern	2-5	-3
Virginia Tech	2-5	-3
N Illinois	1-4	-3
Houston	2-5	-3

DOG

San Jose St	0-8	-8
New Mexico St	2-8	-6
Tulane	2-8	-6
Connecticut	2-7	-5
North Texas	1-6	-5
Oregon St	1-5	-4
SMU	4-8	-4
S Alabama	1-5	-4
Miami, FI	0-4	-4
Syracuse	2-5	-3
Ohio	2-5	-3

CONF

Oregon St	1-8	-7
E Carolina	1-7	-6
Penn St	1-7	-6
Akron	1-6	-5
San Jose St	2-6	-4
New Mex St	2-6	-4
Connecticut	2-6	-4
North Texas	2-6	-4
Iowa St	2-6	-4
Georgia St	2-6	-4
UTSA	2-6	-4
Texas A&M	2-6	-4
Bowl Green	2-6	-4

AWAY

North Texas	0-6	-6
Oregon St	0-5	-5
San Jose St	1-6	-5
Army	0-5	-5
Akron	1-5	-4
New Mex St	1-5	-4
Penn St	0-4	-4
Auburn	1-4	-3
Michigan	1-4	-3
Ohio	1-4	-3
Miami, FI	1-4	-3
Clemson	1-4	-3
Kansas	1-4	-3
Colorado	1-4	-3

HOME

TCU	7-0	+7
Virginia	6-1	+5
UTEP	5-0	+5
Kansas St	6-1	+5
Arkansas	6-1	+5
UCF	5-1	+4
Colorado	5-1	+4
Arkansas St	5-1	+4
Air Force	5-1	+4
Western Mich	4-1	+3
Rice	4-1	+3
Minnesota	5-2	+3
Michigan St	5-2	+3
LSU	5-2	+3
Duke	5-2	+3

DOG

Idaho	7-1	+6
Georgia Tech	6-0	+6
Texas St	6-1	+5
La Tech	5-0	+5
California	6-2	+4
Miami, OH	6-2	+4
Western Mich	5-1	+4
S Carolina	4-1	+3
Florida Atlantic	5-2	+3
West Virginia	4-1	+3
Miss St	3-0	+3
Houston	3-0	+3
NC State	5-2	+3
Boston College	5-2	+3
Virginia	5-2	+3
Ohio St	3-0	+3
FIU	7-4	+3
Missouri	5-2	+3
Rutgers	6-3	+3
Utah	4-1	+3
Arkansas	5-2	+3

AWAY

Idaho	6-0	+6
Texas St	6-0	+6
La Tech	7-1	+6
California	5-0	+5
Missouri	5-0	+5
Western Mich	6-1	+5
Central Mich	5-1	+4
Houston	4-0	+4
Louisville	5-1	+4
Nevada	5-1	+4
Miami, OH	5-1	+4
Utah	5-1	+4
Georgia Tech	5-1	+4
N Illinois	5-2	+3
New Mexico	4-1	+3
Nebraska	4-1	+3
NC State	4-1	+3
Memphis	4-1	+3
Boston College	4-1	+3

CONF

Oregon	8-2	+6
Western Mich	7-1	+6
Cincinnati	6-1	+5
TCU	7-2	+5
La Tech	7-2	+5
Georgia Tech	7-2	+5
UCF	6-2	+4
UMass	6-2	+4
Minnesota	6-2	+4
Texas St	6-2	+4
Idaho	6-2	+4

Our 33rd Season - Thank You!

PRICES ON THIS PAGE ARE VALID THRU 7/30/15

*Mailed orders must be post marked by 7/30/15
or the discounted price cannot be honored.*

NORTHCOAST SPORTS PRODUCTS

	REGULAR PRICE	BY 7/30/15
2015 POWER SWEEP Newsletter (e-mail price)	\$129	\$94
2015 Power Sweep Newsletter (mailed) Mailed logs are an additional \$10 to cover added postage	\$169	\$134
2015 POWER PLAYS Newsletter (E-MAIL ONLY)	\$129	\$94
'15 PP added to a 2015 Power Sweep subscription *no additional bonuses	\$60*	\$50*

NC SPORTS PLAYS - Individual or Partial Season

	REGULAR PRICE	BY 7/30/15
WEEK #1A & #1 Pre-Season EXEC CLUB With a 2015 Power Sweep Subscription	\$129 free	\$99 free
FULL Pre-Season EXEC CLUB SERVICE *With a '15 Power Sweep sub, as week #1 incl as a bonus	\$699	\$449/\$249*
THANKSGIVING IN SEPT - CFB EXEC WK #1 ~ Yes, we're a bit superstitious so we always charge just \$125 for Thanksgiving EXEC. Well, this season we're going to start off with that same special. Get FULL COLLEGE EXEC from Thur, Sept 3rd thru Labor Day Sept 7th for just \$125. PS SUBS can use extra bonus option "A" and pay JUST \$62!	\$125	\$125/\$62~
FULL SEPTEMBER EXEC CLUB SERVICE ◀ The \$699 price is valid for 2015 Power Sweep subscribers which had week #1 College Exec Service	\$1500	\$849/\$699<
THE TOP PLAY TRIO This package does NOT include a taped message system. You must call the office each Sat & Sun	\$1599	\$999
THE MIDWEEK TD CLUB The 7 top plays to be ADDED to the ★ rated PS and 4 & 4.5 ★ PP selections	\$499	\$299
A 2015 MARQUEE 7-Pack ◀ The \$34 price is valid for 2015 Power Sweep subscribers which choose option B (pg 5). 7-pks expire SB50.	\$69	\$69/\$34>
A 2015 MARQUEE 21-Pack (NEW for 2015) All 21 calls on ONE NUMBER . 21-pks expire SB50.	\$169	\$144
A 2015 MARQUEE 49-Pack (NEW for 2015) All 49 calls on ONE NUMBER . 49-pks expire SB50.	\$349	\$294

NC SPORTS PLAYS - Regular of FULL Season Packages

THE 2015 MARQUEE SEASON TICKET (reg ssn only) Valid from Thur, Sept 3, 2015 through Sat, Dec 12th, 2015 (last NFL reg gms ssn available only through office)	\$899	\$499
Regular Season COLLEGE SIDE EXEC Service This package does NOT include a taped message system. You must call the office each day.	\$1750	\$1250
Regular Season COLLEGE TOTALS EXEC This package does NOT include a taped message system. You must call the office each day.	\$1750	\$1250
Regular Season NFL EXEC Service This package does NOT include a taped message system. You must call the office each day.	\$1750	\$1250
FULL EXEC CLUB SERVICE From the Hall of Fame Game thru Super Bowl 50! BOTH phone and on-line access to your plays! Also includes an email Power Sweep	\$4500	\$2950

Office Hours: 9am-5pm ET M-F, 10am-1pm Sat & Sun starting Aug 9th

NORTHCOAST SPORTS SERVICE
PO Box 450829
Cleveland, OH 44145



800-654-3448