

ATTENTION



POWER SWEEP


SUBSCRIBERS:

FREE Bonus offers start on Aug 3!

Important dates to call your taped message system

- Aug 3 - Hall of Fame Call In
- Aug 7- Preseason Call In
- Aug 8- Preseason Call In
- Aug 9- Preseason Call In
- Aug 27- College Call In
- Aug 28- College Call In
- Aug 29- College Call In
- Preseason Call In
- Aug 30- College Call In
- Aug 31- College Call In
- Sept 1 - College Call In

Any changes to call in schedule will be announced on your tapes. Please listen carefully.



Sept 5★ TBA You will use the same number to access our September 5★ when the date of release is announced. Please keep your codes & numbers.

If you are grandfathered in for Full Preseason, you will need a different code assigned to you for the 5★ as FULL PREASESON codes are not valid to access the 5★

Call 1-800-654-3448
to get your
FREE
Marquee 7-Pack
any time after 8/1/14

Make sure you have your phone codes in hand by 8/2/14


IF YOU ARE READING THIS AND ARE NOT A CURRENT SUBSCRIBER

It's not too late to get in on all the FREE Bonuses! **Call today 1-800-654-3448**

PAY JUST \$99*^{e-mail} / \$139*^{mail} (valid thru 8/17/14)

FREE BONUSES with subscription!

EVEN IF YOU WAITED TO SIGN UP - THE BONUSES ARE ALL YOURS!!



POWER SWEEP

\$10⁰⁰

**TWENTY NFL
POWER SWEEPS 2007-'13
(ALL *'S WINNING)**

www.ncsports.com

© 2014 Northcoast Sports Service

Volume 32

Preseason Issue

1-800-654-3448

**COLLEGE FUTURES INSIDE! +\$15,475 PROFIT 15Y!
2 DAY SUMMER SPECIAL AUGUST 6TH & 7TH
\$464 OF FREE BONUSES- SEE Pg 2 FOR DETAILS!**

NORTHCOAST SPORTS SERVICE

P.O. BOX 450829

CLEVELAND, OHIO 44145

**2013's POWER SWEEP COLLEGE
KEY SELECTIONS:**

Issue	Selection	Result	Score	Rank
1	4★ Florida St (-10') over Pittsburgh	WIN	41-13	1
	3★ Washington (-4) over Boise St	WIN	38-6	2
	3★ Utah (-2') over Utah St	WIN	30-26	3
Underdog: Toledo (+23) over Florida WIN 6-24				
2	4★ Auburn (-11) over Arkansas St	WIN	38-9	3
	3★ Oklahoma (-21) over West Virginia	loss	16-7	4
	3★ Houston (-3) over Temple	WIN	22-13	4
Underdog: Illinois (+8) over Cincinnati WIN 45-17				
3	4★ Louisville (-13') over Kentucky	WIN	27-13	5
	3★ Auburn (-6') over Mississippi St	loss	24-20	6
	3★ Alabama (-8) over Texas A&M	loss	49-42	7
Underdog: New Mexico St (+4) over UTEP loss 21-42				
4	4★ Kansas (-10') over Louisiana Tech	loss	13-10	8
	3★ Wisconsin (-22') over Purdue	WIN	41-10	9
	3★ Houston (-3) over Rice	WIN	31-26	10
Underdog: FAU (+3') over Middle Tennessee loss 35-42				
5	4★ Washington (-9) over Arizona	WIN	31-13	8
	3★ Houston (-1) over UTSA	WIN	59-28	9
	3★ Florida St (-23') over Boston College	loss	48-34	9
Underdog: Idaho (+7') over Temple WIN 26-24				
6	4★ Nebraska (-8') over Illinois	WIN	39-19	10
	3★ Tulane (+3) over North Texas	WIN	24-21	11
	3★ Virginia Tech (-7') over N Carolina	WIN	27-17	11
Underdog: Wake Forest (+7') over NC State WIN 28-13				
7	4★ Wisconsin (-10') over Northwestern	WIN	35-6	12
	3★ Nebraska (-14) over Purdue	WIN	44-7	12
	3★ Houston (-9) over Memphis	WIN	25-15	13
Underdog: Tulane (+10) over East Carolina WIN 36-33				
8	4★ Wisconsin (-14) over Illinois	WIN	56-32	13
	3★ Georgia Tech (-7') over Syracuse	WIN	56-0	14
	3★ Houston (+9') over BYU	WIN	46-47	14
Underdog: West Virginia (+5) over Texas Tech loss 27-37				
9	4★ Nebraska (-10') over Minnesota	loss	23-34	15
	3★ SMU (-14) over Temple	loss	59-49	15
	3★ Houston (+6') over Rutgers	WIN	49-14	16
Underdog: Florida Atlantic (+23') over Auburn loss 10-45				
10	4★ Georgia Tech (-10') over Pittsburgh	WIN	21-10	16
	3★ Tulsa (-3') over UTSA	loss	15-34	17
	3★ Houston (-18') over USF	loss	35-23	17
Underdog: Tennessee (+11) over Missouri loss 3-31				
11	4★ Florida (-10') over Vanderbilt	loss	17-34	18
	3★ Texas (-6') over West Virginia	WIN	47-40	18
	3★ Virginia Tech (+6) over Miami, FL	WIN	42-24	18
Underdog: SMU (+7') over Cincinnati WIN 25-28				
12	4★ Wisconsin (-26) over Indiana	WIN	51-3	19
	3★ North Carolina (+1) over Pittsburgh	WIN	34-27	19
	3★ Houston (+17) over Louisville	WIN	13-20	20
Underdog: Nebraska (+6) over Michigan St loss 28-41				
4	4★ Wisconsin (-16') over Minnesota	loss	20-7	20
	3★ Tennessee (-2') over Vanderbilt	loss	10-14	21
	3★ Houston (-2') over Cincinnati	loss	17-24	21
Underdog: Wake Forest (+6') over Duke loss 21-28				
4	4★ Missouri (-4) over Texas A&M	WIN	28-21	22
	3★ Colorado St (-17) over Air Force	WIN	58-13	22
	Underdog: Pittsburgh (+2) over Miami, FL loss 31-41			

**2012's POWER SWEEP NFL
KEY SELECTIONS:**

Issue	Selection	Result	Score	Rank
No NFL				
4	★ HOUSTON over Miami	WIN	-13	30-10
	3★ NY JETS over Buffalo	WIN	-3	48-28
4	★ Houston over JACKSONVILLE	WIN	-6	27-7
	3★ SAN DIEGO over Tennessee	WIN	-6'	38-10
4	★ Houston over DENVER	WIN	-1'	31-25
	3★ Ny Jets over MIAMI	WIN	-2	23-20
4	★ HOUSTON over Tennessee	WIN	-12'	38-14
	3★ New England over BUFFALO	WIN	-4	52-28
4	★ NEW ENGLAND over Denver	WIN	-6'	31-21
	3★ Kansas City (+) over BALTIMORE	WIN	+6'	6-9
4	★ New England over SEATTLE	L	-3'	23-24
	3★ Dallas over BALTIMORE	WIN	+3'	29-31
4	★ HOUSTON over Baltimore	WIN	-6'	43-13
	3★ Dallas over CAROLINA	WIN	-2'	19-14
4	★ NY JETS over Miami	loss	-1	9-30
	3★ PHILADELPHIA over Atlanta	loss	-3	17-30
4	★ HOUSTON over Buffalo	WIN	-10'	21-9
	3★ SEATTLE over Minnesota	WIN	-4	30-20
4	★ Houston over CHICAGO	WIN	+1'	13-6
	3★ NY Giants over CINCINNATI	loss	-4'	13-31
4	★ NEW ENGLAND over Indianapolis	WIN	-9'	59-24
	3★ Green Bay over DETROIT	WIN	-3	24-20
4	★ Atlanta over TAMPA BAY	Push	-1	24-23
	3★ Indianapolis over BUFFALO	WIN	-3	20-13
4	★ Houston over TENNESSEE	W	-6'	24-10
	3★ NY JETS over Arizona	loss L	-6	7-6
4	★ SAN FRANCISCO over Miami	WIN	-10	27-13
	3★ CLEVELAND over Kansas City	WIN	-7	30-7
4	★ HOUSTON over Indianapolis	WIN	-10	29-17
	3★ NY Giants over ATLANTA	loss	+1	0-34
3	★ PITTSBURGH over Cincinnati	loss	-3	10-13
	No NFL Key Selections			

Preseason NFL Current Coaches Records

COACH	Team	SU	ATS	O/U
Bruce Arians	Arizona	3-1 (75%)	3-1 (75%)	1-3 (75%)
Mike Smith	Atlanta	7-17 (29%)	11-13 (46%)	11-12-1 (48%)
John Harbaugh	Baltimore	15-9 (63%)	13-11 (45%)	12-12 (50%)
Doug Marrone	Buffalo	2-2 (50%)	1-2-1 (33%)	2-2 (50%)
Ron Rivera	Carolina	6-6 (50%)	7-5 (58%)	6-6 (50%)
Marc Trestman	Chicago	2-2 (50%)	1-3 (25%)	3-1 (75%)
Marvin Lewis	Cincinnati	23-22 (51%)	22-23 (49%)	22-23 (49%)
Mike Pettine	Cleveland	0-0 0%	0-0 0%	0-0 0%
Jason Garrett	Dallas	7-6 (54%)	5-8 (38%)	5-8 (38%)
John Fox	Denver	24-24 (50%)	22-25-1 (47%)	24-23-1 (51%)
Jim Caldwell	Detroit	3-9 (25%)	4-8 (67%)	8-4 (67%)
Mike McCarthy	Green Bay	15-17 (47%)	15-16-1 (48%)	21-11 (66%)
Bill O'Brien	Houston	0-0 0%	0-0 0%	0-0 0%
Chuck Pagano	Indianapolis	4-4 (50%)	5-3 (63%)	4-4 (50%)
Gus Bradley	Jacksonville	1-3 (25%)	1-3 (25%)	2-2 (50%)
Andy Reid	Kansas City	26-34 (43%)	26-34 (43%)	32-23-3 (58%)
Joe Philbin	Miami	2-7 (22%)	1-8 (11%)	4-4-1 (50%)
Mike Zimmer	Minnesota	0-0 0%	0-0 0%	0-0 0%
Bill Belichick	New England	42-35 (55%)	38-33-5 (54%)	31-35-2 (47%)
Sean Payton	New Orleans	14-11 (56%)	15-10 (60%)	11-10-4 (52%)
Tom Coughlin	NY Giants	42-38 (53%)	40-35-5 (53%)	42-33-5 (56%)
Rex Ryan	NY Jets	9-11 (45%)	10-10 (50%)	13-7 (65%)
Dennis Allen	Oakland	2-6 (25%)	3-5 (38%)	5-3 (62%)
Chip Kelly	Philadelphia	2-2 (50%)	2-2 (50%)	3-1 (75%)
Mike Tomlin	Pittsburgh	19-10 (66%)	15-14 (52%)	11-18 (38%)
Mike McCoy	San Diego	1-3 (25%)	2-2 (50%)	2-2 (50%)
Jim Harbaugh	San Francisco	8-4 (67%)	8-4 (67%)	5-7 (42%)
Pete Carroll	Seattle	21-12 (64%)	21-10-2 (68%)	16-17 (48%)
Jeff Fisher	St Louis	35-35 (50%)	36-33-1 (52%)	38-32 (54%)
Lovie Smith	Tampa Bay	19-17-1 (53%)	16-18-3 (47%)	19-18 (51%)
Ken Whisenhunt	Tennessee	8-17 (32%)	8-16-1 (33%)	13-9 (59%)
Jay Gruden	Washington	0-0 0%	0-0 0%	0-0 0%

**RENEW POWER SWEEP FOR 2014
AND PAY JUST \$99*^{e-mail} / \$139*^{mail}
OR CHECK OUT PAGE 2 to see
FREE BONUSES with subscription!**

(valid thru 8/17/14)

- **POWER SWEEP WINS 2013 COLLEGE NEWSLETTER CONTEST**
- **POWER SWEEP COLLEGE KEYS 34-22 61% in 2013**
- **POWER SWEEP COLLEGE 4★'s 10-4 71% in 2013**
- **POWER SWEEP WINS 2012 NFL NEWSLETTER CONTEST**
- **POWER SWEEP NFL KEYS GO 23-7 77% in 2012**

What's the Advantage of subscribing to POWER SWEEP early?

**\$489
In Bonuses**

Everyone signed up by August 3rd (including all who renewed LY) *Receive:*

\$284 EXTRA BONUS VALUE BY SIGNING UP PRIOR TO 8/3!!!

- \$15 value – Hall of Fame Game 8/3 (NBC - NY Giants vs Buffalo Bills)
- \$99 value – Week #1 Preseason Late Phone Plays (WENT 4-0, 12-0★'s LY!!!!)
- \$15 value – FCS ESPN Marquee Kickoff 8/23 (ESPN - Sam Houston St at Eastern Washington)
- \$15 value – FBS Small College Kickoff Marquee (espnU Georgia St vs Abilene Christian)
- \$125 value – Week #1 regular season sides (WENT 5-0, 17-0★'s LY!!!!)
- \$15 value – Monday Night Labor Day Marquee (ESPN - Miami, FL at Louisville)

FREE!
Bonuses

\$489 Worth of Bonus – Just for being a POWER SWEEP subscriber!

EVERY '14 SUB RECEIVES: Our Famous September 5★ **+\$100 Value!** + A 2014 MARQUEE 7-PACK **+\$105 Value!**

SUBSCRIPTIONS INCLUDES OUR **MASSIVE DOUBLE BOWL GUIDE!**
36 PAGES - ALL BOWLS! \$35 VALUE! 285-202 ON ★'S OVER 7 YEARS!

\$99* thru 8/17
\$109* thru 8/24
\$119* thru 8/31
(*add \$40 for mailed version)

RENEW TODAY!

Call **1-800-654-3448**

We look forward to hearing from you.

- Weekly Selections plus in-depth write-ups on all College & NFL Matchups • NFL Stats, Lines
- Last Meeting's Results
- Last Weeks Stats • NFL System
- Over/Under Plays
- NFL Power Ratings
- Pro Angles
- Weekly Schedule
- Prior Year Game Recap

ATTENTION:

All 2014 subscribers are to call their taped message on the following dates for their **FREE Bonuses.**

If you **DO NOT** have a code, please call our offices at 1-800-654-3448 to get one assigned.

Any time after Aug 1 - call us for Marquee 7-Pack codes

- Important dates to call your taped message system
- Aug 3 - Hall of Fame Call In
 - Aug 7- Preseason Call In
 - Aug 8- Preseason Call In
 - Aug 9- Preseason Call In
 - Aug 27- College Call In
 - Aug 28- College Call In
 - Aug 29- College Call In
 - Preseason Call In
 - Aug 30- College Call In
 - Aug 31- College Call In
 - Sept 1 - College Call In

Any changes to call in schedule will be announced on your tapes. Please listen carefully.

Sept 5★ TBA You will use the same number to access our September 5★ when the date of release is announced. Please keep your codes & numbers.

Or Get all of it and don't pay a penny!

Let DRAFT KINGS PAY FOR YOUR POWER SWEEP SUBSCRIPTION!

Draft Kings is so confident that once you try them, you'll be back. It's much like us sending out free sample newsletters allowing potential customers an insight to our business.

YOU HAVE NOTHING TO LOSE!

- 1) Go to NCSports.com
- 2) Click on the **DRAFT KINGS AD**
- 3) Deposit \$49 into a **NEW*** account and they will **BUY YOUR POWER SWEEP SUBSCRIPTION!**
- 4) Enjoy your **POWER SWEEP** and perhaps turn your \$49 into \$100,000 with your Fantasy Sports knowledge!

Your subscription is NO different than purchasing it directly through Northcoast and it includes the same great bonuses. *You **MUST** be a brand-new Draft Kings customer. Not valid for accounts opened under DraftStreet ownership.

Draft Kings has recently acquired DraftStreet. This offer is for **NEW** customers as of 7/24/14. Prior DraftStreet customers are not eligible for free offer. We look forward to the same successful relationship under the new ownership. To take advantage of this offer, **new** customers must click the Draft Kings link on our web page at ncsports.com.

SUNDAY • AUGUST 3, 2014 HALL OF FAME WEEKEND			
NY GIANTS 8:00 p.m.			
BUFFALO			
WEEK ONE - NFL PRESEASON THURSDAY • AUGUST 7, 2014			
251 INDIANAPOLIS 7:00 p.m.			
252 NY JETS			
253 NEW ENGLAND 7:30 p.m.			
254 WASHINGTON			
255 SAN FRANCISCO 7:30 p.m.			
256 BALTIMORE			
257 CINCINNATI 8:00 p.m.			
258 KANSAS CITY			
259 SEATTLE 9:00 p.m.			
260 DENVER			
261 DALLAS 10:00 p.m.			
262 SAN DIEGO			
FRIDAY • AUGUST 8, 2014			
263 MIAMI 7:00 p.m.			
264 ATLANTA			
265 BUFFALO 7:30 p.m.			
266 CAROLINA			
267 TAMPA BAY 7:30 p.m.			
268 JACKSONVILLE			
269 NEW ORLEANS 8:00 p.m.			
270 ST LOUIS			
271 PHILADELPHIA 8:00 p.m.			
272 CHICAGO			
273 OAKLAND 8:00 p.m.			
274 MINNESOTA			
SATURDAY • AUGUST 9, 2014			
275 CLEVELAND 7:30 p.m.			
276 DETROIT			
277 PITTSBURGH 7:30 p.m.			
278 NY GIANTS			
279 GREEN BAY 8:00 p.m.			
280 TENNESSEE			
281 HOUSTON 8:30 p.m.			
282 ARIZONA			

WEEK TWO - NFL PRESEASON THURSDAY • AUGUST 14, 2014			
401 JACKSONVILLE 8:00 p.m.			
402 CHICAGO			
FRIDAY • AUGUST 15, 2014			
403 PHILADELPHIA 7:30 p.m.			
404 NEW ENGLAND			
405 TENNESSEE 8:00 p.m.			
406 NEW ORLEANS			
407 DETROIT 10:00 p.m.			
408 OAKLAND			
409 SAN DIEGO 10:00 p.m.			
410 SEATTLE			
SATURDAY • AUGUST 16, 2014			
411 GREEN BAY 4:00 p.m.			
412 ST LOUIS			
413 NY GIANTS 7:00 p.m.			
414 INDIANAPOLIS			
415 BALTIMORE 7:00 p.m.			
416 DALLAS			
417 NY JETS 7:00 p.m.			
418 CINCINNATI			
419 BUFFALO 7:30 p.m.			
420 PITTSBURGH			
421 MIAMI 7:30 p.m.			
422 TAMPA BAY			
423 ATLANTA 8:00 p.m.			
424 HOUSTON			
425 ARIZONA 8:30 p.m.			
426 MINNESOTA			
SUNDAY • AUGUST 17, 2014			
427 DENVER 4:00 p.m.			
428 SAN FRANCISCO			
429 KANSAS CITY 8:00 p.m.			
430 CAROLINA			
MONDAY • AUGUST 18, 2014			
431 CLEVELAND 8:00 p.m.			
432 WASHINGTON			

WEEK THREE - NFL PRESEASON THURSDAY • AUGUST 21, 2014			
251 PITTSBURGH 7:30 p.m.			
252 PHILADELPHIA			
FRIDAY • AUGUST 22, 2014			
253 JACKSONVILLE 7:30 p.m.			
254 DETROIT			
255 CAROLINA 7:30 p.m.			
256 NEW ENGLAND			
257 NY GIANTS 7:30 p.m.			
258 NY JETS			
259 OAKLAND 8:00 p.m.			
260 GREEN BAY			
261 CHICAGO 10:00 p.m.			
262 SEATTLE			
SATURDAY • AUGUST 23, 2014			
263 TAMPA BAY 4:30 p.m.			
264 BUFFALO			
265 DALLAS 7:00 p.m.			
266 MIAMI			
267 TENNESSEE 7:00 p.m.			
268 ATLANTA			
269 WASHINGTON 7:30 p.m.			
270 BALTIMORE			
271 NEW ORLEANS 8:00 p.m.			
272 INDIANAPOLIS			
273 MINNESOTA 8:00 p.m.			
274 KANSAS CITY			
275 ST LOUIS 8:00 p.m.			
276 CLEVELAND			
277 HOUSTON 9:00 p.m.			
278 DENVER			
SUNDAY • AUGUST 24, 2014			
279 SAN DIEGO 4:00 p.m.			
280 SAN FRANCISCO			
281 CINCINNATI 8:00 p.m.			
282 ARIZONA			

WEEK FOUR - NFL PRESEASON THURSDAY • AUGUST 28, 2014			
101 ATLANTA 6:00 p.m.			
102 JACKSONVILLE			
103 DETROIT 7:00 p.m.			
104 BUFFALO			
105 INDIANAPOLIS 7:00 p.m.			
106 CINCINNATI			
107 ST LOUIS 7:00 p.m.			
108 MIAMI			
109 NY JETS 7:00 p.m.			
110 PHILADELPHIA			
111 KANSAS CITY 7:00 p.m.			
112 GREEN BAY			
113 NEW ENGLAND 7:30 p.m.			
114 NY GIANTS			
115 WASHINGTON 7:30 p.m.			
116 TAMPA BAY			
117 CAROLINA 7:30 p.m.			
118 PITTSBURGH			
119 MINNESOTA 8:00 p.m.			
120 TENNESSEE			
121 SAN FRANCISCO 8:00 p.m.			
122 HOUSTON			
123 CHICAGO 8:00 p.m.			
124 CLEVELAND			
125 BALTIMORE 8:00 p.m.			
126 NEW ORLEANS			
127 DENVER 8:00 p.m.			
128 DALLAS			
129 SEATTLE 10:00 p.m.			
130 OAKLAND			
131 ARIZONA 10:00 p.m.			
132 SAN DIEGO			

Download Current Weeks Rotation with your **POWER SWEEP** every Tuesday! Or download schedule books for College and Pro
NGSPORTS.COM

ATTENTION SUBSCRIBERS: PRESEASON CALL-IN DATES/TIMES
Updates Daily on game days (all times are eastern)
MONDAY - FRIDAY Noon-5pm • SATURDAY & SUNDAY 11am-1pm

FREE PLAYS EVERY DAY!

Updated daily with **FREE** Selections, Injuries, Weather, Preseason QB Rotations, Guest Handicappers and Much More!
DURING THE SUMMER MONTHS
We update this line daily with Community Line information as well as special pricing for current customer
Watch the Preseason Issue for a complete schedule of when your favorite comp line **WINNERS** are released.

THE #1 COMP LINE IN THE COUNTRY!

EARLY BIRD PLAY OF THE WEEK.....152-85 64% L/16Y
FREE POWER PLAYS 4★.....34-18 65% L5Y
ECONOMY CLUB #2 PLAY.....74-51 59% L10Y
BIG DOG PRIVATE PLAY HOTLINE.....37-20 65% L4Y
BIG 12 PRIVATE PLAY HOTLINE.....72-49 60% L10Y
NORTHCOAST COLLEGE TOTALS PLAY... 27-14 66% L/3Y

1-347-677-1700

ARIZONA (SU: 0-0 ATS: 0-0) G

DATE	OPPONENT	WL	LINE	SCORE	TOTAL
S 8	at San Diego (M)	-	-3		
S 14	at NY Giants	+3			
S 21	San Francisco	+2			
S 28	BYE WEEK				
O 5	at Denver	+9			
O 12	Washington	-3			
O 19	at Oakland	-4			
O 26	Philadelphia	-2			
N 2	at Dallas	-4			
N 9	St Louis	-4			
N 16	Detroit	-2			
N 23	at Seattle	+10			
N 30	at Atlanta	-4			
D 7	Kansas City	+2			
D 14	at St Louis (Th)	+1			
D 21	Seattle	+3			
D 28	at San Francisco	+1			

ODDS
Div +700
Conf
22/1
Super Bowl 40/1
O/U Wins 7.5 (-150 OV) (+120 UN)

ATLANTA (SU: 0-0 ATS: 0-0) A

DATE	OPPONENT	WL	LINE	SCORE	TOTAL
S 7	New Orleans	-1			
S 14	at Cincinnati	+3			
S 21	at Tampa Bay (Th)	-5			
S 28	at Minnesota	-1			
O 5	at NY Giants	+2			
O 12	Chicago	-3			
O 19	at Baltimore	+3			
O 26	† Detroit	+1			
N 2	BYE WEEK				
N 9	at Tampa Bay	E			
N 16	at Carolina	+4			
N 23	Cleveland	+4			
N 30	Arizona	-4			
D 7	at Green Bay (M)	+6			
D 14	Pittsburgh	-3			
D 21	at New Orleans	+6			
D 28	Carolina	+6			

ODDS
Div +350
Conf 22/1
Super Bowl 40/1
O/U Wins 8.5 (-115 OV) (+115 UN)

BALTIMORE (SU: 0-0 ATS: 0-0) A

DATE	OPPONENT	WL	LINE	SCORE	TOTAL
S 7	Cincinnati	-2			
S 14	Pittsburgh (Th)	-2			
S 21	at Cleveland	E			
S 28	Carolina	-1			
O 5	at Indianapolis	+3			
O 12	at Tampa Bay	+1			
O 19	at Atlanta	+1			
O 26	at Cincinnati	+2			
N 2	at Pittsburgh	+2			
N 9	Tennessee	-6			
N 16	BYE WEEK				
N 23	at New Orleans (M)	+6			
N 30	San Diego	-3			
D 7	at Miami	-3			
D 14	at Jacksonville	-10			
D 21	at Houston	+1			
D 28	Cleveland				

ODDS
Div +250
Conf 18/1
Super Bowl 40/1
O/U Wins 8.5 (-130 OV) (+130 UN)

BUFFALO (SU: 0-0 ATS: 0-0) A

DATE	OPPONENT	WL	LINE	SCORE	TOTAL
S 7	at Chicago	+6			
S 14	Miami	-1			
S 21	San Diego	-1			
S 28	at Houston	+5			
O 5	at Detroit	+7			
O 12	New England	+3			
O 19	Minnesota	-2			
O 26	at NY Jets	+2			
N 2	BYE WEEK				
N 9	at Kansas City	+4			
N 16	at Miami (Th)	+1			
N 23	NY Jets	-2			
N 30	Cleveland	+2			
D 7	at Denver	+13			
D 14	Green Bay	+2			
D 21	at Oakland	+4			
D 28	at New England	+1			

ODDS
Div +850
Conf 40/1
Super Bowl 75/1
O/U Wins 6.5 (-150 OV) (+120 UN)

CAROLINA (SU: 0-0 ATS: 0-0) G

DATE	OPPONENT	WL	LINE	SCORE	TOTAL
S 7	at Tampa Bay	-1			
S 14	Detroit	-3			
S 21	Pittsburgh (S)	-3			
S 28	at Baltimore	+1			
O 5	Chicago	-3			
O 12	at Cincinnati	+2			
O 19	at Green Bay	+4			
O 26	Seattle	+4			
O 30	New Orleans (Th)	-2			
N 10	at Philadelphia (M)	-1			
N 16	Atlanta	+4			
N 23	BYE WEEK				
N 30	at Minnesota	-3			
D 7	at New Orleans	+3			
D 14	Tampa Bay	-6			
D 21	Cleveland	-7			
D 28	at Atlanta				

ODDS
Div +325
Conf 22/1
Super Bowl 40/1
O/U Wins 8.5 (-150 OV) (+150 UN)

CHICAGO (SU: 0-0 ATS: 0-0) G

DATE	OPPONENT	WL	LINE	SCORE	TOTAL
S 7	Buffalo	-6			
S 14	at San Francisco	+7			
S 22	at NY Jets (M)	E			
S 28	Green Bay	-1			
O 5	at Carolina	+3			
O 12	at Atlanta	+3			
O 19	New England	+6			
O 26	at Miami	+4			
N 2	BYE WEEK				
N 9	at Green Bay	+6			
N 16	Minnesota	-7			
N 23	Tampa Bay	-6			
N 27	at Detroit (Th)	+3			
D 4	Dallas (Th)	-4			
D 15	New Orleans (M)	-3			
D 21	Detroit	-3			
D 28	at Minnesota				

ODDS
Div +250
Conf 15/2
Super Bowl 14/1
O/U Wins 8.5 (-155 OV) (+125 UN)

CINCINNATI (SU: 0-0 ATS: 0-0) A

DATE	OPPONENT	WL	LINE	SCORE	TOTAL
S 7	at Baltimore	+2			
S 14	Atlanta	-3			
S 21	Tennessee	-7			
S 28	BYE WEEK				
O 5	at New England	+4			
O 12	Carolina	-2			
O 19	at Indianapolis	+2			
O 26	Baltimore	-3			
N 2	Jacksonville	-11			
N 9	Cleveland (Th)	-6			
N 16	at New Orleans	-4			
N 23	at Houston	-4			
N 30	at Tampa Bay	E			
D 7	Pittsburgh	-3			
D 14	at Denver	-1			
D 22	Cleveland (M)	+1			
D 28	at Pittsburgh				

ODDS
Div +200
Conf 16/1
Super Bowl 40/1
O/U Wins 9 (-125 OV) (+105 UN)

CLEVELAND (SU: 0-0 ATS: 0-0) G

DATE	OPPONENT	WL	LINE	SCORE	TOTAL
S 7	at Pittsburgh	+5			
S 14	New Orleans	+2			
S 21	Baltimore	-2			
S 28	BYE WEEK				
O 5	at Tennessee	+2			
O 12	Pittsburgh	-2			
O 19	at Jacksonville	-2			
O 26	Oakland	-4			
N 2	Tampa Bay	-2			
N 6	at Cincinnati (Th)	+6			
N 16	Houston	-1			
N 23	at Atlanta	-1			
N 30	at Buffalo	+2			
D 7	Indianapolis	+1			
D 14	Cincinnati	+1			
D 21	at Carolina	+7			
D 28	at Baltimore				

ODDS
Div +500
Conf 33/1
Super Bowl 75/1
O/U Wins 6.5 (-135 OV) (+105 UN)

DALLAS (SU: 0-0 ATS: 0-0) A

DATE	OPPONENT	WL	LINE	SCORE	TOTAL
S 7	San Francisco	+4			
S 14	at Tennessee	E			
S 21	at St Louis	E			
S 28	New Orleans	E			
O 5	Houston	-4			
O 12	at Seattle	+7			
O 19	NY Giants	+3			
O 27	Washington (M)	-4			
N 2	Arizona	-3			
N 9	† Jacksonville	-10			
N 16	BYE WEEK				
N 23	at NY Giants	+2			
N 27	Philadelphia (Th)	-1			
D 4	at Chicago (Th)	+4			
D 14	at Philadelphia	+3			
D 21	Indianapolis	-2			
D 28	at Washington				

ODDS
Div +350
Conf 28/1
Super Bowl 50/1
O/U Wins 7.5 (-115 OV) (+115 UN)

DENVER (SU: 0-0 ATS: 0-0) G

DATE	OPPONENT	WL	LINE	SCORE	TOTAL
S 7	Indianapolis	-6			
S 14	Kansas City	-7			
S 21	at Seattle	+3			
S 28	BYE WEEK				
O 5	Arizona	-9			
O 12	at NY Jets	-3			
O 19	San Francisco	-6			
O 23	at New England	-8			
N 2	San Diego (Th)	-6			
N 9	at New England	-10			
N 16	at St Louis	-10			
N 23	Miami	-10			
N 30	at Kansas City	-3			
D 7	Buffalo	-13			
D 14	at San Diego	-3			
D 22	at Cincinnati (M)	-1			
D 28	Oakland				

ODDS
Div -300
Conf 9/4
Super Bowl 13/2
O/U Wins 11.5 (-130 OV) (+100 UN)

DETROIT (SU: 0-0 ATS: 0-0) A

DATE	OPPONENT	WL	LINE	SCORE	TOTAL
S 8	NY Giants (M)	-4			
S 14	at Carolina	+3			
S 21	Green Bay	+1			
S 28	at NY Jets	+1			
O 5	Buffalo	-7			
O 12	at Minnesota	-1			
O 19	New Orleans	-1			
O 26	at Atlanta	+1			
N 2	BYE WEEK				
N 9	Miami	-5			
N 16	at Arizona	+6			
N 23	at New England	+2			
N 27	Chicago (Th)	-3			
D 7	Tampa Bay	-6			
D 14	Minnesota	-7			
D 21	at Chicago	+4			
D 28	at Green Bay				

ODDS
Div +400
Conf 18/1
Super Bowl 33/1
O/U Wins 8.5 (-100 OV) (+130 UN)

GREEN BAY (SU: 0-0 ATS: 0-0) G

DATE	OPPONENT	WL	LINE	SCORE	TOTAL
S 4	at Seattle (Th)	+5			
S 14	NY Jets	-8			
S 21	at Detroit	-1			
S 28	at Chicago	+1			
O 2	Minnesota (Th)	-10			
O 12	at Miami	-2			
O 19	Carolina	-4			
O 26	at New Orleans	+2			
N 2	BYE WEEK				
N 9	Chicago	-6			
N 16	Philadelphia	-4			
N 23	at Minnesota	-4			
N 30	at New England	-3			
D 8	Atlanta (M)	-6			
D 14	at Buffalo	+4			
D 21	at Tampa Bay	-3			
D 28	Detroit				

ODDS
Div -110
Conf 6/1
Super Bowl 10/1
O/U Wins 10.5 (-115 OV) (+115 UN)

HOUSTON (SU: 0-0 ATS: 0-0) G

DATE	OPPONENT	WL	LINE	SCORE	TOTAL
S 7	Washington	-2			
S 14	at Oakland	-2			
S 21	at NY Giants	+4			
S 28	Buffalo	-5			
O 5	at Dallas	+4			
O 9	Indianapolis (Th)	-1			
O 20	at Pittsburgh (M)	-3			
O 26	at Tennessee	E			
N 2	Philadelphia	+1			
N 9	BYE WEEK				
N 16	at Cleveland	+1			
N 23	Cincinnati	-4			
N 30	Tennessee	-5			
D 7	at Jacksonville	-1			
D 14	at Indianapolis	+4			
D 21	Baltimore	-1			
D 28	Jacksonville				

ODDS
Div +300
Conf 28/1
Super Bowl 66/1
O/U Wins 7.5 (-150 OV) (+120 UN)

INDIANAPOLIS (SU: 0-0 ATS: 0-0) A

DATE	OPPONENT	WL	LINE	SCORE	TOTAL
S 7	at Denver	+6			
S 15	Philadelphia (M)	-2			
S 21	at Jacksonville	-6			
S 28	Tennessee	-7			
O 5	Baltimore	-3			
O 9	at Houston (Th)	+1			
O 19	Cincinnati	-2			
O 26	at Pittsburgh	+2			
N 3	at NY Giants (M)	+1			
N 9	BYE WEEK				
N 16	New England	-12			
N 23	Jacksonville	-1			
N 30	Washington	-6			
D 7	at Cleveland	-1			
D 14	Houston	+2			
D 21	at Dallas	+4			
D 28	at Tennessee				

ODDS
Div -160
Conf 6/1
Super Bowl 14/1
O/U Wins 9.5 (-130 OV) (+100 UN)

JACKSONVILLE (SU: 0-0 ATS: 0-0) G

DATE	OPPONENT	WL	LINE	SCORE	TOTAL
S 7	at Philadelphia	+11			
S 14	at Washington	+9			
S 21	Indianapolis	+6			
S 28	at San Diego	+10			
O 5	Pittsburgh	+6			
O 12	at Tennessee	+7			
O 19	Cleveland	+2			
O 26	Miami	+4			
N 2	at Cincinnati	+11			
N 9	† Dallas	+10			
N 16	BYE WEEK				
N 23	at Indianapolis	+12			
N 30	NY Giants	+5			
D 7	Houston	+4			
D 14	at Baltimore	+10			
D 18	Tennessee (Th)	+3			
D 28	at Houston				

A PERFECT COMPLIMENT TO YOUR POWER SWEEP SUBSCRIPTION



NORTHCOAST SPORTS' \$10 POWER PLAYS

© 2014 Northcoast Sports Service
VOLUME 32 ISSUE 1 August 31, 2014

**COLLEGE WK #1 4★'s 41-27 60% L/8Y!!
4.5★'s 33-18-1 in 2013, that's 65%!!**

1ST PLACE IN POWER SWEEP NEWSLETTER CONTEST IN 4 OF THE LAST 7 YEARS!!!

The most unique Power Ratings in the country! They are based on our Private Power Ratings. Our ratings are unlike any computer ratings, as we take into account all of the following: Strength of Opponents, Individual Units Rushing Offense, Rushing Defense, Passing Offense, Passing Defense, Garbage Yards, Weather, Injuries, Home Field Edges and Successful Unbalanced Attacks.

POWER PLAYS NEWSLETTER INCLUDE THESE ACTUAL 2014 EXAMPLES:

**An average of TEN+ 4★'s per week!
A projected box score on EVERY GAME!**

BELOW IS AN ACTUAL WEEK ONE WRITEUP FOR 2014!!!!!!!

	Yards Rushing	Yards Passing	Points	2013 TO's	Special Teams
Ucla	179	246	26	+10	✓✓✓
VIRGINIA	143	201	19	-5	

While the Cavs are almost a 3 td home underdog PP only has them getting outgained 425-344. LY UCLA was only an AF once (-5 at Utah) and were out'FD but benefitted from +4 in TO's. Kicking off at 9am PST helps the home dog keep it close.

PLAY: 4★ VIRGINIA (+) 19 UCLA 26

STREAKERS
to follow who is HOT
and who is NOT

STREAKERS • STREAKERS	ATS WINS		OVERS	
	Auburn	9	Marshall	6
Florida St	7	West Virginia	4	
Duke	6	Miami, Fl	4	
Minnesota	6	NC State	4	
Oklahoma St	6	Air Force	4	
NC State	7	East Carolina	4	
Idaho	5	UAB	4	
Texas Tech	5	Ball St	4	
Rutgers	5	Troy	4	
Oregon	4	Nevada	6	
Kentucky	4	Houston	4	
Wyoming	4	UTSA	4	
Miami, Oh	4	S Alabama	4	
Louisiana	4	Louisville	4	

EXCLUSIVE PASS EFF D RANKINGS
Strength of Opponents faced.

2013's Top 10 Finish

PASS EFFICIENCY DEFENSE

TEAM	Grade	YPG	CO	ATT	%	Ratio	I%	OPP
1 Virginia Tech	165.8	333	158	47.4	10	19	16.6	11.71
2 Washington	222.2	457	254	55.6	15	15	15.6	13.63
3 Florida St	152.0	400	208	52.0	12	25	15.6	10.66
4 TCU	225.6	412	213	51.7	14	19	15.5	12.67
5 Florida Atlantic	161.1	344	162	47.1	12	13	15.5	11.30
6 Michigan St	167.4	430	203	47.2	12	16	15.4	10.62
7 Oklahoma St	245.6	497	273	54.9	15	20	14.9	12.30
8 Baylor	207.8	409	192	46.9	20	17	14.9	11.66
9 Florida	164.8	322	156	48.4	8	10	14.6	11.22
10 Oregon	227.8	476	270	56.7	14	17	14.5	12.50

WEEKLY MATCHUP STAT COMPARISON

up-to-date avg for road team and home avg for host
WEEK #1 2014 Matchups on Thur 8/28/14 (#'s are '13 Finals)

Home & Away Avg	PPG-Off	PPG-D	RY-Off	YPC-Off	PY-Off	Comp%-O	RY-D	YPC-D	PY-D	Comp%-D
Texas A&M	29.3	190.5	5.4	256.5	64.8	33.3	220.8	5.5	260.5	57.1
South Carolina	35.9	206.0	5.0	233.9	63.2	17.1	127.4	3.8	186.9	62.2
Wake Forest	14.0	89.7	2.9	185.8	50.2	25.2	190.5	4.1	207.8	65.2
ULM	24.8	174.0	5.6	249.2	54.1	24.8	180.4	4.1	184.2	52.2
Tulane	18.2	123.3	3.5	151.7	47.9	23.7	133.2	3.4	188.7	48.4
Tulsa	22.8	164.3	4.1	198.2	47.5	36.0	223.2	5.1	213.8	59.4
Mississippi †	23.0	153.0	4.2	232.0	59.8	26.0	177.0	4.4	193.2	62.5
Boise St	28.8	154.0	3.8	277.2	65.2	33.8	162.7	3.6	338.2	64.6
Temple	26.7	168.8	4.9	264.0	57.3	32.5	146.7	4.5	335.3	67.8
Vanderbilt	32.7	142.6	3.8	275.9	68.5	24.4	150.3	4.3	172.9	58.1
Rutgers	30.0	107.0	3.3	261.4	51.1	39.4	97.0	3.0	379.0	69.0
Washington St	33.5	63.5	4.0	356.0	61.8	34.8	151.3	3.7	293.3	63.4

**FREE DOWNLOAD
POWER PLAYS**
Issue One ONLY
is available FREE online
NCSPORTS.COM
85 COLLEGE GAMES!
39 WRITEUPS!
FCS matchups not included in writeups



office: **1-800-654-3448**

**NORTHCOAST
SPORTS TOP 40
POWER POLL**

The following Power Ratings are a combination of 5 different of our Power Ratings, including his Plus & Minus, Power Plays and Computer Power Ratings.

1 Florida St	6 Auburn
2 Alabama	7 Ohio St
3 UCLA	8 Georgia
4 Oregon	9 Baylor
5 Oklahoma	10 South Carolina

TOP 20 AND BOTTOM 20	RUSH OFFENSE	PASS OFFENSE	SCORING OFFENSE	RUSH DEFENSE	PASS DEFENSE	SCORING DEFENSE
2013 final #'s to right. Updated weekly thru the season on who has faced the toughest and easiest units.	1 Auburn	1 Fresno St	1 Florida St	1 Stanford	1 Cincinnati	1 Stanford
	2 Ohio St	2 Texas Tech	2 Baylor	2 Michigan St	2 Virginia Tech	2 Michigan St
	3 Georgia Tech	2 Washington St	3 Auburn	3 Alabama	3 Florida St	3 Alabama
	RUSH OFFENSE	PASS OFFENSE	SCORING OFFENSE	RUSH DEFENSE	PASS DEFENSE	SCORING DEFENSE
	124 Texas St	124 Ball St	124 Ohio	124 Texas St	124 Texas St	124 N Illinois
	125 Cincinnati	125 WKU	125 Ball St	125 C Michigan	125 Old Dominion	125 Louisiana
	126 Old Dominion	126 Old Dominion	126 Old Dominion	126 Ball St	126 Louisiana	126 Old Dominion

Baltimore **RAVENS**

ATS LOG		2014 Preseason Schedule		Line	Score	W/L	Total	O/U
ATS 12 13		8/7	San Francisco					
SU 2-2 2-2		8/16	at Dallas					
HF 1-1 0-2		8/23	Washington					
HD 0-0 0-0		8/28	at New Orleans					
AF 0-0 0-0								
AD 1-1 2-0								
NF 0-0 0-0								
ND 0-0 0-0								

Buffalo **BILLS**

ATS LOG		2014 Preseason Schedule		Line	Score	W/L	Total	O/U
ATS 12 13		8/3	NY Giants					
SU 0-0 2-2		8/8	at Carolina					
HF 0-0 0-0-1		8/16	at Pittsburgh					
HD 1-1 0-1		8/23	Tampa Bay					
AF 0-0 0-0		8/28	Detroit					
AD 0-2 1-1								
NF 0-0 0-0								
ND 0-0 0-0								

Cincinnati **BENGALS**

ATS LOG		2014 Preseason Schedule		Line	Score	W/L	Total	O/U
ATS 12 13		8/7	at Kansas City					
SU 2-2 3-1		8/16	NY Jets					
HF 1-0 2-0		8/24	at Arizona					
HD 0-1 0-0		8/28	Indianapolis					
AF 0-0 0-0								
AD 1-1 1-1								
NF 0-0 0-0								
ND 0-0 0-0								

Cleveland **BROWNS**

ATS LOG		2014 Preseason Schedule		Line	Score	W/L	Total	O/U
ATS 12 13		8/9	at Detroit					
SU 2-2 3-1		8/18	at Washington					
HF 0-2 1-0		8/23	St Louis					
HD 0-0 0-0		8/28	Chicago					
AF 0-0 1-0								
AD 2-0 0-1								
NF 0-0 0-0								
ND 0-0 0-0								

Denver **BRONCOS**

ATS LOG		2014 Preseason Schedule		Line	Score	W/L	Total	O/U
ATS 12 13		8/7	Seattle					
SU 2-2 1-3		8/17	at San Francisco					
HF 0-2 0-1		8/23	Houston					
HD 0-0 0-0		8/28	at Dallas					
AF 0-0 0-0								
AD 2-0 0-2								
NF 0-0 0-0								
ND 0-0 0-0								

Houston **TEXANS**

ATS LOG		2014 Preseason Schedule		Line	Score	W/L	Total	O/U
ATS 12 13		8/9	at Arizona					
SU 3-1 3-1		8/16	Atlanta					
HF 2-0 1-1		8/23	at Denver					
HD 0-0 0-0		8/28	San Francisco					
AF 0-0 1-0								
AD 1-1 1-0								
NF 0-0 0-0								
ND 0-0 0-0								

Indianapolis **COLTS**

ATS LOG		2014 Preseason Schedule		Line	Score	W/L	Total	O/U
ATS 12 13		8/7	at NY Jets					
SU 2-2 2-2		8/16	NY Giants					
HF 2-0 1-1		8/23	New Orleans					
HD 0-0 0-0		8/28	at Cincinnati					
AF 0-0 0-0								
AD 1-1 1-1								
NF 0-0 0-0								
ND 0-0 0-0								

Jacksonville **JAGUARS**

ATS LOG		2014 Preseason Schedule		Line	Score	W/L	Total	O/U
ATS 12 13		8/8	Tampa Bay					
SU 3-1 1-3		8/14	at Chicago					
HF 1-1 0-1		8/22	at Detroit					
HD 0-0 0-1		8/28	Atlanta					
AF 0-0 1-0								
AD 1-1 0-1								
NF 0-0 0-0								
ND 0-0 0-0								

2013 RESULTS

at TB +3 44-16 W 35' O
 ATL -4' 27-23 L 41 O
 CAR -3 27-34 L 42' O
 at STL +6' 21-24 W 39' O

2012 RESULTS

at ATL +1' 31-17 W 34' O
 DET -3 12-27 L 40 U
 JAX -6 48-17 W 41 O
 at STL +5 17-31 L 37' O

2013 RESULTS

at IND +3' 44-20 W 37' O
 MIN -4 20-16 T 43 U
 at WAS +3' 7-30 L 42' U
 DET +4 13-35 L 38 O

2012 RESULTS

WAS +2' 6-7 W 34' U
 at MIN +2' 14-36 L 37 O
 PIT +2' 7-38 L 40' U
 at DET +3' 32-38 L 37' O

2013 RESULTS

at ATL +2' 34-10 W 37 O
 TEN -3' 27-19 W 40' O
 at DAL +3 18-24 L 43 U
 IND -3' 27-10 W 38 U

2012 RESULTS

NYJ -1 17-6 W 34 U
 at ATL +4 24-19 W 37' O
 GB +2' 13-27 L 44 U
 at IND +3 16-20 L 38 U

2013 RESULTS

STL -4 27-19 W 35' O
 DET E 24-6 W 40 U
 at IND +3 6-27 L 43' U
 at CHI -1' 18-16 W 39' U

2012 RESULTS

at DET +3 19-17 W 36 T
 at GB +2' 35-10 W 41 O
 PHI -4 10-27 L 37 T
 CHI -3' 20-28 L 38 O

2013 RESULTS

at SF +3 10-6 L 35' U
 at SEA +5' 10-40 L 41 O
 STL -6' 27-26 L 43 O
 ARZ E 24-32 L 39 O

2012 RESULTS

at CHI +3 31-3 W 34' U
 SEA -1 10-30 L 38 O
 SF -1' 24-29 L 40 O
 at ARZ +2' 16-13 W 37 U

2013 RESULTS

at MIN +1 27-13 W 35 O
 MIA -3 24-17 W 41 T
 NO -3 23-31 L 43 O
 at DAL -5 24-6 W 37' U

2012 RESULTS

at CAR +3 26-13 W 35' O
 SF -3 20-9 W 37 U
 at NO +3 27-34 L 44 O
 MIN -3' 28-24 W 37 O

2013 RESULTS

BUF -3' 20-44 L 37' O
 at NYG +1' 20-12 W 40 U
 CLE -3 27-6 W 43' U
 at CIN +3' 10-27 L 38 U

2012 RESULTS

STL -1' 38-3 W 34 O
 at PIT +3' 24-26 W 37' O
 at WAS +3' 17-30 L 42' O
 CIN -3 20-16 W 38 U

2013 RESULTS

MIA -1' 3-27 L 35' U
 at NYJ +2' 13-37 L 38' O
 PHI +3' 24-31 L 43 O
 at ATL -2 20-16 W 40 U

2012 RESULTS

NYG -2' 32-31 L 33' O
 at NO +6' 27-24 W 39 O
 at BAL +6' 17-48 L 41 O
 ATL -2' 24-14 W 37' O

Kansas City **CHIEFS**

ATS LOG		2014 Preseason Schedule		Line	Score	W/L	Total	O/U
ATS 12 13		8/7	Cincinnati					
SU 1-3 2-2		8/17	at Carolina					
HF 1-0 0-2		8/23	Minnesota					
HD 0-1 0-0		8/28	at Green Bay					
AF 0-2 0-0								
AD 0-0 1-1								
NF 0-0 0-0								
ND 0-0 0-0								

Miami **DOLPHINS**

ATS LOG		2014 Preseason Schedule		Line	Score	W/L	Total	O/U
ATS 12 13		8/8	at Atlanta					
SU 0-4 2-3		8/16	at Tampa Bay					
HF 0-1 0-2		8/23	Dallas					
HD 0-1 0-0		8/28	St Louis					
AF 0-0 0-0								
AD 0-2 1-1								
NF 0-0 0-1								
ND 0-0 0-0								

New England **PATRIOTS**

ATS LOG		2014 Preseason Schedule		Line	Score	W/L	Total	O/U
ATS 12 13		8/7	at Washington					
SU 1-3 3-1		8/15	Philadelphia					
HF 0-1 1-0		8/22	Carolina					
HD 0-1 0-1		8/28	at NY Giants					
AF 0-1 0-0								
AD 0-1 1-1								
NF 0-0 0-0								
ND 0-0 0-0								

New York **JETS**

ATS LOG		2014 Preseason Schedule		Line	Score	W/L	Total	O/U
ATS 12 13		8/7	Indianapolis					
SU 0-4 3-1		8/16	at Cincinnati					
HF 0-2 1-0		8/22	NY Giants					
HD 0-0 1-0		8/28	at Philadelphia					
AF 0-0 0-0								
AD 0-2 1-1								
NF 0-0 0-0								
ND 0-0 0-0								

Oakland **RAIDERS**

ATS LOG		2014 Preseason Schedule		Line	Score	W/L	Total	O/U
ATS 12 13		8/7	at Minnesota					
SU 1-3 1-3		8/15	Detroit					
HF 0-1 0-0		8/22	at Green Bay					
HD 1-0 0-1		8/28	Seattle					
AF 0-0 0-0								
AD 1-1 0-2								
NF 0-0 0-0								
ND 0-0 0-0								

Pittsburgh **STEELERS**

ATS LOG		2014 Preseason Schedule		Line	Score	W/L	Total	O/U
ATS 12 13		8/9	at NY Giants					
SU 3-1 0-4		8/16	Buffalo					
HF 0-2 0-2		8/21	at Philadelphia					
HD 0-0 0-0		8/28	Carolina					
AF 1-0 0-0								
AD 1-0 0-2								
NF 0-0 0-0								
ND 0-0 0-0								

San Diego **CHARGERS**

ATS LOG		2014 Preseason Schedule	
---------	--	-------------------------	--

PRESEASON QUARTERBACK ROTATION GUIDE (as of 7/24/2014)

Name (gms here/ sts here, career gms/ career sts) **Highlight: New HC**

PLAYER 1	PLAYER 2	PLAYER 3	PLAYER 4
AFC East			
BUF EJ Manuel (10/10)	Thaddeus Lewis (5/6)	Jeff Tuel (1/1)	Dennis Dixon (0/3)
MIA Ryan Tannehill (32/32)	Matt Moore (12/25)	Pat Devlin (0/0)	Brock Jensen (0/0)
NE Tom Brady (191/191)	Ryan Mallett (0/0)	Jimmy Garoppolo (0/0)	
NYJ Geno Smith (16/16)	Michael Vick (0/109)	Matt Simms (0/0)	Tajh Boyd (0/0)
AFC North			
BAL Joe Flacco (96/96)	Tyrod Taylor (0/0)	Keith Wenning (0/0)	
CIN Andy Dalton (48/48)	Jason Campbell (0/79)	Matt Scott (0/0)	
CLE Brian Hoyer (3/4)	Johnny Manziel (0/0)	Tyler Thigpen (0/12)	Connor Shaw (0/0)
PIT Ben Roethlisberger (142/142)	Bruce Gradkowski (0/20)	Landry Jones (0/0)	Brendon Kay (0/0)
AFC South			
HOU Ryan Fitzpatrick (0/77)	Case Keenum (8/8)	Tom Savage (0/0)	
IND Andrew Luck (32/32)	Matt Hasselbeck (0/152)	Chandler Harnish (0/0)	
JAX Chad Henne (19/50)	Blake Bortles (0/0)	Ricky Stanzi (0/0)	Stephen Morris (0/0)
TEN Jake Locker (18/18)	Charlie Whitehurst (0/4)	Tyler Wilson (0/0)	Zach Mettenberger (0/0)
AFC West			
DEN Peyton Manning (32/240)	Brock Osweiler (0/0)	Zac Dysert (0/0)	Bryn Renner (0/0)
KC Alex Smith (15/90)	Chase Daniel (1/1)	Tyler Bray (0/0)	Aaron Murray (0/0)
OAK Matt Schaub (0/90)	Derek Carr (0/0)	Matt McGloin (6/6)	Trent Edwards (0/33)
SD Philip Rivers (128/128)	Kellen Clemens (0/21)	Brad Sorensen (0/0)	
NFC East			
DAL Tony Romo (108/108)	Brandon Weeden (0/20)	Caleb Hanie (0/4)	Dustin Vaughan (0/0)
NYG Eli Manning (151/151)	Curtis Painter (0/8)	Ryan Nassib (0/0)	
PHI Nick Foles (16/16)	Mark Sanchez (0/62)	Matt Barkley (0/0)	GJ Kinne (0/0)
WAS Robert Griffin (28/28)	Kirk Cousins (4/4)	Colt McCoy (0/21)	
NFC North			
CHI Jay Cutler (67/104)	Jimmy Clausen (0/10)	Jordan Palmer (0/0)	David Fales (0/0)
DET Matthew Stafford (61/61)	Kellen Moore (0/0)	Dan Orlovsky (7/12)	James Franklin (0/0)
GB Aaron Rodgers (87/87)	Matt Flynn (6/7)	Scott Tolzien (2/2)	Chase Rettig (0/0)
MIN Matt Cassel (6/68)	Christian Ponder (35/35)	Teddy Bridgewater (0/0)	
NFC South			
ATL Matt Ryan (94/94)	TJ Yates (0/5)	Sean Renfree (0/0)	
CAR Cam Newton (48/48)	Derek Anderson (0/43)	Matt Blanchard (0/0)	Joe Webb (0/4)
NO Drew Brees (127/185)	Luke McCown (0/9)	Ryan Griffin (0/0)	Logan Kilgore (0/0)
TB Josh McCown (0/38)	Mike Glennon (13/13)	Mike Kafka (0/0)	Alex Tanney (0/0)
NFC West			
ARZ Carson Palmer (16/137)	Drew Stanton (0/4)	Ryan Lindley (4/4)	Logan Thomas (0/0)
SF Colin Kaepernick (23/23)	Blaine Gabbert (0/27)	McLeod Bethel-Thompson (0/0)	Josh Johnson (0/5)
SEA Russell Wilson (32/32)	Tarvaris Jackson (14/34)	Terrelle Pryor (0/10)	BJ Daniels (0/0)
STL Sam Bradford (49/49)	Shaun Hill (0/26)	Austin Davis (0/0)	Garrett Gilbert (0/0)

**PRESEASON
QB ROTATION!**

Call our Comp tape daily to get **FREE** Plays, Injuries, Weather, Preseason QB Rotations, Guest Handicappers and Much More! **DURING THE SUMMER MONTHS!!!!**

SPECIAL UPDATES

1-347-677-1700

**The Northcoast Scorebook
OVER 340 PAGES!**

**Just Keeps Getting Better! College & NFL Log Book
Combined into one!**

Includes:

- **Nine Years of Over/Under Logs for EVERY FBS & NFL team**
- **Matchup History for EVERY College and Pro game**
- ✓ **Worksheets for 128 College and 32 NFL Teams**
- ✓ **Schedules for 128 College and 32 NFL Teams**
- ✓ **20 Year History for NFL Teams**
- ✓ **20 Year History for College**
- ✓ **NFL Monday Night FORECAST SHEET!**
- ✓ **College Over/Under Results INCLUDING Halftime Scores**
- ✓ **Spiral Bound Book for easy stat logging**

**Call \$39⁹⁵ + S/H
1-800-654-3448**

see pg 11 for
2 DAY DISCOUNT
Save \$7 by ordering
your Scorebook NOW

**The newly designed 2014 NORTHCOAST SCOREBOOK.
Order today and we'll ship it out tomorrow!**

**BUY JUST WHAT YOU WANT TO PLAY!!
PICK THE PACKAGE THAT IS BEST FOR YOU!**

TOP PLAY TRIO CLUB

THREE ★ rated Late Phone Plays Every Football Weekend

WEEKEND ★ EXECUTIVE CLUB

TPT (above) Plus all remaining Late Phone Sides and Totals on Sat & Sun

FULL EXECUTIVE CLUB

Our ALL-INCLUSIVE PACKAGE YOU'VE LOVED FOR YEARS

TOP PLAY TRIO

Reg Season Top College Side each Saturday	15 weeks of College Football	\$ 950
Reg Season Top College Total each Saturday	15 weeks of College Football	\$ 800
Reg Season Top NFL Play each Sunday	17 weeks of NFL action	\$1,050

TOTAL VALUE OF TOP PLAY TRIO \$2,800

TOP PLAY TRIO	Price
PURCHASE BY 8/28	\$999
PURCHASE BY 8/21	\$969
PURCHASE BY 8/14	\$939
PURCHASE BY 8/7	\$899

Save 68%

AS LITTLE AS \$899

WEEKEND ★ EXECUTIVE CLUB

INCLUDES THE TPT (above) PLUS

Rest of reg season Saturday Late Phone Sides	15 weeks of College Football	\$1,950
Rest of reg season Saturday Late Phone Totals	15 weeks of College Football	\$1,750
Rest of reg season NFL Late Phone Plays	17 weeks of NFL action	\$1,950

TOTAL VALUE OF WEEKEND ★ EXEC \$5,650

WEEKEND ★ EXEC	Price
PURCHASE BY 8/28	\$1,699
PURCHASE BY 8/21	\$1,669
PURCHASE BY 8/14	\$1,639
PURCHASE BY 8/7	\$1,599

Save 72%

AS LITTLE AS \$1,599

EXECUTIVE CLUB

INCLUDES above (Already a \$5650 Value!) PLUS...

Pre-Season Late Phones	4 weeks of NFL Pre-season	\$399
Pre-Season Marquee's & Top Opinions	4 weeks of NFL Pre-season	\$199
All Small College Late Phones	Over 100 games this season	\$399
Monday Night Magic & Marquee	16 weeks on Monday Nights	\$510
All Midweek Late Phone Sides	Unknown at this time	TBD
All Midweek Late Phone Totals	Unknown at this time	TBD
All midweek College Marquees & Top Opinions	15 weeks of College Football	\$699
All midweek NFL Marquees & Top Opinions	17 weeks of NFL Action	\$299
BOWL GAME OF THE YEAR	DON'T MISS OUT	\$100
ALL REMAINING BOWL LATE PHONE PLAYS	Nobody Does Bowls Better	\$249
All Bowl Marquee's	38 Bowl Marquees	\$399
All Bowl Top Opinions	Just missed being a Late Phone Play	\$129
NFL PLAYOFF GAME OF THE YEAR	You Wait For It All Season Long	\$100
ALL REMAINING PLAYOFF LATE PHONE PLAYS	More winning Late Phone Selections	\$199
All NFL Playoff Marquees	A Marquee on EVERY Playoff Total	\$175
Subscription to Power Sweep	The Nation's Finest Newsletter	\$129

TOTAL VALUE OF FULL EXECUTIVE CLUB \$9,635

EXECUTIVE CLUB	Price
PURCHASE BY 8/28	\$2,649
PURCHASE BY 8/21	\$2,599
PURCHASE BY 8/14	\$2,549
PURCHASE BY 8/7	\$2,499

Save 74%

AS LITTLE AS \$2,499

call today **1-800-654-3448**

Arizona **CARDINALS**

ATS LOG		2014 Preseason Schedule		Line	Score	W/L	Total	O/U
ATS 12	13	8/9	Houston					
SU 1-4	3-1	8/16	at Minnesota					
HF 0-2	1-1	8/24	Cincinnati					
HD 0-0	0-0	8/28	at San Diego					
AF 0-0	1-0							
AD 0-2	0-0							
NF 0-0	0-0							
ND 0-1	0-0							

Atlanta **FALCONS**

ATS LOG		2014 Preseason Schedule		Line	Score	W/L	Total	O/U
ATS 12	13	8/8	Miami					
SU 1-4	0-4	8/16	at Houston					
HF 0-2	0-1	8/23	Tennessee					
HD 0-0	0-1	8/28	at Jacksonville					
AF 1-0	0-0							
AD 0-1	1-1							
NF 0-0	0-0							
ND 0-0	0-0							

Carolina **PANTHERS**

ATS LOG		2014 Preseason Schedule		Line	Score	W/L	Total	O/U
ATS 12	13	8/8	Buffalo					
SU 2-2	3-1	8/17	Kansas City					
HF 1-1	2-0	8/22	at New England					
HD 0-0	0-0	8/28	at Pittsburgh					
AF 0-0	0-0							
AD 2-0	1-1							
NF 0-0	0-0							
ND 0-0	0-0							

Chicago **BEARS**

ATS LOG		2014 Preseason Schedule		Line	Score	W/L	Total	O/U
ATS 12	13	8/8	Philadelphia					
SU 3-1	2-2	8/14	Jacksonville					
HF 1-1	0-1	8/22	at Seattle					
HD 0-0	0-1	8/28	at Cleveland					
AF 0-0	1-0							
AD 2-0	0-1							
NF 0-0	0-0							
ND 0-0	0-0							

Dallas **COWBOYS**

ATS LOG		2014 Preseason Schedule		Line	Score	W/L	Total	O/U
ATS 12	13	8/7	at San Diego					
SU 3-1	2-3	8/16	Baltimore					
HF 1-1	1-0	8/23	at Miami					
HD 10-0	1-0	8/28	Denver					
AF 0-0	0-0							
AD 1-1	0-1							
NF 0-0	0-0							
ND 0-0	1-0							

Detroit **LIONS**

ATS LOG		2014 Preseason Schedule		Line	Score	W/L	Total	O/U
ATS 12	13	8/9	Cleveland					
SU 2-2	3-1	8/15	at Oakland					
HF 1-1	2-0	8/22	Jacksonville					
HD 0-0	0-0	8/28	at Buffalo					
AF 0-1	1-0							
AD 1-0	0-0							
NF 0-0	0-0							
ND 0-0	0-0							

Green Bay **PACKERS**

ATS LOG		2014 Preseason Schedule		Line	Score	W/L	Total	O/U
ATS 12	13	8/9	at Tennessee					
SU 2-2	1-3	8/16	at St Louis					
HF 0-1	0-1	8/22	Oakland					
HD 1-0	0-1	8/28	Kansas City					
AF 1-0	0-0							
AD 0-1	1-1							
NF 0-0	0-0							
ND 0-0	0-0							

Minnesota **VIKINGS**

ATS LOG		2014 Preseason Schedule		Line	Score	W/L	Total	O/U
ATS 12	13	8/8	Oakland					
SU 1-3	1-3	8/16	Arizona					
HF 1-1	0-1	8/23	at Kansas City					
HD 0-0	1-0	8/28	at Tennessee					
AF 0-0	0-0							
AD 0-2	0-1							
NF 0-0	0-0							
ND 0-0	0-0							

2013 RESULTS
 at GB -3' 17-0 W 36 U
 DAL -3 12-7 W 40 U
 SD -4 7-24 L 40' U
 at DEN E 32-24 W 39 O
2012 RESULTS
 † NO +2 10-17 L 37 U
 at KC +2' 17-27 L 34' O
 OAK -6 31-27 L 37' O
 at TEN +3 27-32 L 41 O
 DEN -2' 13-16 L 37 U

2013 RESULTS
 CIN -2' 10-34 L 37 O
 at BAL +4' 23-27 W 41 O
 at TEN +3 16-27 L 43 T
 JAX +2 16-20 L 40 U
2012 RESULTS
 BAL -1' 17-31 L 34' O
 CIN -4 19-24 L 37' O
 at MIA -3 23-6 W 41' U
 at JAX +2' 14-24 L 37' O

2013 RESULTS
 CHI -2 24-17 W 34 O
 at PHI +3' 9-14 L 41' U
 at BAL +3 34-27 W 42' O
 PIT -3' 25-10 W 36' U
2012 RESULTS
 HOU -3 13-26 L 35' O
 MIA -3' 23-17 W 37' O
 at NYJ +2' 17-12 W 40' U
 at PIT +3' 16-17 W 38 U

2013 RESULTS
 at CAR +2 17-24 L 34 O
 SD -5' 33-28 L 38' O
 at OAK -3' 34-26 W 38' O
 CLE +1' 16-18 L 39' U
2012 RESULTS
 DEN -3 3-31 L 34' U
 WAS -1 33-31 W 37 O
 at NYG +3 20-17 W 41 U
 at CLE +3' 28-20 W 38 O

2013 RESULTS
 † MIA +2 24-20 W 34' O
 at OAK E 17-19 L 35 O
 at ARZ +3 7-12 L 40 U
 CIN -3 24-18 W 43 U
 HOU +5 6-24 L 37' U
2012 RESULTS
 at OAK +1' 3-0 W 35 U
 at SD +3 20-28 L 37 O
 STL -5' 20-19 L 41 U
 MIA -2' 30-13 W 35 O

2013 RESULTS
 NYJ -4 26-17 W 36 O
 at CLE E 6-24 L 40 U
 NE -2' 40-9 W 45' O
 at BUF -4 35-13 W 38 O
2012 RESULTS
 CLE -3 17-19 L 36 T
 at BAL +3 27-12 W 40 U
 at OAK -3 20-31 L 43' O
 BUF -3' 38-32 W 37' O

2013 RESULTS
 ARZ -3' 0-17 L 36 U
 at STL +4' 19-7 W 40 U
 SEA +2' 10-17 L 43 U
 at KC +4' 8-30 L 36' O
2012 RESULTS
 at SD +2' 13-21 L 37' U
 CLE -2' 10-35 L 41 O
 at CIN -2' 27-13 W 44 U
 KC +1' 24-3 W 39' U

2013 RESULTS
 HOU -1 13-27 L 35 O
 at BUF +4 16-20 T 43 U
 at SF +5 14-34 L 41 O
 TEN +4' 24-23 W 39 O
2012 RESULTS
 at SF +3 6-17 L 34 U
 BUF -2' 36-14 W 37 O
 SD -3' 10-12 L 40' U
 at HOU +3' 24-28 L 37 O

New Orleans **SAINTS**

ATS LOG		2014 Preseason Schedule		Line	Score	W/L	Total	O/U
ATS 12	13	8/8	at St Louis					
SU 2-3	3-1	8/15	Tennessee					
HF 1-1	2-0	8/23	at Indianapolis					
HD 0-0	0-0	8/28	Baltimore					
AF 0-0	0-0							
AD 2-0	2-0							
NF 0-0	0-0							
ND 0-0	0-0							

New York **GIANTS**

ATS LOG		2014 Preseason Schedule		Line	Score	W/L	Total	O/U
ATS 12	13	8/3	at Buffalo					
SU 2-2	1-3	8/9	Pittsburgh					
HF 0-1	0-2	8/16	at Indianapolis					
HD 1-0	0-0	8/22	at NY Jets					
AF 0-0	0-0	8/28	New England					
AD 2-0	1-0							
NF 0-0	0-0							
ND 0-0	0-0							

Philadelphia **EAGLES**

ATS LOG		2014 Preseason Schedule		Line	Score	W/L	Total	O/U
ATS 12	13	8/8	at Chicago					
SU 4-0	2-2	8/15	at New England					
HF 1-1	1-1	8/21	Pittsburgh					
HD 0-0	0-0	8/28	NY Jets					
AF 1-0	1-1							
AD 1-0	0-0							
NF 0-0	0-0							
ND 0-0	0-0							

San Francisco **49ers**

ATS LOG		2014 Preseason Schedule		Line	Score	W/L	Total	O/U
ATS 12	13	8/7	at Baltimore					
SU 3-1	3-1	8/17	Denver					
HF 2-0	1-1	8/24	San Diego					
HD 0-0	0-0	8/28	at Houston					
AF 0-0	0-0							
AD 1-1	1-0							
NF 0-0	0-0							
ND 0-0	0-0							

Seattle **SEAHAWKS**

ATS LOG		2014 Preseason Schedule		Line	Score	W/L	Total	O/U
ATS 12	13	8/7	at Denver					
SU 4-0	4-0	8/15	San Diego					
HF 2-0	2-0	8/22	Chicago					
HD 0-0	0-0	8/28	at Oakland					
AF 1-0	2-0							
AD 1-0	0-0							
NF 0-0	0-0							
ND 0-0	0-0							

St Louis **RAMS**

ATS LOG		2014 Preseason Schedule		Line	Score	W/L	Total	O/U
ATS 12	13	8/8	New Orleans					
SU 2-2	1-3	8/16	Green Bay					
HF 1-0	0-2	8/23	at Cleveland					
HD 1-0	0-0	8/28	at Miami					
AF 0-0	0-0							
AD 1-1	1-1							
NF 0-0	0-0							
ND 0-0	0-0							

Tampa Bay **BUCCANEERS**

ATS LOG		2014 Preseason Schedule		Line	Score	W/L	Total	O/U
ATS 12	13	8/8	at Jacksonville					
SU 2-2	1-3	8/16	Miami					
HF 0-1	0-1	8/23	at Buffalo					
HD 0-1	0-1	8/28	Washington					
AF 0-0	0-0							
AD 2-0	1-1							
NF 0-0	0-0							
ND 0-0	0-0							

Washington **REDSKINS**

ATS LOG		2014 Preseason Schedule		Line	Score	W/L	Total	O/U
---------	--	-------------------------	--	------	-------	-----	-------	-----

POWER SWEEP RENEWAL OFFER

Paying JUST \$99 FOR (email) 2014 POWER SWEEP is a great deal! (incl \$464 in bonuses)

Paying ONLY \$69 for each additional season (incl over \$400 in bonuses) is like BUT... STEALING IT!

email POWER SWEEP for 2015 ...just \$69 (valid thru 9/1/14)
 email POWER SWEEP for 2015 ...just \$74 (valid thru 10/1/14)
 email POWER SWEEP for 2015 ...just \$79 (valid thru 11/1/14)
 email POWER SWEEP for 2015 ...just \$84 (valid thru 12/1/14)

AND ONCE YOU ARE BOTH A 2014 & 2015 SUB

Purchase as many future seasons for only \$69 per season (valid thru 1/16/15)

Renewal of seasons 2016+ offer requires payment at time of order.

COLLEGE FOOTBALL ODDS BY DIV, CONF, NATIONAL CHAMP AND O/U WINS

SEC	Div	Conf	Nat'l Champ	O/U Wins	BIG 12	Div	Conf	Nat'l Champ	O/U Wins	ACC	Div	Conf	Nat'l Champ	O/U Wins
East														
Georgia	+160	+500	16/1	9' O (-120)/ U (-110)	Oklahoma	-	-150	10/1	10' O (-115)/ U (-115)	Florida St	-600	-275	11/2	11 O (-150)/ U (+120)
South Carolina	+175	+500	25/1	9' O (+100)/ U (-130)	Baylor	-	+275	28/1	9' O (-135)/ U (+105)	Clemson	+500	10/1	66/1	8' O (-110)/ U (-120)
Florida	+300	12/1	33/1	7' O (-140)/ U (+110)	Texas	-	+600	50/1	8 O (+135)/ U (-165)	Louisville	+900	15/1	100/1	7' O (-225)/ U (+175)
Missouri	10/1	33/1	66/1	7' O (-150)/ U (+120)	Kansas St	-	10/1	100/1	7' O (-150)/ U (+120)	Syracuse	33/1	66/1		5' O (-145)/ U (+115)
Tennessee	12/1	40/1	150/1	5' O (-145)/ U (+115)	Oklahoma St	-	10/1	150/1	7' O (+105)/ U (-135)	NC State	33/1	75/1		5' O (-140)/ U (+110)
Kentucky	50/1	200/1		3' O (-170)/ U (+140)	TCU	-	15/1	200/1	8 O (+140)/ U (-170)	Boston College	33/1	200/1	500/1	5 O (+140)/ U (-170)
Vanderbilt	50/1	250/1		6 O (+125)/ U (-155)	Texas Tech	-	33/1	200/1	6' O (-155)/ U (+125)	Wake Forest	100/1	200/1		3' O (-170)/ U (+130)
West														
Alabama	-150	+160	6/1	10' O (-140)/ U (+110)	West Virginia	-	66/1	300/1	4' O (-110)/ U (-120)	Coastal				
Auburn	+400	+500	9/1	9' O (+130)/ U (-160)	Iowa St	-	100/1		3' O (-140)/ U (+110)	Miami	+150	10/1	100/1	8 O (+100)/ U (-130)
LSU	+500	+650	20/1	9 O (-125)/ U (-105)	Kansas	-	100/1		3 O (-140)/ U (+110)	North Carolina	+175	12/1	100/1	8' O (+130)/ U (-160)
Ole Miss	+900	14/1	40/1	7' O (-165)/ U (+135)	PAC-12					Virginia Tech	+600	10/1	150/1	8' O (-105)/ U (-125)
Texas A&M	14/1	20/1	66/1	7' O (+145)/ U (-175)	North					Duke	+700	20/1		8' O (+120)/ U (-150)
Mississippi St	12/1	33/1	150/1	7' O (+115)/ U (-145)	Oregon	-200	+110	8/1	10' O (-180)/ U (+150)	Georgia Tech	+800	25/1	500/1	6' O (-140)/ U (+110)
Arkansas	33/1	66/1	300/1	4' O (-135)/ U (+105)	Stanford	+300	+600	40/1	8' O (-125)/ U (-105)	Pittsburgh	25/1	50/1	500/1	7' O (+115)/ U (-145)
BIG TEN														
East														
Ohio St	-250	-110	10/1	10' O (-110)/ U (-120)	Washington	+600	14/1	100/1	9 O (-125)/ U (-105)	OTHER BCS CONF ODDS				
Michigan St	+260	+400	25/1	9' O (+105)/ U (-135)	Wash St	12/1	33/1		5' O (-130)/ U (+100)	Boise St	500/1	10	O (+135) / U (-165)	
Michigan	+500	+900	50/1	7' O (-165)/ U (+135)	Oregon St	14/1	33/1	500/1	7 O (-120)/ U (-110)	BYU	150/1	9	O (-160) / U (+130)	
Maryland	50/1	100/1		6' O (+105)/ U (-135)	California	50/1	200/1	500/1	2' O (-130)/ U (+100)	Colorado St		6	O (-180) / U (+140)	
Indiana	33/1	100/1		5' O (+110)/ U (-140)	South					UNLV	4	O (+125) / U (-155)		
Rutgers	100/1	200/1	1000/1	4' O (+150)/ U (-180)	UCLA	+150	+300	14/1	9' O (-140)/ U (+110)	Penn St	7	O (-140) / U (+110)		
West														
Wisconsin	+120	+450	33/1	9' O (-145)/ U (+115)	USC	+200	+500	25/1	8' O (-175)/ U (+145)	Nevada	6	O (-105) / U (-125)		
Nebraska	+150	+550	50/1	8 O (-125)/ U (-105)	Arizona St	+200	12/1	100/1	7' O (-115)/ U (-115)	Notre Dame	40/1	7	O (+100) / U (-130)	
Iowa	+500	14/1	100/1	8' O (+110)/ U (-140)	Arizona	10/1	25/1	100/1	7 O (+110)/ U (-140)	Fresno St	7	O (-135) / U (-105)		
Northwestern	20/1	40/1		7' O (+135)/ U (-165)	Utah	33/1	66/1		4' O (-170)/ U (+140)	Utah St	9	O (+160) / U (-210)		
Minnesota	10/1	50/1		6' O (-105)/ U (-125)	Colorado	50/1	200/1		4' O (+150)/ U (-180)	ODDS TO MAKE FIRST CFB PLAYOFF				
Illinois	33/1	100/1		5 O (+100)/ U (-130)	Florida St	Y (-250) / N (+170)	Baylor	Y (+350) / N (-600)	Georgia	Y (+250) / N (-400)	Auburn	Y (+170) / N (-250)		
Purdue	100/1	250/1		3' O (-145)/ U (+115)	Ohio St	Y (Even) / N (-140)	Oregon	Y (+120) / N (-160)	South Carolina	Y (+400) / N (-600)	LSU	Y (+250) / N (-400)		
					Michigan St	Y (+300) / N (-500)	UCLA	Y (+275) / N (-450)	Florida	Y (+600) / N (-1000)				
					Oklahoma	Y (+170) / N (-250)	USC	Y (+550) / N (-1100)	Alabama	Y (-130) / N (-110)				

NORTHCOAST SPORTS TOP COLLEGE FUTURES

- \$1,500 On Virginia OVER 3.5 Wins
- \$1,500 On Northwestern OVER 7.5 Wins
- \$1,500 On Notre Dame OVER 7.5 Wins
- \$1,500 On Georgia OVER 9.5 Wins
- \$1,250 On NC State OVER 5.5 Wins
- \$1,000 On Maryland OVER 6.5 Wins
- \$1,000 On TCU OVER 8 Wins
- \$1,000 On Minnesota UNDER 6.5 Wins
- \$1,000 On Oklahoma St UNDER 7.5 Wins
- \$300 On Florida St to win the Nat'l Champ at 11/2
- \$250 On Alabama to win the Nat'l Champ at 6/1
- \$150 On Oklahoma to win the Nat'l Champ at 10/1
- \$125 On Ohio St to win the Nat'l Champ at 10/1
- \$150 On Georgia to win the Nat'l Champ at 16/1
- \$100 On UCLA to win the Nat'l Champ at 14/1
- \$75 On Baylor to win the Nat'l Champ at 28/1
- \$50 On Wisconsin to win the Nat'l Champ at 33/1
- \$25 On Iowa to win the Nat'l Champ at 100/1
- \$25 On TCU to win the Nat'l Champ at 200/1

This is the 6th straight season we are providing our top College Futures in the Preseason Issue of Power Sweep. In the past we had a \$10,000 bankroll and have shown a profit all 5 seasons. LY we increased our bankroll to \$12,500. We finished 2013 with a +\$4,725 profit hitting our best bet on USC Over 9.5 Wins - a \$2,000 wager! Our 5 year profits are now +\$15,475, a 29% return on our investment. Enjoy and Good Luck!

NEW THIS SEASON! THE MONDAY NIGHT EXEC CLUB

GET EVERY MONDAY NIGHT MAGIC & EVERY MONDAY NIGHT MARQUEE

Thru our office:

16 NFL Monday Night Magic Plays@ \$35 each = \$560
 16 NFL Monday Night Marquees.....@ \$15 each = \$240
 TOTAL VALUE..... = \$800

Inaugural Season Special.....\$329

2 DAY DISCOUNT VALID THRU 8/7/14.....\$249
 (That's UNDER \$8.00 per play!!)



- Sept 8 NY Giants at Detroit (7:10 pm)
- Sept 8 San Diego at Arizona (10:20 pm)
- Sept 15 Philadelphia at Indianapolis
- Sept 22 Chicago at NY Jets
- Sept 29 New England at Kansas City
- Oct 6 Seattle at Washington
- Oct 13 San Francisco at St. Louis
- Oct 20 Houston at Pittsburgh
- Oct 27 Washington at Dallas
- Nov 3 Indianapolis at NY Giants
- Nov 10 Carolina at Philadelphia
- Nov 17 Pittsburgh at Tennessee
- Nov 24 Baltimore at New Orleans
- Dec 1 Miami at NY Jets
- Dec 8 Atlanta at Green Bay
- Dec 15 New Orleans at Chicago
- Dec 22 Denver at Cincinnati

A LOOK BACK AND A LOOK AHEAD

Conference by Conference

AAC (2014 - Add: E Carolina, Tulane, & Tulsa - Lose: Louisville & Rutgers) 2015 - Add: Navy - Lose: None

HC Yrs	RET QB	STR OFF	D	ST	ATLANTIC	NewFrom	SU CONF	SU ALL	ATS CONF	ATS ALL	O/U CONF	O/U ALL
11	N	6	9	K/P	UCF		8-0	11-1	3-5	7-5	4-4	5-7
2	N	7	6	K/P	Cincinnati		6-2	9-3	4-4	6-6	5-3	7-5
3	Y	8	9	K	Houston		5-3	8-4	6-2	10-2	2-6	5-7
7	N	6	6	-	SMU		4-4	5-7	6-2	6-6	4-4	7-5
New	Y	7	6	-	Connecticut		3-5	3-9	4-4	5-7	4-4	7-5
2	Y	10	5	K/P	USF		2-6	2-10	4-4	5-7	1-7	3-9
2	Y	5	8	-	Temple		1-7	2-10	5-3	7-5	4-4	5-7
3	Y	9	8	K	Memphis		1-7	3-9	3-5	6-6	4-4	4-8
5	Y	5	4	K	E Carolina (CUSA)		6-2	9-3	3-5	6-6	5-3	8-4
4	N	5	10	K/P	Tulsa (CUSA)		2-6	3-9	3-5	3-9	4-4	7-5
3	Y	7	6	K/P	Tulane (CUSA)		5-3	7-5	7-1	9-3	3-5	5-7

ACC (2014 - Add: Louisville - Lose: Maryland) 2015 - Same

HC Yrs	RET QB	STR OFF	D	ST	ATLANTIC	NewFrom	SU CONF	SU ALL	ATS CONF	ATS ALL	O/U CONF	O/U ALL
5	Y	7	6	K/P	Florida St		9-0	13-0	7-1	11-1	7-2	10-3
7	N	5	7	P	Clemson		7-1	10-2	4-4	6-6	5-3	7-5
2	Y	8	7	P/K	Syracuse		4-4	6-6	4-4	7-5	3-5	6-6
2	N	3	6	-	Boston College		4-4	7-5	6-2	7-5	4-4	6-5-1
New	N	5	5	K/P	Wake Forest		2-6	4-8	3-4-1	5-6-1	2-6	4-8
2	N	7	7	K/P	NC State		0-8	3-9	1-6-1	3-8-1	4-4	6-6
COASTAL												
7	Y	8	6	K/P	Duke		6-3	10-3	6-2-1	9-3-1	4-5	4-8-1
28	N	9	5	P	Virginia Tech		5-3	8-4	4-4	4-7-1	3-5	4-8
4	N	7	7	K	Miami, FL		5-3	9-3	2-6	5-7	5-3	7-5
7	N	6	4	K	Georgia Tech		5-3	7-5	4-4	6-6	4-4	8-4
3	Y	8	7	K/P	N Carolina		4-4	6-6	5-3	7-5	2-6	4-8
3	N	8	5	K	Pittsburgh		3-5	6-6	2-6	4-8	4-4	5-7
5	Y	8	9	K/P	Virginia		0-8	2-10	3-4-1	5-6-1	6-2	9-3
5	N	7	4	K/P	Louisville (AAC)		7-1	11-1	2-6	4-7-1	2-6	3-9

BIG TEN (2014 - Add: Maryland & Rutgers - Lose: None) 2015 - Same

HC Yrs	RET QB	STR OFF	D	ST	EAST	NewFrom	SU CONF	SU ALL	ATS CONF	ATS ALL	O/U CONF	O/U ALL
8	Y	7	5	K/P	Michigan St		9-0	12-1	7-2	9-4	4-5	5-8
3	Y	5	7	P	Ohio St		8-1	12-1	4-5	7-6	6-3	9-4
New	Y	5	7	K	Penn St		4-4	7-5	3-5	5-7	5-3	7-5
4	Y	8	9	P	Indiana		3-5	7-5	3-5	5-7	6-2	9-3
4	Y	7	8	P	Michigan		3-5	7-5	5-3	7-5	4-4	6-6
3	Y	9	7	K	Rutgers (AAC)		3-5	6-6	2-6	4-8	4-4	6-6
4	Y	8	9	K/P	Maryland (ACC)		3-5	7-5	3-5	7-5	5-3	7-5
WEST												
2	Y	7	3	K/P	Wisconsin		6-2	9-3	5-3	9-3	3-5	4-8
16	Y	8	5	P	Iowa		5-3	8-4	5-3	7-5	4-4	6-5-1
7	Y	5	6	P	Nebraska		5-3	8-4	4-4	6-6	3-5	6-6
4	N	8	7	P	Minnesota		4-4	8-4	6-2	9-3	3-5	6-6
9	N	9	8	-	Northwestern		1-7	5-7	1-7	3-9	2-6	5-7
3	N	6	8	K/P	Illinois		1-7	4-8	3-5	6-6	4-4	7-5
2	Y	8	7	K/P	PURDUE		0-8	1-11	3-5	4-8	4-4	6-6

BIG 12 (2014 & 2015 - Same)

HC Yrs	RET QB	STR OFF	D	ST	ATLANTIC	NewFrom	SU CONF	SU ALL	ATS CONF	ATS ALL	O/U CONF	O/U ALL
7	Y	6	4	P	Baylor		8-1	11-1	6-3	9-3	5-4	8-4
16	Y	5	9	K/P	Oklahoma		7-2	10-2	4-5	7-5	4-5	6-6
New	Y	7	8	-	Texas		7-2	8-4	5-4	6-6	2-7	5-7
10	N	4	4	K/P	Oklahoma St		7-2	10-2	6-3	8-4	3-5-1	4-7-1
6	Y	6	5	K	Kansas St		5-4	7-5	6-3	7-5	4-5	5-7
2	Y	9	4	K	Texas Tech		4-5	7-5	3-6	5-7	7-2	8-3-1
14	Y	8	8	K/P	TCU		2-7	4-8	3-6	4-8	3-6	5-6-1
4	Y	6	7	K/P	West Virginia		2-7	4-8	3-6	3-9	6-3	6-6
6	Y	10	5	K	Iowa St		2-7	3-9	5-4	6-6	6-3	7-5
3	Y	8	9	P	Kansas		1-8	3-9	4-5	4-8	4-5	4-7-1

CUSA (2014 - Add: Old Dominion & WKU - Lose: E Carolina, Tulane & Tulsa) 2015 - Add: Charlotte - Lose: None

HC Yrs	RET QB	STR OFF	D	ST	EAST	NewFrom	SU CONF	SU ALL	ATS CONF	ATS ALL	O/U CONF	O/U ALL
5	Y	6	8	K/P	Marshall		7-2	9-4	5-4	8-5	7-2	8-5
9	N	5	8	K	Middle Tenn		6-2	8-4	5-3	5-7	4-4	5-7
New	Y	5	6	P	FAU		4-4	6-6	6-2	9-3	3-5	5-7
New	N	7	8	K	UAB		1-7	2-10	2-6	4-8	6-2	10-2
2	N	10	7	K/P	FIU		1-7	1-11	4-4	4-8	3-5	5-6-1
2	Y	8	8	K/P	Southern Miss		1-7	1-11	2-6	3-9	6-2	8-4
6	Y	7	10	-	Old Dominion (IND)			8-4		9-3		10-2
New	Y	8	4	K	WKU (SBC)		4-3	8-4	2-5	5-7	3-4	6-6
WEST												
8	N	6	6	P	Rice		8-1	10-3	5-4	8-5	4-5	6-7
4	N	10	10	K/P	UTSA		6-2	7-5	5-3	7-5	1-7	3-9
4	N	5	4	K/P	North Texas		6-2	8-4	6-2	9-3	2-6	3-9
2	Y	6	7	K/P	LA Tech		3-5	4-8	3-5	4-7	2-6	2-10
2	Y	8	7	K/P	UTEP		1-7	2-10	1-7	2-10	4-4	7-5

ATTENTION SUBSCRIBERS: PRESEASON CALL-IN TIMES: MON - FRI Noon-5pm • SAT & SUN 11am-1pm ET

IND (2014 - Add: None - Lose: Old Dominion) 2015 - Add: None - Lose: Navy

HC Yrs	RET QB	STR OFF	D	ST	ATLANTIC	NewFrom	SU CONF	SU ALL	ATS CONF	ATS ALL	O/U CONF	O/U ALL
5	Y	7	5	K/P	Notre Dame				8-4	5-7		5-7
10	Y	8	6	P	BYU				8-4	6-6		4-8
7	Y	8	7	K/P	Navy				7-4	8-3		5-6
New	Y	9	7	K/P	Army				3-8	4-7		5-6

MAC (2014 & 2015 - Same)

HC Yrs	RET QB	STR OFF	D	ST	EAST	NewFrom	SU CONF	SU ALL	ATS CONF	ATS ALL	O/U CONF	O/U ALL
New	Y	7	5	K	Bowling Green		8-1	10-3	7-2	10-3	3-5-1	3-9-1
5	Y	7	4	K/P	Buffalo		6-2	8-4	6-2	8-4	4-4	8-4
10	N	4	8	K/P	Ohio		4-4	7-5	3-5	6-6	4-4	4-8
3	Y	7	7	K/P	Akron		4-4	5-7	3-4-1	5-6-1	2-6	4-8
2	Y	7	7	K/P	Kent St		4-4	5-7	5-3	6-6	2-6	5-7
7	Y	7	6	K	UMass		1-7	1-11	3-5	5-7	3-5	3-9
New	N	8	7	K	Miami, OH WEST		0-8	0-12	1-6-1	2-9-1	3-4-1	4-7-1
2	N	9	5	P	N Illinois		8-1	12-1	6-3	8-5	4-5	8-5
4	N	5	6	K/P	Ball St		7-1	10-2	5-3	8-4	5-3	8-4
3	N	7	9	K	Toledo		5-3	7-5	5-3	8-4	4-4	5-7
5	Y	11	8	K	Central Mich		5-3	6-6	6-2	7-5	1-7	3-9
New	N	9	6	K/P	Eastern Mich		1-7	2-10	1-7	2-10	7-1	10-2
2	Y	9	5	K/P	Western Mich		1-7	1-11	2-6	4-8	3-5	4-8

MW (2014 & 2015 - Same)

HC Yrs	RET QB	STR OFF	D	ST	WEST	NewFrom	SU CONF	SU ALL	ATS CONF	ATS ALL	O/U CONF	O/U ALL
3	N	5	8	K/P	Fresno St		8-1	11-1	3-5-1	4-7-1	5-4	7-5
4	Y	6	4	P	San Diego St		6-2	7-5	5-2-1	6-5-1	6-2	7-5
2	N	5	8	K	San Jose St		5-3	6-6	4-4	6-6	5-3	7-5
5	N	7	6	P	UNLV		5-3	7-5	6-2	8-4	4-4	6-6
2	Y	7	10	K	Nevada		3-5	4-8	4-4	6-6	2-6	4-8
3	N	7	6	K/P	Hawaii		0-8	1-11	3-5	7-5	6-2	8-4
MOUNTAIN												
2	Y	3	5	K/P	Utah St		7-2	8-5	6-3	8-5	4-5	6-7
New	Y	7	8	K	Boise St		6-2	8-4	4-4	6-6	5-3	7-5
3	Y	5	7	K/P	Colorado St		5-3	7-6	5-3	9-4	6-2	10-3
New	N	7	9	K/P	Wyoming		3-5	5-7	2-6	5-7	4-4	6-6
3	Y	7	6	-	New Mexico		1-7	3-9	4-4	6-6	6-2	9-3
8	Y	7	9	K	Air Force		0-8	2-10	2-6	3-9	7-1	8-4

PAC-12 (2014 & 2015 - Same)

HC Yrs	RET QB	STR OFF	D	ST	NORTH	NewFrom	SU CONF	SU ALL	ATS CONF	ATS ALL	O/U CONF	O/U ALL
4	Y	5	7	K/P	Stanford		7-2	11-2	6-3	7-6	4-5	5-8
2	Y	8	5	K	Oregon		7-2	10-2	4-5	7-5	4-5	7-5
New	N	7	7	-	Washington		5-4	8-4	4-5	6-6	5-4	6-6
14	Y	7	7	K/P	Oregon St		4-5	6-6	6-3	6-6	5-4	7-5
3	Y	8	6	P	Washington St		4-5	6-6	6-3	9-3	5-4	6-6
2	Y	9	6	P	California		0-9	1-11	2-7	2-10	2-7	5-7
SOUTH												
3	Y	6	2	K/P	Arizona St		8-2	10-3	6-4	7-6	6-4	9-4
3	Y	9	8	K/P	UCLA		6-3	9-3	5-4	8-4	3-6	5-7
New	Y	7	7	K/P	USC		6-3	9-4	5-4	6-7	4-5	4-8-1
3	N	7	6	P	Arizona		4-5	7-5	3-6	6-6	3-6	5-7
10	Y	6	6	K/P	Utah		2-7	5-7	3-6	6-6	3-6	5-7
2	Y	8	8	K/P	Colorado		1-8	4-8	4-5	7-5	6-3	8-4

SEC (2014 & 2015 - Same)

HC Yrs	RET QB	STR OFF	D	ST	EAST	NewFrom	SU CONF	SU ALL	ATS CONF	ATS ALL	O/U CONF	O/U ALL
2	Y	8	6	-	Auburn		8-1	12-1	8-1	11-2	6-3	8-5
8	N	7	5	-	Alabama		7-1	11-1	5-3	7-5	5-2-1	5-6-1
10	N	5	7	K/P	LSU							

THE NORTHCOAST SPORTS NFL FUTURES

- \$1,500 on Carolina to win LESS than 8.5 games
- \$1,500 on Green Bay to win MORE than 10.5 games
- \$1,500 on Baltimore to win MORE than 8.5 games
- \$1,250 on Minnesota to win LESS than 6 games
- \$1,250 on Pittsburgh to win MORE than 8.5 games
- \$1,000 on Dallas to win LESS than 7.5 games
- \$750 on Buffalo to win LESS than 6.5 games
- \$500 on Baltimore to win AFC North at +250
- \$500 on Philadelphia to win NFC East at +130
- \$500 on New Orleans to win the NFC South at +100
- \$250 on Green Bay to win NFC Champ at 6/1
- \$375 on Denver to win SB at 13/2
- \$350 on Seattle to win SB at 7/1
- \$325 on San Francisco to win SB at 15/2
- \$300 on Green Bay to win SB at 10/1
- \$275 on New England to win SB at 9/1
- \$200 on New Orleans to win SB at 14/1
- \$100 on Pittsburgh to win SB at 33/1
- \$75 on Baltimore to win SB at 40/1

+\$20,905
 1994-2013

This is the 19th season we've provide you with our NFL Futures. For all of our Power Sweep regulars, you know that each year our imaginary employee Fred heads to Vegas with a bankroll of \$12,500. In 2013 he finished with a profit of \$3,500 hitting each of our top 4 Over/Under win totals. This year we have 7 O/U Win Futures, one division Future and 10 Super Bowl bets.

\$12,500 TOTAL 2014 WAGERS

CHECK OUT College Futures (pg 9).

2011 MARQUEES 67-35-3 66%
NFL 28-9-1 76%
College 39-26-2 60%

2012 MARQUEES 67-38-1 64%
NFL 30-14-1 68%
College 37-24 61%

\$15 per play through the office

(800) 654-3448 (¢1320 over the season)

\$12 on the Northcoast VIP (¢1056 over the season)

\$7 PER CALL WITH 5+ MARQUEE 7 PACKS

**Or Under \$5 with a Season Ticket
 MARQUEE PLAY
 SEASON TICKET**

You will receive at LEAST one Marquee Play Every Day there is football through December 13, 2014

88 Days of Football Over 100 Marquees!!!

SEE BELOW

MARK YOUR CALENDAR FOR THE 2 DAY DISCOUNT

August 2014						
Sunday	Monday	Tuesday	Wednesday	Thursday	Friday	Saturday
					1	2
3	4	5	6	7	8	9
10	11	12	13	14	15	16
17	18	19	20	21	22	23
24	25	26	27	28	29	30

**Call on WEDNESDAY August 6th or
 THURSDAY August 7th Discounts honored earlier**

NEWSLETTERS/PUBLICATIONS:

	Reg Price	8/27 Discount	2 Day Discount
2014 POWER SWEEP (email - * mail add \$40)	\$129*	\$109*	\$99*
Future years of POWER SWEEP (valid thru 8/17)	\$69	\$69	\$69
2014 POWER PLAYS (email)	\$129	\$109	\$99
<small>Power Plays is email only for 2014. With our NEW EXPANDED BONUSES</small>			
2014 POWER PLAYS (email) when added to '14 Power Sweep subscription)	\$50	\$50	\$50
<small>NO additional bonuses offers included with the additional email version of Power Plays.</small>			
2014 Combined NFL & College Scorebook	\$39.95 (+s/h)	37.95 (+s/h)	\$34.95 (+s/h)

PHONE PACKAGES:

	Reg Price	8/27 Discount	2 Day Discount
2014 EXECUTIVE CLUB SERVICE	\$3950	\$2649	\$2499
<small>OVER \$9000 worth of value! Every College Late Phone Side, Late Phone Total, Small College Play, Top Opinion and Marquee and the same in the NFL! From the Hall of Fame Game on 8/3/14 thru the Super Bowl 2/1/15. Receive your updates by phone or online with a printable pdf. The Executive Club also includes a Power Sweep subscription.</small>			
2014 WEEKEND STAR EXEC	\$1999	\$1699	\$1599
<small>If you are looking for the nuts & bolts of the football season this package is for you. You'll receive Every ★ Rated College Side on Saturday, Every ★ Rated College Total on Saturday as well as Sunday's NFL Star rated plays. This package does not include a Power Sweep subscription and at this time does not include a taped message system.</small>			
2014 TOP PLAY TRIO	\$1299	\$999	\$899
<small>The Top Play Trio provides you with 2 plays every regular season College Football Saturday and one play every regular season NFL Sunday. With the Top Play Trio you'll receive our Top College Football Side (including Games of the Year and Games of the Month), Top College Total and Top NFL Play on Sunday. If you selective and just want the BEST, welcome to the Top Play Trio!</small>			
MARQUEE SEASON PASS	\$549	\$499	\$449
<small>One toll-free number will grant you access to EVERY regular Season Marquee in both College Football and the NFL. EVERY DAY there's a GAME there's a MARQUEE!!</small>			

AVAILABLE MARQUEE PLAYS

Monday **Monday Night Totals Play**
 Tue-Fri **Any Game Day, There's a Marquee**
 Saturday **Inside Info & "900 Play of the Day"**
2 PLAYS FOR THE PRICE OF ONE!
 Sunday **Sunday Night Marquee & NFL Totals Marquee** (if available)

MARQUEE 7-PACKS (Valid from 8/3/14 thru 2/1/15)

One or Two Marquee 7-Packs..... \$59 each

Three thru Five Marquee 7-Packs. \$54 each





Six or more Marquee 7-Packs..... \$49 each

College Marquees the 13Y 113-84
 Incl: 39-26 60% in '11 & 37-24 61% in '12

NFL Marquee's the 13Y 78-49
 Incl: 28-9 76% in '11 & 30-14 68% in '12

1-800-654-3448

Preseason Office Hours:
 M-F 9:00-5:00 • Sat/Sun 9:00-1:00 est.

Check above for 2 Day Discounts and "grouped" packages. Mailed orders must be post marked by 8/7/14 or the discounted price will not be honored.

Northcoast Sports Service
 PO Box 450829
 Cleveland, OH 44145

CHECK OR MONEY ORDER